

**MACROECONOMY**

EXCHANGE RATE		
Currency	Buying	Selling
USD	122.75	122.75
EUR	139.70	139.73
GBP	162.07	162.09

MONEY MARKET		
Indicator	Current	Previous
Call Money	9.94	9.93
Repo (Policy)	10.00	9.50
Reverse Repo (Policy)	7.50	8.00

FOREX RESERVE	
Month	BN US\$
May, 2026	34.55
April, 2026	35.10
March, 2026	34.12

REMITTANCE		
Month	MN US\$	BN TK.
May, 2026	3,425.03	420.42
April, 2026	3,127.30	383.85
March, 2026	3,752.21	460.11

T-BILL & T-BOND RATES	
Particulars	Rates (%)
91 days T-Bill	9.70
182 days T-Bill	9.89
364 days T-Bill	9.93
3 Years T-Bond	10.52

COMMODITY MARKET			
Commodity	Unit	Close Price	Change (%)
Crude Oil (Brent)	USD/Bbl	76.54	-5.51%
Gold	USD/t.oz	4149.4	-0.18%
Wheat	USD/bu	597	-2.77%
Natural gas	USD/MMBtu	3.184	-4.13%

BANK DEPOSIT		
Particulars	Feb, 2026	Feb, 2025
Demand Deposits	2,027,860	1,903,033
Time Deposits	17,921,281	16,023,826
Total Deposit	19,949,141	17,926,859
Total Advances	17,756,935	16,707,827

**CAPITAL MARKET**

MARKET SUMMARY				
Market Movement	Today	Prev. Day	Change	% Change
<b>DHAKA STOCK EXCHANGE (DSE)</b>				
DSE BROAD INDEX (DSEX)	5617	5605	12	↑ 0.21%
DSE BLUECHIP SHARE INDEX (DS30)	2127	2127	0	↑ 0.00%
Market Capitalization	6,908,679	6,902,496	6182	↑ 0.09%
Market Turnover (Tk. In MN)	9402	8284	1119	↑ 13.50%
<b>CHITTAGONG STOCK EXCHANGE (CSE)</b>				
CSE50	1099	1101	(2.30)	↓ -0.21%
CASPI	15120	15118	1.76	↑ 0.01%
Trade Volume (MN)	18.13	17.10	1.04	↑ 6.06%
Market Turnover (MN)	588.06	984.76	(396.70)	↓ -40.28%

TOP 10 LOW P/E COMPANIES		
Instrument	Sector	P/E
PADMAOIL	Fuel & Power	3.06
CITYBANK	Bank	3.17
SOUTHEASTB	Bank	3.23
MPETROLEUM	Fuel & Power	3.25
UTTARABANK	Bank	3.60
JAMUNAOIL	Fuel & Power	3.61
NCCBANK	Bank	3.71
DUTCHBANGL	Bank	3.81
PRIMEBANK	Bank	3.86
JAMUNABANK	Bank	4.09

INTRA DAY HIGHLIGHTS					
Listed Securities	A	B	N	Z	Total
Issues Advanced ↑	99	34	0	49	182
Issues Declined ↓	72	35	0	43	150
Issues Unchanged ↔	31	6	0	28	65
<b>Total Issues Traded</b>	<b>202</b>	<b>75</b>	<b>0</b>	<b>120</b>	<b>397</b>

RECENT CORPORATE DECLARATIONS				
Company	YR End	Div/Ofr Price	Record Date	AGM/RGT
UNIONINS	31-Dec-25	10% C	25-Jun-26	25-Aug-26
NORTHRNINS	31-Dec-25	10% C and 5% S	28-Jun-26	29-Aug-26
BERGERPBL	31-Dec-25	525% C	7-Jul-26	24-Aug-26
DGIC	31-Dec-25	2% C	7-Jul-26	09-Sep-26

TODAY'S TOP 10 MARKET MOVERS							
Instrument	LTP	High	Low	YCP	Close	% Chg	Value (MN)
BXPHERMA	141.90	149.10	141.20	149.10	141.90	↓ -0.05	602.62
SAPORTL	51.10	53.70	50.90	53.50	51.10	↓ -0.04	330.42
BRACBANK	65.00	65.70	64.80	65.30	65.00	↓ 0.00	301.33
ITC	44.80	45.90	41.90	42.30	44.80	↑ 0.06	244.15
BDTHAI	20.70	20.90	19.40	20.10	20.70	↑ 0.03	216.19
NFML	22.20	23.40	21.80	21.80	22.20	↑ 0.02	211.81
KDSALTD	54.00	54.70	50.70	50.90	54.00	↑ 0.06	211.74
IPDC	30.30	31.10	29.20	29.40	30.30	↑ 0.03	190.38
DOMINAGE	74.20	75.90	73.70	74.50	74.20	↓ 0.00	181.43
SQURPHARMA	222.80	224.00	220.90	220.90	222.80	↑ 0.01	177.02

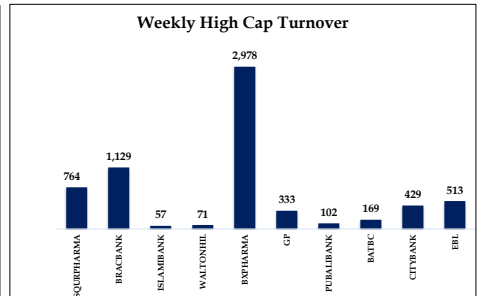
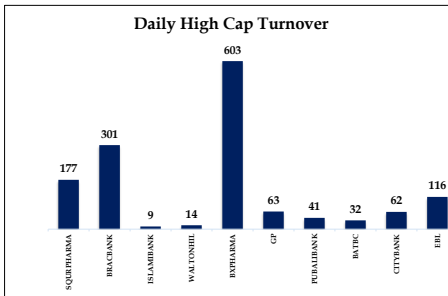
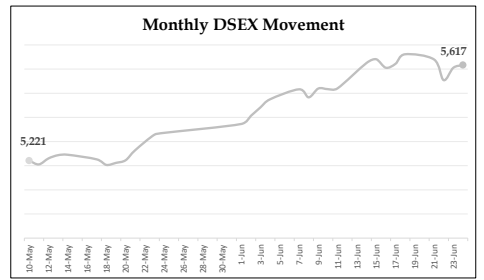
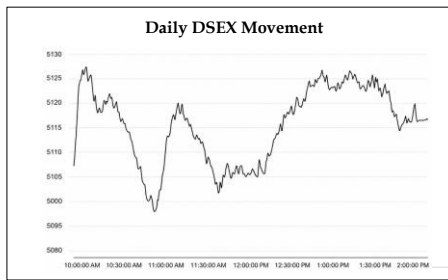
TODAY'S TOP 5 GAINERS & LAGGERS						
Instrument	Close	High	Low	YCP	Change	% Change
NAHEEACP	36.50	36.60	33.20	33.30	3.00	9.01%
SAIFPOWER	9.70	9.70	8.90	8.90	0.80	8.99%
REGENTEX	6.20	6.20	5.80	5.70	0.50	8.77%
SONARGAON	87.60	89.20	81.00	81.20	6.40	7.88%
MEGCONMILK	38.40	39.30	36.00	35.80	2.60	7.26%
BEXIMCO	31.50	31.50	31.50	34.90	-3.40	-9.74%
ILFSL	31.50	31.50	31.50	34.90	-3.40	-9.74%
BAYLEASING	1.20	1.30	1.20	1.30	-0.10	-7.69%
FAREASTLIF	4.50	4.80	4.50	4.80	-0.30	-6.25%
SJIBLPOND	22.60	23.60	22.50	23.80	-1.20	-5.04%

WEEKLY TOP 5 GAINERS				
Instrument	LTP	LWCP	Change	% Chg
NFML	22.40	17.30	5.10	29%
SHARPIND	19.00	17.00	2.00	12%
GHAIL	15.90	14.30	1.60	11%
BBS	15.60	14.10	1.50	11%
BXPHERMA	143.00	131.00	12.00	9%

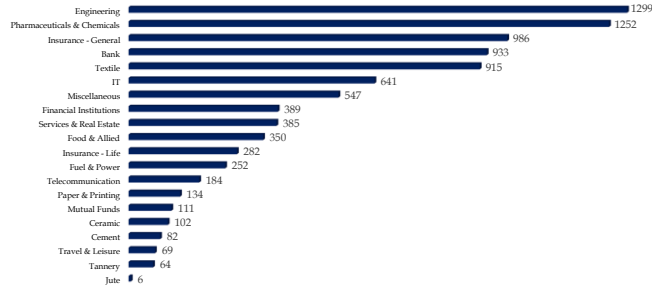
WEEKLY TOP 5 LAGGERS				
Instrument	LTP	LWCP	Chg	% Chg
BEXIMCO	38.70	65.10	-26.40	-41%
REGENTEX	5.60	7.90	-2.30	-29%
SJIBLPOND	4600.00	5630.00	-1030.00	-18%
SHYAMPSUG	165.70	202.00	-36.30	-18%
MEGHNAPET	65.30	77.80	-12.50	-16%

STATUS: HIGH CAP COMPANIES				
Company	FF Mkt. Cap (MN)	Turnover (MN)		
		Daily	Weekly	
SQURPHARMA	110,304	177	764	
BRACBANK	80,111	301	1129	
ISLAMIBANK	53,034	9	57	
WALTONHIL	41,365	14	71	
BXPHERMA	44,230	603	2978	
GP	34,770	63	333	
PUBALIBANK	38,256	41	102	
BATBC	30,680	32	169	
CITYBANK	37,031	62	429	
EBL	27,722	116	513	

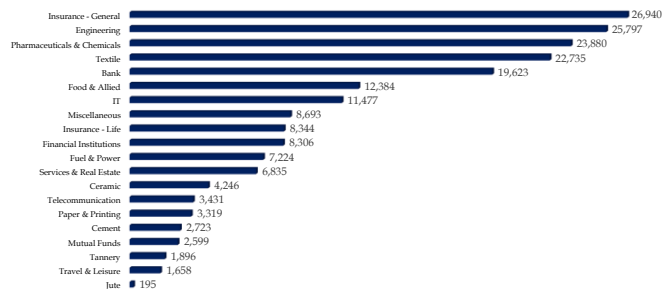
MARKET MOVEMENT				
-----------------	--	--	--	--



**Daily Sector Wise Turnover Bdt (MN)**



**Monthly Sector Wise Turnover Bdt (MN)**



Sector	Mkt Cap (BDT BN)	Sector Return	PE(x)	Daily Turnover (BDT MN)	Turnover Δ%	Turnover as % of Mkt. Cap
Jute	2,566.68	0.59%	19.91	5.78	81.13%	0.23%
Travel & Leisure	35,905.29	0.75%	62.70	68.58	-22.44%	0.19%
Tannery	24,262.71	0.55%	33.50	63.65	20.65%	0.26%
Mutual Funds	25,332.10	0.88%	0.00	111.35	40.69%	0.44%
Cement	96,850.02	0.36%	19.89	82.06	6.34%	0.08%
Paper & Printing	21,862.68	-0.51%	0.00	133.96	-16.09%	0.61%
Telecommunication	545,560.49	0.63%	11.65	183.91	-6.15%	0.03%
Ceramic	21,623.23	-0.72%	0.00	101.98	-31.30%	0.47%
Services & Real Estate	25,623.71	-0.29%	24.10	385.14	23.36%	1.50%
Fuel & Power	294,613.95	0.54%	10.14	251.56	8.40%	0.09%
Financial Institutions	107,930.08	2.75%	14.39	388.58	-21.11%	0.36%
Insurance - Life	53,540.12	0.35%	27.59	282.09	74.32%	0.53%
Miscellaneous	142,989.94	-1.80%	62.17	546.79	11.46%	0.38%
IT	32,630.17	1.77%	32.62	640.54	84.13%	1.96%
Food & Allied	227,779.50	-0.17%	0.00	350.33	-0.64%	0.15%
Bank	732,269.35	-0.04%	5.52	932.98	-5.88%	0.13%
Textile	130,034.11	0.77%	20.67	914.78	20.66%	0.70%
Pharmaceuticals & Chemicals	595,631.86	0.10%	21.53	1251.88	-2.32%	0.21%

Script	Turnover as % of Free Float	Return %	Close Price	P/E	RSI (14)	Williams (14)	SMA (20)	SMA (200)
NFML	14.68%	50.00%	22.20	11.09	77.43	-16.22	18.33	13.99
KDSALTD	14.56%	330.00%	54.00	27.70	66.86	-11.29	50.07	43.90
BDTHAI	11.54%	70.00%	20.70	27.19	74.70	-17.05	16.79	12.18
SINOBANGLA	9.28%	-90.0%	58.80	26.97	63.43	-36.84	55.90	49.26
BDCOM	9.03%	50.00%	33.00	14.46	63.69	-27.78	30.57	27.20
ITC	8.66%	260.00%	44.80	23.83	70.60	-21.57	41.92	40.07
1STPRIMFMF	8.32%		22.30	15.03	67.24	-13.64	19.93	19.75
APEXSPINN	8.29%	710.00%	365.80	83.71	54.69	-13.67	339.11	214.67
SAPORTL	7.31%	-160.00%	51.10	34.47	47.65	-75.86	52.22	44.63
BDTHAIFOOD	6.75%	-10.00%	26.30	11.86	52.42	-77.61	26.98	16.53

**MARKET NEWS:**

SYMBOL	SUBJECT	NEWS
NHFIL	Dividend Declaration	The Board of Directors has recommended 10% Cash Dividend for the year ended December 31, 2025. Date of AGM: 15.09.2026, Time: 12:00 PM, Venue/ Mode: Through Virtual Platform (Digitally). Record Date: 23.07.2026. (cont.)
BXPBARMA	Dividend Declaration	The Board of Directors has recommended 47.5% Cash Dividend for the year ended June 30, 2025. Date & Time of AGM: The Annual General Meeting (AGM) will be convened at the earliest practicable time, subject to obtaining the necessary permission and condonation of delay from the Hon'ble High Court Division of the Supreme Court of Bangladesh. Record Date: 02.08.2026. (cont.)
PLFSL	Board Meeting schedule under LR 19(1)	As per Regulation 19(1) of the Dhaka Stock Exchange (Listing) Regulations, 2015, the Company has informed that a meeting of the Board of Directors will be held on June 30, 2026 at 4:00 PM to consider, among others, audited financial statements of the Company for the year ended December 31, 2025.

**DISCLAIMER**

This report (The Daily Market Insight) has no regard to the specific investment objectives, financial situation or particular needs of any specific recipient. The report is published solely for informational purposes and is not to be construed as a solicitation or an offer to buy or sell any security. The report is based on information obtained from sources believed to be reliable but is neither guaranteed as being accurate, nor is it a complete statement or summary of the securities, markets or developments referred to in the report. The report should not be regarded by recipients as a substitute for the exercise of their own judgment. Any opinions expressed herein are subject to change without notice. Neither BRAC EPL Investments Limited nor any of its employees accept no liability whatsoever for any loss or damage of any kind arising out of the use all or any part of this report. The information provided in this document is not intended for distribution to, or use by, any person or entity in any jurisdiction or country where such distribution or use would be contrary to law or regulation or which would subject BRAC EPL Investments Limited or its affiliates to any registration requirement within such jurisdiction or country. No part of this report may be reproduced or distributed in any manner without the written permission of BRAC EPL Investments Limited. This disclaimer applies to the Report in their entirety, irrespective of whether the Report is used or viewed in whole or in part.

**BRAC EPL INVESTMENTS LIMITED**

MD. ABDULLAH ABU SYADE, HEAD OF STRATEGY & INVESTMENT	MUNTAHA FERDAUSI, SENIOR ANALYST, RESEARCH TANZILA ZAHAN, SENIOR ANALYST, RESEARCH
---	---