

MACROECONOMY

EXCHANGE RATE		
Currency	Buying	Selling
USD	122.75	122.75
EUR	140.27	140.30
GBP	162.61	162.68

MONEY MARKET		
Indicator	Current	Previous
Call Money	9.94	9.93
Repo (Policy)	10.00	9.50
Reverse Repo (Policy)	7.50	8.00

FOREX RESERVE	
Month	BN US\$
May, 2026	34.55
April, 2026	35.10
March, 2026	34.12

REMITTANCE		
Month	MN US\$	BN TK.
May, 2026	3,425.03	420.42
April, 2026	3,127.30	383.85
March, 2026	3,752.21	460.11

T-BILL & T-BOND RATES	
Particulars	Rates (%)
91 days T-Bill	9.70
182 days T-Bill	9.89
364 days T-Bill	9.93
3 Years T-Bond	10.52

COMMODITY MARKET			
Commodity	Unit	Close Price	Change (%)
Crude Oil (Brent)	USD/Bbl	77.52	-4.30%
Gold	USD/t.oz	4202.7	1.10%
Wheat	USD/bu	607.5	-1.06%
Natural gas	USD/MMBtu	3.279	-1.26%

BANK DEPOSIT		
Particulars	Feb, 2026	Feb, 2025
Demand Deposits	2,027,860	1,903,033
Time Deposits	17,921,281	16,023,826
Total Deposit	19,949,141	17,926,859
Total Advances	17,756,935	16,707,827

CAPITAL MARKET

MARKET SUMMARY

Market Movement	Today	Prev. Day	Change	% Change
DHAKA STOCK EXCHANGE (DSE)				
DSE BROAD INDEX (DSEX)	5605	5554	51	↑ 0.92%
DSE BLUECHIP SHARE INDEX (D530)	2127	2110	17	↑ 0.82%
Market Capitalization	6,902,496	6,869,079	33418	↑ 0.49%
Market Turnover (Tk. In MN)	8284	8761	(477)	↓ -5.45%
CHITTAGONG STOCK EXCHANGE (CSE)				
CSE50	1101	1100	0.92	↑ 0.08%
CASPI	15118	15082	36.03	↑ 0.24%
Trade Volume (MN)	17.10	16.16	0.94	↑ 5.79%
Market Turnover (MN)	984.76	744.26	240.51	↑ 32.31%

TOP 10 LOW P/E COMPANIES

Instrument	Sector	P/E
PADMAOIL	Fuel & Power	3.04
CITYBANK	Bank	3.17
SOUTHEASTB	Bank	3.19
MPETROLEUM	Fuel & Power	3.24
UTTARABANK	Bank	3.59
JAMUNAOIL	Fuel & Power	3.62
DUTCHBANGL	Bank	3.68
NCCBANK	Bank	3.71
PRIMEBANK	Bank	3.88
JAMUNABANK	Bank	4.09

INTRA DAY HIGHLIGHTS

Listed Securities	A	B	N	Z	Total
Issues Advanced ↑	154	60	0	65	279
Issues Declined ↓	25	11	0	19	55
Issues Unchanged ↔	21	4	0	36	61
Total Issues Traded	200	75	0	120	395

RECENT CORPORATE DECLARATIONS

Company	YR End	Div/Ofr Price	Record Date	AGM/RGT
JANATAINS	31-Dec-25	10% C	22-Jun-26	19-Jul-26
UNIONCAP	31-Dec-25	No Dividend	22-Jun-26	29-Jul-26
UNIONINS	31-Dec-25	10% C	25-Jun-26	25-Aug-26
NORTHNRINS	31-Dec-25	10% C and 5% S	28-Jun-26	29-Aug-26

TODAY'S TOP 10 MARKET MOVERS

Instrument	LTP	High	Low	YCP	Close	% Chg	Value (MN)
BXPHERMA	145.90	148.60	143.60	146.00	145.90	↓ 0.00	743.31
IPDC	29.40	29.40	26.60	27.30	29.40	↑ 0.08	331.13
BRACBANK	65.10	65.80	64.70	65.80	65.10	↓ -0.01	326.54
DOMINAGE	74.20	74.40	65.00	67.00	74.20	↑ 0.11	309.48
SAPORTL	52.70	53.90	52.40	53.10	52.70	↓ -0.01	276.85
SINOBANGLA	59.70	60.00	57.70	58.00	59.70	↑ 0.03	137.15
ROBI	32.50	32.80	31.70	32.10	32.50	↑ 0.01	135.69
SQRPHARMA	220.90	222.00	218.00	220.30	220.90	↑ 0.00	130.25
NCCBANK	15.90	16.10	15.60	15.60	15.90	↑ 0.02	118.96
BDTHAI	20.00	20.40	18.50	19.50	20.00	↑ 0.03	118.03

TODAY'S TOP 5 GAINERS & LAGGERS

Instrument	Close	High	Low	YCP	Change	% Change
BIFC	4.40	4.40	4.00	4.00	0.40	10.00%
SHYAMPUSUG	182.20	182.20	165.70	165.70	16.50	9.96%
BESTHLDNG	15.70	15.70	14.40	14.30	1.40	9.79%
BNICL	116.20	116.40	106.50	105.90	10.30	9.73%
IPDC	29.40	29.40	26.60	26.80	2.60	9.70%
BEXIMCO	34.90	34.90	34.90	38.70	-3.80	-9.82%
BEXGSUKUK	34.90	34.90	34.90	38.70	-3.80	-9.82%
SJIBLPBOND	69.50	70.00	69.00	74.50	-5.00	-6.71%
PHMPFI	4370.00	4370.00	4370.00	4600.00	-230.00	-5.00%
CNATEX	3.00	3.20	3.00	3.10	-0.10	-3.23%

WEEKLY TOP 5 GAINERS

Instrument	LTP	LWCP	Change	% Chg
NFML	22.40	17.30	5.10	29%
SHARPIND	19.00	17.00	2.00	12%
GHAIL	15.90	14.30	1.60	11%
BBS	15.60	14.10	1.50	11%
BXPHERMA	143.00	131.00	12.00	9%

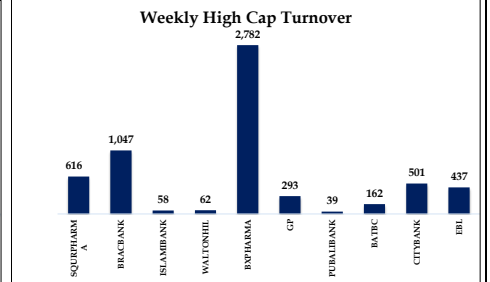
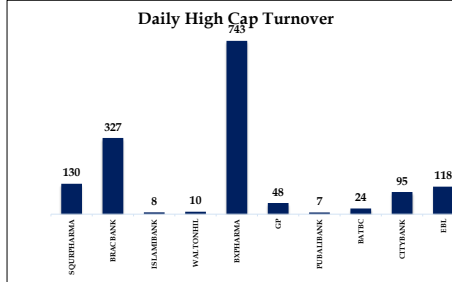
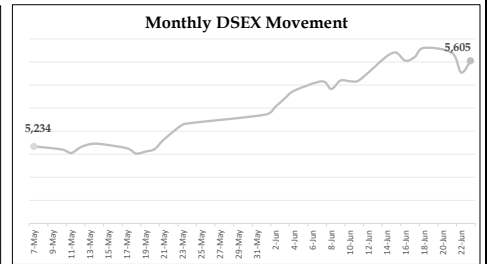
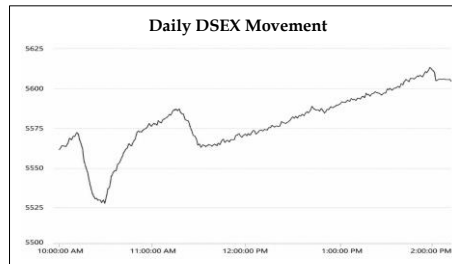
WEEKLY TOP 5 LAGGERS

Instrument	LTP	LWCP	Chg	% Chg
BEXIMCO	38.70	65.10	-26.40	-41%
REGENTEX	5.60	7.90	-2.30	-29%
SJIBLPBOND	4600.00	5630.00	-1030.00	-18%
SHYAMPUSUG	165.70	202.00	-36.30	-18%
MEGHNAPET	65.30	77.80	-12.50	-16%

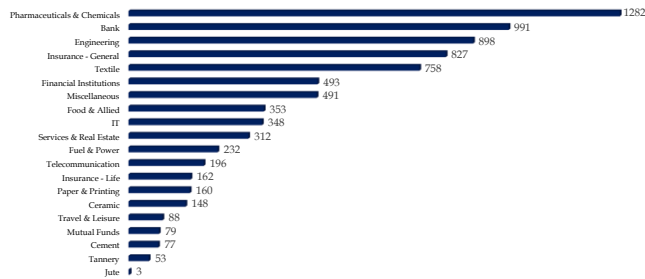
STATUS: HIGH CAP COMPANIES

Company	FF Mkt. Cap (MN)	Turnover (MN)	
		Daily	Weekly
SQRPHARMA	109,364	130	616
BRACBANK	80,234	327	1047
ISLAMIBANK	53,677	8	58
WALTONHIL	41,573	10	62
BXPHERMA	45,477	743	2782
GP	34,419	48	293
PUBALIBANK	39,223	7	39
BATBC	30,851	24	162
CITYBANK	37,031	95	501
EBL	27,835	118	437

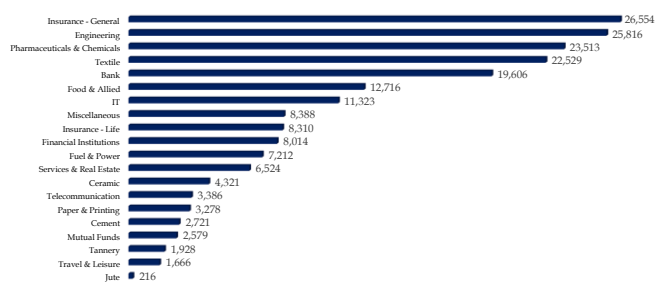
MARKET MOVEMENT



Daily Sector Wise Turnover Bdt (MN)



Monthly Sector Wise Turnover Bdt (MN)



Sector	Mkt Cap (BDT BN)	Sector Return	PE(x)	Daily Turnover (BDT MN)	Turnover Δ%	Turnover as % of Mkt. Cap
Jute	2,551.56	0.78%	19.75	3.19	-60.11%	0.13%
Travel & Leisure	35,639.41	4.61%	62.80	88.43	17.90%	0.25%
Tannery	24,130.24	1.17%	33.72	52.76	-13.51%	0.22%
Mutual Funds	25,111.06	0.08%	0.00	79.15	-34.59%	0.32%
Cement	96,504.73	0.89%	19.89	77.16	-32.31%	0.08%
Paper & Printing	21,974.41	1.59%	0.00	159.64	43.82%	0.73%
Telecommunication	542,124.52	0.61%	11.53	195.97	-39.33%	0.04%
Ceramic	21,780.24	0.11%	0.00	148.44	-5.45%	0.68%
Services & Real Estate	25,697.10	1.02%	24.86	312.21	-0.57%	1.21%
Fuel & Power	293,037.78	0.62%	10.01	232.08	-17.70%	0.08%
Financial Institutions	105,038.27	3.37%	14.39	492.55	88.00%	0.47%
Insurance - Life	53,354.29	0.70%	27.70	161.83	-34.22%	0.30%
Miscellaneous	145,612.96	-1.95%	61.88	490.55	-20.75%	0.34%
IT	32,063.19	0.51%	31.85	347.87	-22.70%	1.08%
Food & Allied	228,161.22	0.94%	0.00	352.59	-25.30%	0.15%
Bank	732,527.83	0.18%	5.52	991.24	16.48%	0.14%
Textile	129,041.35	1.57%	21.33	758.17	-21.02%	0.59%
Pharmaceuticals & Chemicals	595,051.61	0.57%	21.51	1281.65	-8.91%	0.22%

Script	Turnover as % of Free Float	Return %	Close Price	P/E	RSI (14)	Williams (14)	SMA (20)	SMA (200)
SINOBANGLA	10.93%	230.00%	59.70	26.97	67.72	-5.00	55.64	49.19
NFML	7.16%	-70.00%	21.70	11.09	75.81	-17.39	18.06	13.93
BDTHAI	6.52%	50.00%	20.00	27.19	72.50	-25.00	16.40	12.14
SIMTEX	6.34%	60.0%	27.20	22.10	65.65	-21.62	25.33	24.17
SAPORTL	5.94%	-10.00%	52.70	34.47	51.41	-66.67	51.88	44.50
DOMINAGE	5.82%	260.00%	74.20	9.29	46.81	-51.06	78.23	37.65
BDTHAIFOOD	5.66%	140.00%	26.40	11.86	52.83	-76.12	26.84	16.48
FUWANGCER	4.93%	-40.00%	14.90	12.05	58.12	-48.48	14.38	12.30
BDCOM	4.86%	90.00%	32.50	14.46	61.76	-37.04	30.35	27.15
APEXSPINN	4.68%	630.00%	358.70	83.71	53.13	-21.14	337.80	213.64

MARKET NEWS:

SYMBOL	SUBJECT	NEWS
PHOENIXFIN	Board Meeting schedule under LR 19(1)	As per Regulation 19(1) of the Dhaka Stock Exchange (Listing) Regulations, 2015, the Company has informed that a meeting of the Board of Directors will be held on June 29, 2026 at 3:00 PM to consider, among others, audited financial statements of the Company for the year ended December 31, 2025.
BESTHLDNG	Board Meeting schedule under LR 19(1)	As per Regulation 19(1) of the Dhaka Stock Exchange (Listing) Regulations, 2015, the Company has informed that a meeting of the Board of Directors will be held on June 29, 2026 at 4:00 PM to consider, among others, audited financial statements of the Company for the year ended June 30, 2025.

DISCLAIMER

This report (The Daily Market Insight) has no regard to the specific investment objectives, financial situation or particular needs of any specific recipient. The report is published solely for informational purposes and is not to be construed as a solicitation or an offer to buy or sell any security. The report is based on information obtained from sources believed to be reliable but is neither guaranteed as being accurate, nor is it a complete statement or summary of the securities, markets or developments referred to in the report. The report should not be regarded by recipients as a substitute for the exercise of their own judgment. Any opinions expressed herein are subject to change without notice. Neither BRAC EPL Investments Limited nor any of its employees accept no liability whatsoever for any loss or damage of any kind arising out of the use all or any part of this report. The information provided in this document is not intended for distribution to, or use by, any person or entity in any jurisdiction or country where such distribution or use would be contrary to law or regulation or which would subject BRAC EPL Investments Limited or its affiliates to any registration requirement within such jurisdiction or country. No part of this report may be reproduced or distributed in any manner without the written permission of BRAC EPL Investments Limited. This disclaimer applies to the Report in their entirety, irrespective of whether the Report is used or viewed in whole or in part.

BRAC EPL INVESTMENTS LIMITED

MD. ABDULLAH ABU SYADE, HEAD OF STRATEGY & INVESTMENT	MUNTAHA FERDAUSI, SENIOR ANALYST, RESEARCH TANZILA ZAHAN, SENIOR ANALYST, RESEARCH
---	---