

MACROECONOMY

EXCHANGE RATE

Currency	Buying	Selling
USD	122.75	122.75
EUR	140.77	140.79
GBP	162.42	162.46

MONEY MARKET

Indicator	Current	Previous
Call Money	9.94	9.93
Repo (Policy)	10.00	9.50
Reverse Repo (Policy)	7.50	8.00

FOREX RESERVE

Month	BN US\$
May, 2026	34.55
April, 2026	35.10
March, 2026	34.12

REMITTANCE

Month	MN US\$	BN TK.
May, 2026	3,425.03	420.42
April, 2026	3,127.30	383.85
March, 2026	3,752.21	460.11

T-BILL & T-BOND RATES

Particulars	Rates (%)
91 days T-Bill	9.70
182 days T-Bill	9.89
364 days T-Bill	9.93
3 Years T-Bond	10.52

COMMODITY MARKET

Commodity	Unit	Close Price	Change (%)
Crude Oil (Brent)	USD/Bbl	78.86	-2.64%
Gold	USD/t.oz	4223.05	1.59%
Wheat	USD/bu	606.1	-1.29%
Natural gas	USD/MMBtu	3.355	1.02%

BANK DEPOSIT

Particulars	Feb, 2026	Feb, 2025
Demand Deposits	2,027,860	1,903,033
Time Deposits	17,921,281	16,023,826
Total Deposit	19,949,141	17,926,859
Total Advances	17,756,935	16,707,827

CAPITAL MARKET

MARKET SUMMARY

Market Movement	Today	Prev. Day	Change	% Change
DHAKA STOCK EXCHANGE (DSE)				
DSE BROAD INDEX (DSEX)	5554	5640	(86)	↓ -1.52%
DSE BLUECHIP SHARE INDEX (D530)	2110	2146	(36)	↓ -1.65%
Market Capitalization	6,869,079	6,928,539	(59461)	↓ -0.86%
Market Turnover (Tk. In MN)	8761	10024	(1264)	↓ -12.61%
CHITTAGONG STOCK EXCHANGE (CSE)				
CSE50	1100	1109	(8.79)	↓ -0.79%
CASPI	15082	15250	(167.66)	↓ -1.10%
Trade Volume (MN)	16.16	6.53	9.63	↑ 147.36%
Market Turnover (MN)	744.26	304.01	440.25	↑ 144.81%

TOP 10 LOW P/E COMPANIES

Instrument	Sector	P/E
PADMAOIL	Fuel & Power	3.03
CITYBANK	Bank	3.14
SOUTHEASTB	Bank	3.19
MPETROLEUM	Fuel & Power	3.23
UTTARABANK	Bank	3.55
JAMUNAOIL	Fuel & Power	3.61
NCCBANK	Bank	3.64
DUTCHBANGL	Bank	3.68
PRIMEBANK	Bank	3.84
JAMUNABANK	Bank	4.09

INTRA DAY HIGHLIGHTS

Listed Securities	A	B	N	Z	Total
Issues Advanced ↑	16	4	0	16	36
Issues Declined ↓	171	69	0	79	319
Issues Unchanged ↔	8	2	0	24	34
Total Issues Traded	195	75	0	119	389

RECENT CORPORATE DECLARATIONS

Company	YR End	Div/Ofr Price	Record Date	AGM/RGT
JANATAINS	31-Dec-25	10% C	22-Jun-26	19-Jul-26
UNIONCAP	31-Dec-25	No Dividend	22-Jun-26	29-Jul-26
UNIONINS	31-Dec-25	10% C	25-Jun-26	25-Aug-26
NORTHNRINS	31-Dec-25	10% C and 5% S	28-Jun-26	29-Aug-26

TODAY'S TOP 10 MARKET MOVERS

Instrument	LTP	High	Low	YCP	Close	% Chg	Value (MN)
BXPHERMA	143.00	149.80	142.20	145.40	143.00	↓ -0.02	655.05
SAPORTL	52.80	54.70	51.70	54.70	52.80	↓ -0.03	275.88
NFML	22.40	22.80	20.60	20.60	22.40	↑ 0.09	243.35
BDTHAI	19.50	21.60	19.10	21.50	19.50	↓ -0.09	217.41
ROBI	32.10	33.00	31.90	33.00	32.10	↓ -0.03	217.10
BRACBANK	65.30	66.70	65.10	66.10	65.30	↓ -0.01	191.88
SQURPHARMA	220.30	224.50	219.90	222.60	220.30	↓ -0.01	171.49
DOMINAGE	71.60	79.40	71.60	79.10	71.60	↓ -0.09	170.81
NCCBANK	15.60	16.00	15.50	16.00	15.60	↓ -0.03	131.37
APEXSPINN	352.40	377.90	344.00	377.90	352.40	↓ -0.07	126.82

TODAY'S TOP 5 GAINERS & LAGGERS

Instrument	Close	High	Low	YCP	Change	% Change
FAREASTFIN	1.30	1.30	1.10	1.20	0.10	8.33%
FAREASTFIN	1.30	1.30	1.10	1.20	0.10	8.33%
SAFKOSPINN	20.30	20.60	18.80	19.10	1.20	6.28%
FIRSTFIN	4.30	4.30	4.10	4.10	0.20	4.88%
BNICL	105.90	107.00	101.10	101.20	4.70	4.64%
DOMINAGE	71.60	79.40	71.60	79.50	-7.90	-9.94%
BDTHAI	71.60	79.40	71.60	79.50	-7.90	-9.94%
IPDC	19.50	21.60	19.10	21.20	-1.70	-8.02%
QBALLPEN	26.80	29.00	26.40	29.00	-2.20	-7.59%
FINEFOODS	593.80	641.90	593.80	641.90	-48.10	-7.49%

WEEKLY TOP 5 GAINERS

Instrument	LTP	LWCP	Change	% Chg
NFML	22.40	17.30	5.10	29%
SHARPIND	19.00	17.00	2.00	12%
GHAIL	15.90	14.30	1.60	11%
BBS	15.60	14.10	1.50	11%
BXPHERMA	143.00	131.00	12.00	9%

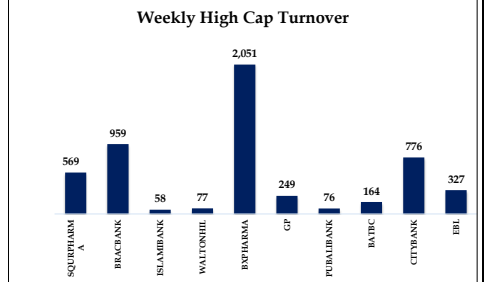
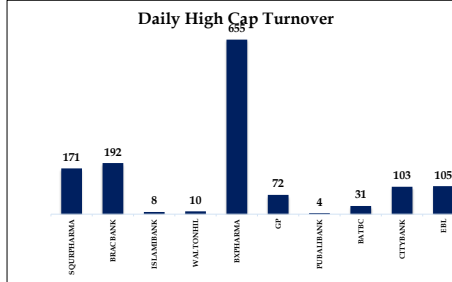
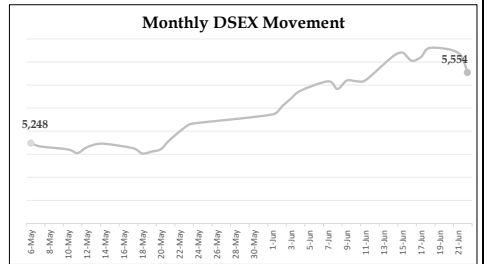
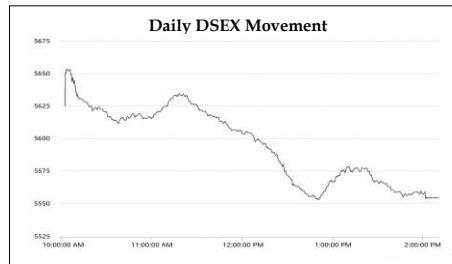
WEEKLY TOP 5 LAGGERS

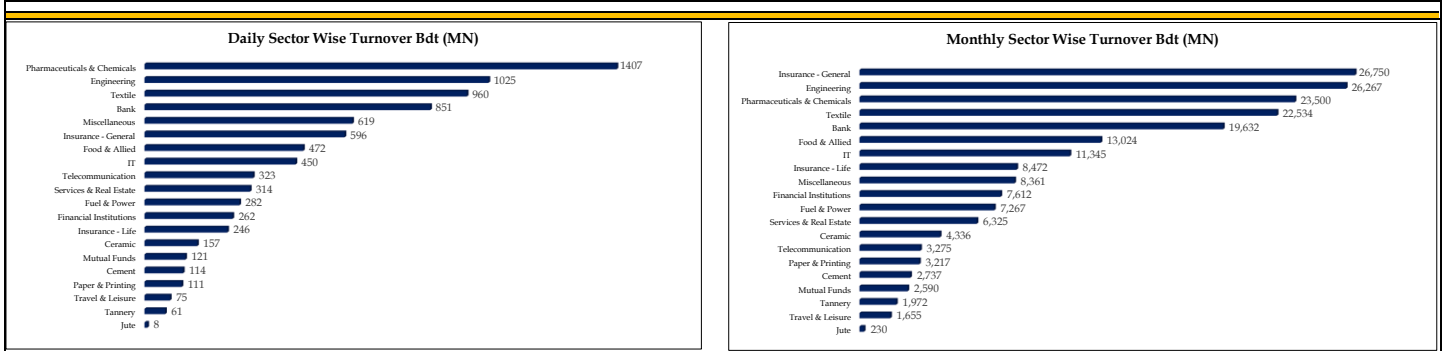
Instrument	LTP	LWCP	Chg	% Chg
BEXIMCO	38.70	65.10	-26.40	-41%
REGENTEX	5.60	7.90	-2.30	-29%
SJBLPOND	4600.00	5630.00	-1030.00	-18%
SHYAMPUG	165.70	202.00	-36.30	-18%
MEGHNAPET	65.30	77.80	-12.50	-16%

STATUS: HIGH CAP COMPANIES

Company	FF Mkt. Cap (MN)	Turnover (MN)	
		Daily	Weekly
SQURPHARMA	109,067	171	569
BRACBANK	80,480	192	959
ISLAMIBANK	54,159	8	58
WALTONHIL	41,475	10	77
BXPHERMA	44,573	655	2051
GP	34,311	72	249
PUBALIBANK	39,330	4	76
BATBC	30,637	31	164
CITYBANK	36,665	103	776
EBL	27,947	105	327

MARKET MOVEMENT





Sector	Mkt Cap (BDT BN)	Sector Return	PE(x)	Daily Turnover (BDT MN)	Turnover Δ%	Turnover as % of Mkt. Cap
Jute	2,531.81	-1.17%	19.63	8.14	7.61%	0.32%
Travel & Leisure	34,067.96	-1.79%	57.20	75.35	14.39%	0.22%
Tannery	23,851.75	-1.00%	33.25	61.10	-22.31%	0.26%
Mutual Funds	25,090.09	-2.55%	0.00	121.23	-22.54%	0.48%
Cement	95,657.38	-2.31%	19.89	114.35	-4.54%	0.12%
Paper & Printing	21,630.33	-0.20%	0.00	110.50	17.20%	0.51%
Telecommunication	538,818.18	-1.53%	11.49	322.95	-13.16%	0.06%
Ceramic	21,757.07	-1.66%	0.00	156.54	2.92%	0.72%
Services & Real Estate	25,437.42	-2.65%	24.91	313.70	-29.29%	1.23%
Fuel & Power	291,234.09	-1.11%	9.95	282.41	-22.53%	0.10%
Financial Institutions	101,614.84	-2.82%	13.74	261.75	-47.20%	0.26%
Miscellaneous	148,510.42	-3.47%	60.58	618.81	-3.61%	0.42%
Insurance - Life	52,985.48	-0.52%	27.62	246.31	6.51%	0.46%
IT	31,899.58	-2.92%	31.60	449.71	-14.82%	1.41%
Food & Allied	226,035.26	-1.23%	0.00	472.28	2.51%	0.21%
Bank	731,229.47	-1.23%	5.52	851.10	-6.71%	0.12%
Textile	127,051.14	-1.84%	21.33	960.16	-14.07%	0.76%
Pharmaceuticals & Chemicals	591,694.96	-1.12%	21.50	1407.25	9.58%	0.24%

Script	Turnover as % of Free Float	Return %	Close Price	P/E	RSI (14)	Williams (14)	SMA (20)	SMA (200)
NFML	16.72%	40.00%	22.40	11.09	82.65	-13.04	17.54	13.81
BDTHAI	12.32%	-170.00%	19.50	27.19	87.78	-11.36	15.66	12.07
SINOBANGLA	9.30%	70.00%	57.40	26.97	59.36	-40.00	54.99	49.06
APEXSPINN	8.78%	-1960.0%	352.40	83.71	56.53	-7.15	339.18	211.70
SIMTEX	8.50%	-120.00%	26.60	22.10	76.95	-5.41	25.05	24.08
ISTPRIMFMF	6.12%		21.70	15.03	74.56	-6.82	19.41	19.73
SAPORTL	5.91%	-160.00%	52.80	34.47	55.44	-51.03	51.05	44.22
BDTHAIFOOD	5.52%	-160.00%	25.00	11.86	53.99	-72.06	26.48	16.37
BBS	4.90%	60.00%	15.60	10.39	60.41	-53.57	14.11	10.69
ETL	4.85%	0.00%	13.00	12.77	67.56	-28.00	11.92	10.12

MARKET NEWS:

SYMBOL	SUBJECT	NEWS
ISLAMIBANK	BB cancels appointment of 5 Independent Directors & Appoints new ED	The company has informed that Bangladesh Bank cancelled the appointment of Independent Directors of the Board of Directors of the company vide its Letter No. BRPD-2(BMMA) 651/9(6)DA/2026-2320 dated 14.06.2026. Subsequently, Bangladesh Bank vide its Letter No. BRPD-2(BMMA)651/9(6)DA/2026-2321 dated 24.05.2026 appointed Mr. Mohammad Zahir Hussain, Executive Director, Bangladesh Bank to exercise all the powers and duties of the Board of Directors of the company.
PRAGATILIF	Dividend Declaration	The Board of Directors has recommended 15% Cash and 10% Stock dividend for all shareholders for the year ended on 31-Dec-2025. Date of AGM: 13-Aug-2026, Time: 12:30 PM, Venue: Digital platform (Zoom cloud meeting). Record Date: 14-Jul-2026. Reasons for stock dividend recommendation: 1. BMRE (Building Construction); 2. Increase Paid up Capital; 3 Investment.
BXPHERMA	Board Meeting schedule under LR 19(1)	The Company has informed that pursuant to the consent obtained from Bangladesh Securities and Exchange Commission vide their letter No. SEC/SRMIC/94-34/Part-X/124 dated June 21, 2026, a meeting of the Board of Directors will be held on June 23, 2026 at 3:30 PM to consider, among others, audited financial statements of the Company for the year ended June 30, 2025.
BXPHERMA	Board Meeting schedule under LR 16(1)	The Company has informed that pursuant to the consent obtained from Bangladesh Securities and Exchange Commission vide their letter No. SEC/SRMIC/94-34/Part-X/124 dated June 21, 2026, a meeting of the Board of Directors will be held on June 23, 2026 at 3:30 pm to consider, among others, Un-Audited Financial Statements for the Third Quarter (Q3) period ended March 31, 2025, First Quarter (Q1) period ended September 30, 2025, Second Quarter (Q2) period ended December 31, 2025 and Third Quarter (Q3) period ended March 31, 2026.

DISCLAIMER

This report (The Daily Market Insight) has no regard to the specific investment objectives, financial situation or particular needs of any specific recipient. The report is published solely for informational purposes and is not to be construed as a solicitation or an offer to buy or sell any security. The report is based on information obtained from sources believed to be reliable but is neither guaranteed as being accurate, nor is it a complete statement or summary of the securities, markets or developments referred to in the report. The report should not be regarded by recipients as a substitute for the exercise of their own judgment. Any opinions expressed herein are subject to change without notice. Neither BRAC EPL Investments Limited nor any of its employees accept no liability whatsoever for any loss or damage of any kind arising out of the use all or any part of this report. The information provided in this document is not intended for distribution to, or use by, any person or entity in any jurisdiction or country where such distribution or use would be contrary to law or regulation or which would subject BRAC EPL Investments Limited or its affiliates to any registration requirement within such jurisdiction or country. No part of this report may be reproduced or distributed in any manner without the written permission of BRAC EPL Investments Limited. This disclaimer applies to the Report in their entirety, irrespective of whether the Report is used or viewed in whole or in part.

BRAC EPL INVESTMENTS LIMITED

MD. ABDULLAH ABU SYADE, HEAD OF STRATEGY & INVESTMENT	MUNTAHA FERDAUSI, SENIOR ANALYST, RESEARCH TANZILA ZAHAN, SENIOR ANALYST, RESEARCH
---	---