

MACROECONOMY

EXCHANGE RATE		
Currency	Buying	Selling
USD	122.75	122.75
EUR	139.41	139.44
GBP	161.60	161.66

MONEY MARKET			
Indicator	Current	Previous	
Call Money	9.94	9.93	
Repo (Policy)	10.00	9.50	
Reverse Repo (Policy)	7.50	8.00	

FOREX RESERVE		
Month	BN US\$	
May, 2026	34.55	
April, 2026	35.10	
March, 2026	34.12	

REMITTANCE			
Month	MN US\$	BN TK.	
May, 2026	3,425.03	420.42	
April, 2026	3,127.30	383.85	
March, 2026	3,752.21	460.11	

T-BILL & T-BOND RATES	
Particulars	Rates (%)
91 days T-Bill	9.70
182 days T-Bill	9.89
364 days T-Bill	9.93
3 Years T-Bond	10.52

COMMODITY MARKET				
Commodity	Unit	Close Price	Change (%)	
Crude Oil (Brent)	USD/Bbl	73.87	-8.80%	
Gold	USD/t.oz	4008.8	-3.57%	
Wheat	USD/bu	596.6	-2.83%	
Natural gas	USD/MMBtu	3.26	-1.84%	

BANK DEPOSIT		
Particulars	Feb, 2026	Feb, 2025
Demand Deposits	2,027,860	1,903,033
Time Deposits	17,921,281	16,023,826
Total Deposit	19,949,141	17,926,859
Total Advances	17,756,935	16,707,827

CAPITAL MARKET

MARKET SUMMARY				
Market Movement	Today	Prev. Day	Change	% Change
DHAKA STOCK EXCHANGE (DSE)				
DSE BROAD INDEX (DSEX)	5653	5617	36	↑ 0.64%
DSE BLUECHIP SHARE INDEX (DS30)	2131	2127	4	↑ 0.17%
Market Capitalization	6,925,268	6,908,679	16589	↑ 0.24%
Market Turnover (Tk. In MN)	11107	9402	1705	↑ 18.14%
CHITTAGONG STOCK EXCHANGE (CSE)				
CSE50	1096	1099	(2.26)	↓ -0.21%
CASPI	15149	15120	29.40	↑ 0.19%
Trade Volume (MN)	18.10	18.13	(0.04)	↓ -0.21%
Market Turnover (MN)	988.15	588.06	400.08	↑ 68.03%

TOP 10 LOW P/E COMPANIES		
Instrument	Sector	P/E
PADMAOIL	Fuel & Power	3.07
CITYBANK	Bank	3.17
MPETROLEUM	Fuel & Power	3.25
SOUTHEASTB	Bank	3.26
UTTARABANK	Bank	3.60
JAMUNAOIL	Fuel & Power	3.62
NCCBANK	Bank	3.73
DUTCHBANGL	Bank	3.79
PRIMEBANK	Bank	3.84
JAMUNABANK	Bank	4.09


INTRA DAY HIGHLIGHTS					
Listed Securities	A	B	N	Z	Total
Issues Advanced ↑	99	34	0	49	182
Issues Declined ↓	72	35	0	43	150
Issues Unchanged ↔	31	6	0	28	65
Total Issues Traded	202	75	0	120	397

RECENT CORPORATE DECLARATIONS				
Company	YR End	Div/Ofr Price	Record Date	AGM/RGT
NORTHRINNS	31-Dec-25	10% C and 5% S	28-Jun-26	29-Aug-26
BERGERPBL	31-Dec-25	525% C	7-Jul-26	29-Aug-26
DGIC	31-Dec-25	2% C	7-Jul-26	09-Sep-26
PRAGATILIF	31-Dec-25	15% C and 10% S	14-Jul-26	13-Sep-26

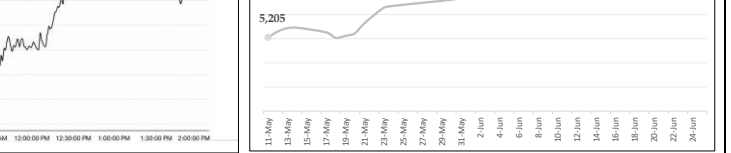
TODAY'S TOP 10 MARKET MOVERS							
Instrument	LTP	High	Low	YCP	Close	% Chg	Value (MN)
BXPHERMA	139.50	142.00	139.00	142.00	139.50	↓ -0.02	460.12
IPDC	30.90	31.80	30.20	30.30	30.90	↑ 0.02	355.48
NFML	24.00	24.10	22.20	22.30	24.00	↑ 0.08	323.51
ASIATICLAB	124.80	127.80	123.60	123.60	124.80	↑ 0.01	312.75
BRACBANK	65.30	65.40	64.80	65.20	65.30	↑ 0.01	300.78
SAPORTL	52.80	53.10	51.20	51.20	52.80	↑ 0.03	286.26
MALEKSPIN	32.40	32.80	30.50	30.50	32.40	↑ 0.06	256.89
BOTHAI	22.00	22.20	21.10	21.10	22.00	↑ 0.04	224.04
NCCBANK	16.00	16.20	15.80	16.00	16.00	↑ 0.00	197.36
PRAGATIINS	83.20	83.20	73.00	73.00	83.20	↑ 0.14	178.08

TODAY'S TOP 5 GAINERS & LAGGERS						
Instrument	Close	High	Low	YCP	Change	% Change
CENTRALPHL	9.90	9.90	9.00	9.00	0.90	10.00%
PRAGATIINS	83.20	83.20	73.00	75.70	7.50	9.91%
SHYAMPUG	207.40	208.00	189.10	189.10	18.30	9.68%
SONARGAON	96.00	96.30	88.20	87.60	8.40	9.59%
SAIFPOWER	10.60	10.60	9.90	9.70	0.90	9.28%
BEXIMCO	28.40	28.40	28.40	31.50	-3.10	-9.84%
ILFSL	28.40	28.40	28.40	31.50	-3.10	-9.84%
FASFIN	1.10	1.20	1.10	1.20	-0.10	-8.33%
ALARABANK	1.20	1.30	1.20	1.30	-0.10	-7.69%
IBBLPBOND	14.30	15.10	14.00	15.20	-0.90	-5.92%

WEEKLY TOP 5 GAINERS				
Instrument	LTP	LWCP	Change	% Chg
SHYAMPUG	207.40	167.90	39.50	24%
SONARGAON	96.00	80.00	16.00	20%
BNICL	121.50	106.00	15.50	15%
NFML	24.00	21.20	2.80	13%
PRAGATIINS	83.20	74.00	9.20	12%

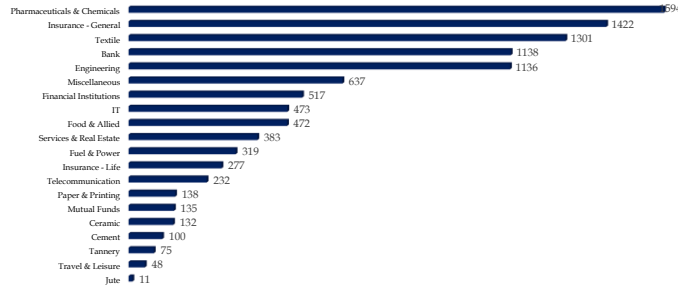


WEEKLY TOP 5 LAGGERS				
Instrument	LTP	LWCP	Chg	% Chg
BEXIMCO	28.40	47.60	-19.20	-40%
ILFSL	1.10	1.30	-0.20	-15%
SJBLPBOND	4300.00	5030.00	-730.00	-15%
USMANIAGL	39.00	43.90	-4.90	-11%
APOLOSPAT	3.30	3.70	-0.40	-11%

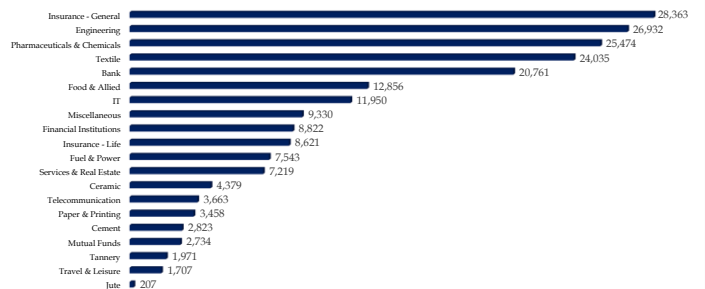


STATUS: HIGH CAP COMPANIES			
Company	FF Mkt. Cap (MN)	Turnover (MN)	
		Daily	Weekly
SQRPHARMA	110,948	172	812
BRACBANK	80,480	301	1248
ISLAMIBANK	52,873	8	53
WALTONHIL	41,935	6	69
BXPHERMA	43,482	460	2828
GP	34,716	78	336
PUBALIBANK	38,578	12	103
BATBC	30,894	30	165
CITYBANK	37,031	90	413
EBL	27,835	126	560

Daily Sector Wise Turnover Bdt (MN)



Monthly Sector Wise Turnover Bdt (MN)



Sector	Mkt Cap (BDT BN)	Sector Return	PE(x)	Daily Turnover (BDT MN)	Turnover Δ%	Turnover as % of Mkt. Cap
Jute	2,613.38	1.82%	20.36	11.24	94.53%	0.43%
Travel & Leisure	35,842.56	-0.17%	62.80	48.42	-29.39%	0.14%
Tannery	24,643.68	1.57%	34.15	74.96	17.78%	0.30%
Mutual Funds	25,495.79	0.65%	0.00	135.07	21.30%	0.53%
Cement	97,459.49	0.63%	19.89	99.87	21.71%	0.10%
Paper & Printing	22,165.90	1.39%	0.00	138.49	3.38%	0.62%
Telecommunication	544,103.71	-0.27%	11.63	232.38	26.35%	0.04%
Ceramic	21,818.63	0.90%	0.00	132.47	29.89%	0.61%
Services & Real Estate	26,408.66	3.06%	24.91	383.26	-0.49%	1.45%
Fuel & Power	296,517.75	0.65%	10.16	318.66	26.67%	0.11%
Insurance - Life	54,426.14	1.65%	28.14	276.59	-1.95%	0.51%
Financial Institutions	107,682.97	-0.23%	14.30	516.61	32.95%	0.48%
Miscellaneous	140,944.94	-1.43%	61.59	636.69	16.44%	0.45%
IT	32,765.86	0.42%	32.71	472.55	-26.23%	1.44%
Food & Allied	229,469.91	0.74%	0.00	471.77	34.67%	0.21%
Bank	732,260.23	0.00%	5.55	1137.83	21.96%	0.16%
Textile	133,002.31	2.28%	21.33	600.83	42.20%	0.98%
Pharmaceuticals & Chemicals	597,299.71	0.28%	21.63	1594.40	27.36%	0.27%

Script	Turnover as % of Free Float	Return %	Close Price	P/E	RSI (14)	Williams (14)	SMA (20)	SMA (200)
NFML	20.74%	180.00%	24.00	11.09	82.07	-1.23	18.70	14.06
BDTHAI	11.25%	130.00%	22.00	27.19	78.19	-2.30	17.23	12.23
SONARGAON	8.54%	840.00%	96.00	18.19	77.30	-1.19	74.84	37.27
MALEKSPIN	7.78%	190.0%	32.40	48.32	71.68	-10.53	29.82	29.02
VFSTDL	7.25%	100.00%	17.10	20.35	63.40	-35.14	15.92	11.38
ISTPRMFME	7.01%		22.30	15.03	67.24	-13.64	20.11	19.76
SIMTEX	6.35%	-10.00%	26.80	22.10	61.42	-32.43	25.58	24.26
SAPORTL	6.13%	170.00%	52.80	34.47	51.69	-66.09	52.55	44.77
KDSALTD	5.95%	0.00%	54.00	27.70	66.86	-17.91	50.24	43.96
SINOBANGLA	5.71%	40.00%	59.20	26.97	64.51	-31.58	56.15	49.33

MARKET NEWS:

SYMBOL	SUBJECT	NEWS
NHFIL	Dividend Declaration	The Board of Directors has recommended 10% Cash Dividend for the year ended December 31, 2025. Date of AGM: 15.09.2026, Time: 12:00 PM, Venue/ Mode: Through Virtual Platform (Digitally). Record Date: 23.07.2026. (cont.)
ISLAMIINS	Dividend Declaration	The Board of Directors has recommended 16% Cash Dividend for the year ended December 31, 2025. Date of AGM: 27.08.2026, Time: 11:00 AM, Venue/ Mode: Digital Platform. Record Date: 20.07.2026. The Company has also reported EPS of Tk. 3.04, NAV per share of Tk. 23.62 and NOCFPS of Tk. 0.40 for the year ended December 31, 2025 as against Tk. 3.41, Tk. 22.56 and Tk. 1.60 respectively for the year ended December 31, 2024.

DISCLAIMER

This report (The Daily Market Insight) has no regard to the specific investment objectives, financial situation or particular needs of any specific recipient. The report is published solely for informational purposes and is not to be construed as a solicitation or an offer to buy or sell any security. The report is based on information obtained from sources believed to be reliable but is neither guaranteed as being accurate, nor is it a complete statement or summary of the securities, markets or developments referred to in the report. The report should not be regarded by recipients as a substitute for the exercise of their own judgment. Any opinions expressed herein are subject to change without notice. Neither BRAC EPL Investments Limited nor any of its employees accept no liability whatsoever for any loss or damage of any kind arising out of the use all or any part of this report. The information provided in this document is not intended for distribution to, or use by, any person or entity in any jurisdiction or country where such distribution or use would be contrary to law or regulation or which would subject BRAC EPL Investments Limited or its affiliates to any registration requirement within such jurisdiction or country. No part of this report may be reproduced or distributed in any manner without the written permission of BRAC EPL Investments Limited. This disclaimer applies to the Report in their entirety, irrespective of whether the Report is used or viewed in whole or in part.

BRAC EPL INVESTMENTS LIMITED

MD. ABDULLAH ABU SYADE, HEAD OF STRATEGY & INVESTMENT	MUNTAHA FERDAUSI, SENIOR ANALYST, RESEARCH TANZILA ZAHAN, SENIOR ANALYST, RESEARCH
---	---