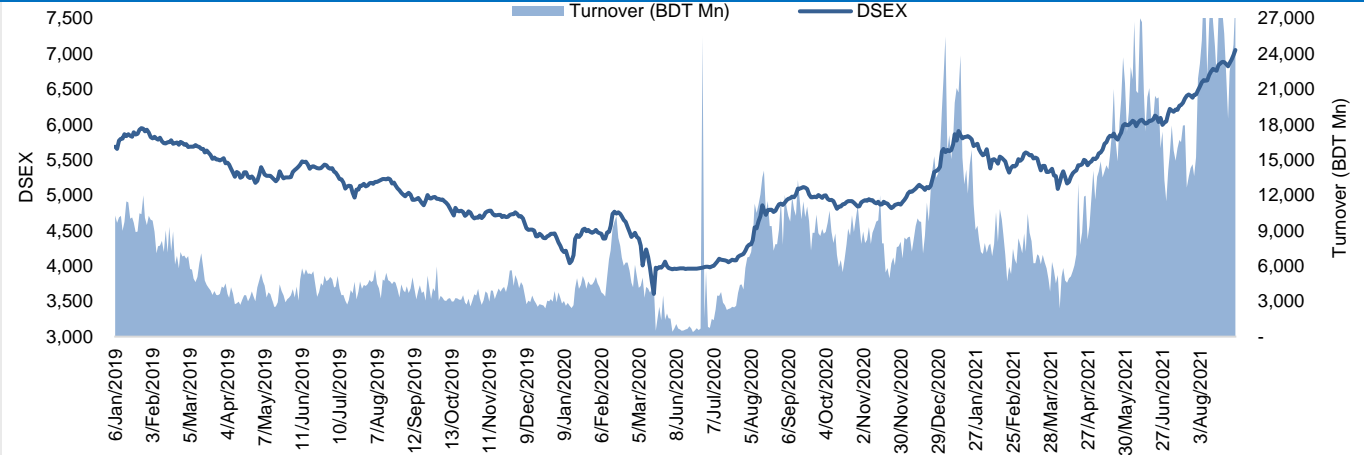


The market closed in green today. The benchmark index DSEX (+1.03%) gained 71.76 points and closed at 7,052.82. The bluechip index DS30 (+1.49%), the Shariah-based index DSES (+1.32%), and the large-cap index CDSET (+1.43%) closed at 2,533.98, 1,528.65, and 1,376.48 points, respectively. All the large-cap sectors posted positive performance today. Fuel & Power booked the highest gain of 1.93% followed by Food & Allied (+1.73%), Telecommunication (+1.22%), NBF1 (+1.00%), Pharmaceutical (+0.89%), Engineering (+0.52%), and Bank (+0.31%), respectively. Block trades contributed 1.8% of the overall market turnover. Bangladesh Export Import Company Ltd. (+3.6%) was the most traded share with a turnover of BDT 1,834 million.



Index	Closing	Opening	Point Δ	%Δ	YTD %Δ
DSEX	7,052.82	6,981.06	+71.76	+1.03%	+30.6%
DS30	2,533.98	2,496.84	+37.13	+1.49%	+29.0%
DSES	1,528.65	1,508.67	+19.99	+1.32%	+23.1%
CDSET	1,376.48	1,357.13	+19.35	+1.43%	+22.6%

	Advanced	Declined	Unchanged	Total
All Category	208	130	37	375
A Category (Equity)	156	90	28	274
B Category (Equity)	34	19	6	59
N Category (Equity)	4	8	0	12
Z Category (Equity)	14	13	3	30
Mutual Funds	5	18	13	36
Corporate Bonds	1	1	0	2

		Today	Last Day	Daily %Δ
Mcap	Mn BDT	5,692,844	5,637,156	
	Mn USD	66,817	66,164	+1.0%
Turnover	Mn BDT	28,684	24,743	+15.9%
	Mn USD	337	290	
Volume	Mn Shares	718	636	+12.9%
No. of Trade		381,438	340,045	+12.2%

Nazmus Saadat, CFA Research Analyst (880) 1708805229 nazmus.saadat@bracepl.com	Anika Mafiz Research Analyst (880) 1708805206 anika.mafiz@bracepl.com
------------------------------------------------------------------------------------------------	---------------------------------------------------------------------------------------

Figure: Sectorial Turnover (BDT Mn)

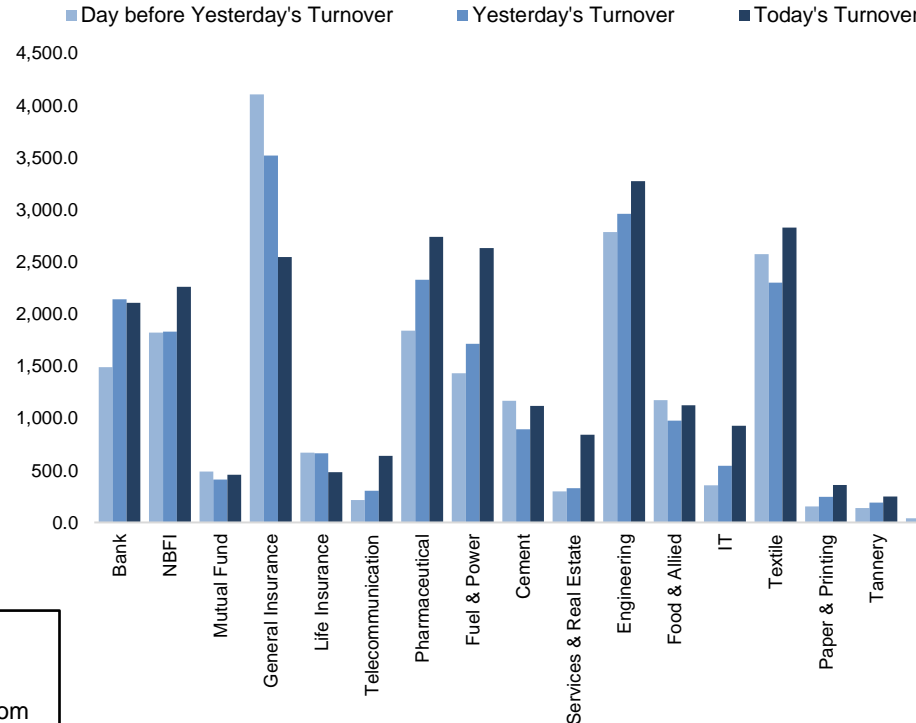
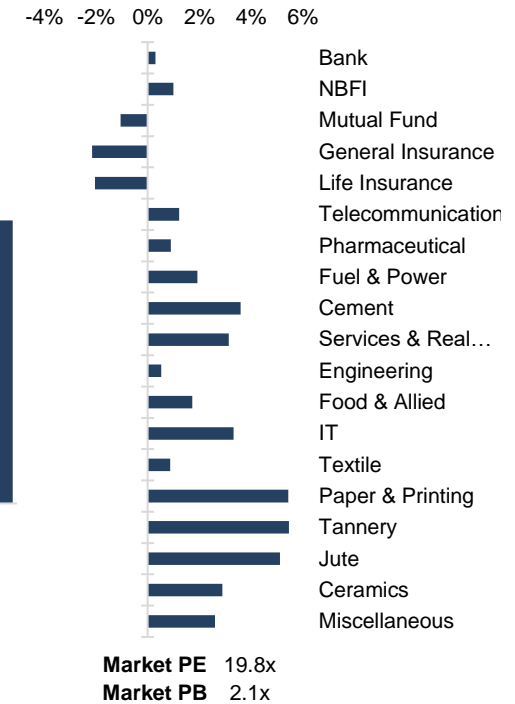


Figure: Sectorial Mcap Change



Sector Index	Closing	Opening	Points Δ	%Δ	No. of Companies	Mcap (BDT Mn)	% of Total Mcap	Turnover (BDT Mn)	% of Total Turnover	PE	PB	Top Twenty Market Cap	Mcap (BDT Mn)	% of Total Mcap	Turnover (BDT Mn)	PE	PB
Bank	1,676	1,671	+5.15	+0.31%	32	732,987	14.3%	2,106.7	7.5%	8.7x	0.9x	GP	495,830	9.7%	102.6	13.5x	9.9x
NBFI	2,570	2,544	+25.45	+1.00%	23	253,850	4.9%	2,258.9	8.0%	22.0x	4.0x	WALTONHIL	425,190	8.3%	0.0	25.9x	4.5x
Mutual Fund	1,056	1,067	-11.12	-1.04%	37	48,182	0.9%	456.7	1.6%	NM	0.9x	BATBC	321,246	6.3%	292.7	23.8x	8.6x
General Insurance	5,758	5,884	-126.63	-2.15%	38	149,557	2.9%	2,545.1	9.0%	25.5x	2.7x	ROBI	221,565	4.3%	142.4	NM	3.4x
Life Insurance	2,782	2,840	-58.03	-2.04%	13	77,101	1.5%	482.6	1.7%	NM	NM	SQURPHARMA	205,302	4.0%	202.8	14.2x	2.4x
Telecommunication	6,356	6,279	+76.54	+1.22%	3	750,986	14.6%	637.3	2.3%	18.8x	6.1x	UPGDCL	175,706	3.4%	164.9	18.2x	5.8x
Pharmaceutical	4,026	3,991	+35.64	+0.89%	31	729,687	14.2%	2,738.2	9.7%	23.9x	2.9x	RENATA	140,082	2.7%	19.8	30.5x	5.8x
Fuel & Power	2,001	1,964	+37.81	+1.93%	23	551,251	10.7%	2,631.6	9.3%	14.6x	1.7x	ICB	107,738	2.1%	79.7	52.3x	2.4x
Cement	2,772	2,676	+96.25	+3.60%	7	155,296	3.0%	1,116.6	4.0%	22.6x	3.3x	BEXIMCO	104,983	2.0%	1,834.4	28.9x	1.6x
Services & Real Estate	1,258	1,220	+38.25	+3.13%	8	47,632	0.9%	842.0	3.0%	NM	1.0x	LHBL	95,581	1.9%	662.0	26.1x	5.2x
Engineering	5,478	5,449	+28.55	+0.52%	42	668,558	13.0%	3,274.4	11.6%	24.6x	2.6x	BXPBARMA	91,944	1.8%	605.7	20.1x	2.6x
Food & Allied	24,291	23,878	+413.28	+1.73%	20	428,533	8.3%	1,124.6	4.0%	31.9x	9.2x	BERGERPBL	84,306	1.6%	34.0	25.3x	7.3x
IT	3,547	3,433	+114.12	+3.32%	11	41,195	0.8%	927.6	3.3%	38.1x	2.9x	MARICO	74,318	1.4%	33.9	23.3x	27.4x
Textile	1,661	1,647	+14.39	+0.87%	58	178,657	3.5%	2,829.3	10.0%	NM	1.2x	BRACBANK	66,824	1.3%	61.3	11.5x	1.3x
Paper & Printing	7,433	7,049	+383.57	+5.44%	6	21,547	0.4%	359.8	1.3%	57.6x	1.5x	DUTCHBANGL	51,296	1.0%	62.0	9.4x	1.5x
Tannery	2,622	2,487	+135.90	+5.47%	6	28,437	0.6%	247.9	0.9%	NM	2.9x	SUMITPOWER	50,404	1.0%	106.1	9.0x	1.4x
Jute	10,578	10,062	+515.54	+5.12%	3	2,548	0.0%	99.8	0.4%	NM	18.5x	ISLAMIBANK	47,817	0.9%	21.6	9.9x	0.8x
Ceramics	788	766	+22.17	+2.89%	5	37,614	0.7%	773.1	2.7%	42.8x	2.5x	BEACONPHAR	47,494	0.9%	39.4	47.0x	9.1x
Miscellaneous	4,523	4,408	+114.68	+2.60%	14	229,731	4.5%	2,713.4	9.6%	30.3x	2.2x	TITASGAS	45,306	0.9%	88.5	12.5x	0.6x
												POWERGRID	42,764	0.8%	421.4	19.8x	0.8x

Top Ten Gainers	Close Price (BDT)	Δ%	Turnover (BDT Mn)	PE	PB
MONOSPOOL	206.8	+10.0%	25.1	NM	5.0x
ADNTEL	71.5	+10.0%	328.7	23.3x	2.8x
SAMATALETH	111.5	+10.0%	72.0	NM	7.8x
PAPERPROC	219.8	+10.0%	38.4	NM	8.0x
TAMIJTEX	138.1	+10.0%	6.3	NM	1.7x
DOREENPWR	85.1	+9.9%	449.5	11.3x	1.8x
UNIONCAP	15.5	+9.9%	91.8	NM	3.8x
DOMINAGE	36.9	+9.8%	234.9	20.6x	2.2x
BSCCL	203.7	+9.6%	392.4	21.7x	4.5x
APEXSPINN	155.0	+9.6%	55.6	77.9x	2.8x

Top Ten Losers	Close Price (BDT)	Δ%	Turnover (BDT Mn)	PE	PB
SEMLFBSLGF	11.0	-9.8%	5.0	NM	1.1x
SEMLLECMF	11.3	-9.6%	1.9	NM	1.3x
SEMLIBLSF	10.7	-7.0%	6.6	NM	1.2x
FAREASTLIF	64.8	-5.5%	41.8	NM	NM
PURABIGEN	47.8	-5.2%	247.4	37.5x	3.7x
EXIM1STMF	8.0	-4.8%	34.5	NM	0.9x
BEACHHATCH	27.5	-4.5%	29.5	NM	2.8x
JANATAINS	57.0	-4.4%	117.3	46.3x	4.1x
SONALILIFE	68.6	-4.3%	80.1	NM	NM
PADMALIFE	46.5	-4.3%	47.3	NM	NM

Top Twenty Free Float Mcap	Free Float Mcap (BDT Mn)	% of Total Free Float Mcap	PE	PB
SQURPHARMA	134,329	7.1%	14.2x	2.4x
BATBC	84,970	4.5%	23.8x	8.6x
BEXIMCO	72,911	3.8%	28.9x	1.6x
RENATA	68,388	3.6%	30.5x	5.8x
BXPBARMA	64,195	3.4%	20.1x	2.6x
GP	49,583	2.6%	13.5x	9.9x
BRACBANK	35,925	1.9%	11.5x	1.3x
LHBL	33,759	1.8%	26.1x	5.2x
BEACONPHAR	33,244	1.8%	47.0x	9.1x
EBL	24,775	1.3%	6.8x	1.2x
ISLAMIBANK	23,278	1.2%	9.9x	0.8x
ROBI	22,046	1.2%	NM	3.4x
OLYMPIC	21,976	1.2%	17.5x	4.1x
CITYBANK	20,415	1.1%	5.5x	1.0x
NBL	18,887	1.0%	8.8x	0.5x
SUMITPOWER	18,544	1.0%	9.0x	1.4x
IFIC	18,257	1.0%	15.8x	1.0x
UPGDCL	17,571	0.9%	18.2x	5.8x
PUBALIBANK	17,542	0.9%	6.7x	0.6x
ALARABANK	16,342	0.9%	12.2x	1.2x

Most Traded Share	Close Price (BDT)	Δ%	Turnover (BDT Mn)	PE	PB
BEXIMCO	119.8	+3.6%	1,834.4	28.9x	1.6x
LHBL	82.3	+4.6%	662.0	26.1x	5.2x
BXPBARMA	206.1	-0.0%	605.7	20.1x	2.6x
LANKABAFIN	41.4	+3.0%	528.7	17.4x	2.3x
DOREENPWR	85.1	+9.9%	449.5	11.3x	1.8x
SPCL	117.0	+3.9%	422.9	20.4x	3.2x
POWERGRID	60.0	+1.4%	421.4	19.8x	0.8x
IFIC	17.0	+0.6%	405.4	15.8x	1.0x
BSCCL	203.7	+9.6%	392.4	21.7x	4.5x
GPHISPAT	57.2	+2.5%	376.4	21.1x	3.1x

Block Trade	Maximum Price (BDT)	Minimum Price (BDT)	Turnover (BDT Mn)	Quantity ('000)	No. of Trade
ACFL	40.9	40.9	0.6	15	1
ACI	305.0	305.0	0.6	2	1
ACMELAB	94.6	94.6	0.6	7	1
ADNTEL	71.5	67.4	6.5	94	4
ADVENT	28.0	28.0	0.8	30	1
APEXFOODS	174.9	174.9	0.7	4	1
ASIAINS	108.0	102.0	75.9	725	11
BDFINANCE	59.0	58.0	5.9	100	2
BEXIMCO	114.0	114.0	5.7	50	2
BNICL	162.0	161.0	15.2	94	4

Block Trade	Maximum Price (BDT)	Minimum Price (BDT)	Turnover (BDT Mn)	Quantity ('000)	No. of Trade
BXPHERMA	188.2	188.2	1.3	7	1
CENTRALINS	63.4	63.4	1.6	25	1
CONFIDCEM	161.0	148.5	3.0	20	3
CONTININS	56.4	56.4	1.4	25	1
DACCADYE	27.0	27.0	5.4	200	2
DELTALIFE	140.0	140.0	30.4	217	2
DOMINAGE	35.0	35.0	7.0	200	2
DOREENPWR	78.0	78.0	1.4	19	2
DSHGARME	196.0	189.0	1.2	6	2
EASTERNINS	134.9	122.0	22.6	171	5
EASTRNLAB	1,861.1	1,800.0	2.6	1	2
EGEN	65.4	65.4	6.5	100	1
FORTUNE	63.2	62.0	15.2	245	3
GBBPOWER	47.5	44.0	1.7	38	2
GENEXIL	122.0	115.0	36.5	314	11
GPHISPAT	56.0	56.0	2.0	35	1
GSPFINANCE	26.1	26.0	6.1	235	3
ICB	128.0	128.0	0.6	5	1
ACFL	66.5	66.5	13.3	200	1
IFADAUTOS	58.3	58.3	1.2	20	1
ILFSL	9.7	9.7	0.6	60	1
INDEXAGRO	142.0	142.0	0.6	4	1
ISLAMIINS	70.0	70.0	2.5	35	1
KARNAPHULI	52.0	52.0	0.6	12	1
KEYACOSMET	11.0	11.0	4.2	380	1
KTL	35.7	35.7	2.0	56	1
LHBL	80.0	80.0	1.9	24	1
METROSPIN	32.7	32.7	0.7	20	1
MHSML	21.6	21.6	3.3	153	1
MICEMENT	87.0	87.0	0.7	9	1
NAHEEACP	54.6	52.8	1.3	25	2
Total			516.937	380	143

Upcoming Corporate Events

DSE Ticker	Right Share	Dividend		Event	Date
		Stock	Cash		
GSPFINANCE	-	5.5%	5.5%	Record Date	07-Sep-21
ATCSLGF	-	0.0%	15.0%	Record Date	07-Sep-21
CAPMBDBLMF	-	0.0%	13.0%	Record Date	08-Sep-21
DGIC	-	0.0%	10.0%	Record Date	13-Sep-21

Important DSE News
PRIMEFIN

The company has informed the inform that the Government of Bangladesh has acquired 8.57 katha land located at 10 Panthapath, Dhaka, owned by Prime Finance & Investment Ltd. at a net compensation value of Tk. 36,04,80,166.00 (Taka Thirty Six Crore Four Lac Eighty Thousand One Hundred and Sixty Six Only). The Board of Directors has also decided to complete all necessary formalities in this regard.

BXPHERMA

Refer to their earlier news disseminated by DSE on 24.01.2021 regarding proposed acquisition of a majority stake in Sanofi Bangladesh Limited, the Company has further informed that the Company's proposed acquisition of a majority stake in Sanofi Bangladesh Limited ("Sanofi Bangladesh") has been approved by the Foreign Exchange Investment Department of Bangladesh Bank. As anticipated, the Company and the Vendor will now seek to execute the Share Purchase Agreement. Further announcements will be made in due course.

PURABIGEN

(Q2 Un-audited): EPS was Tk. 0.35 for April-June 2021 as against Tk. 0.42 for April-June 2020; EPS was Tk. 0.83 for January-June 2021 as against Tk. 0.67 for January-June 2020. NOCFPS was Tk. 0.67 for January-June, 2021 as against Tk. 1.28 for January-June, 2020. NAV per share was Tk. 14.06 as on June 30, 2021 and Tk. 13.56 as on June 30, 2020.

PADMALIFE

Dr. Serajul Hoque, one of the Independent Directors of the Company, has expressed his intentions to sell his entire holdings of 1,000 shares of the Company at prevailing market price (In the Public market) through Stock Exchange (DSE) within next 30 working days.

BNICL

Mohammed Zakaria, one of the Sponsors of the Company has expressed his intention to sell 3,14,175 shares out of his total holding of 12,00,000 shares of the Company at prevailing market price (in the Public Market) through Stock Exchange (DSE) within next 30 working days.

GENEXIL

The Company has informed that that the Board of Directors has approved the diversification of the business with the entry of the company into the fast growing E-commerce services with the introduction of a new service Loginex Limited, (A Genex Brand), to provide logistic services focusing on digitizing the logistic and Supply Chain Management eco-system of the country. Loginex Limited aims to have 15,000+ varied sized/type transportation fleets on boarded on its network, and expects to be trusted by global brands of repute for managing their logistic services. Genex Infosys Limited will own 75% of the business, in joint collaboration with others. The company will have an initial paid up capital of Tk. 10 Lac and Genex Infosys Limited will subscribe to 75% of this from its own source. The company has also informed that the above business is expected to generate approximately revenue of Tk. 15 crore on average each year beginning in 2022.

ABB1STMF

AB Bank Ltd., one of the Corporate Sponsors of the Fund, has expressed its intention to sell 50,00,000 units out of its total holding of 4,20,86,435 units of the Fund at prevailing market price (In the Public Market) through Stock Exchange (DSE) within next 30 working days.

Disclaimer: This report has been prepared by BRAC EPL Stock Brokerage Ltd and is provided for information purposes. It is not, under any circumstances, to be used or considered as an offer to sell, or a solicitation of any offer to buy. Reasonable care has been taken to ensure that the information is not untrue and misleading. BRAC EPL Stock Brokerage Ltd makes no representation or warranty as to the accuracy or completeness of such information. All opinions and estimates included in this report constitute our judgment as of this date and are subject to change without notice.