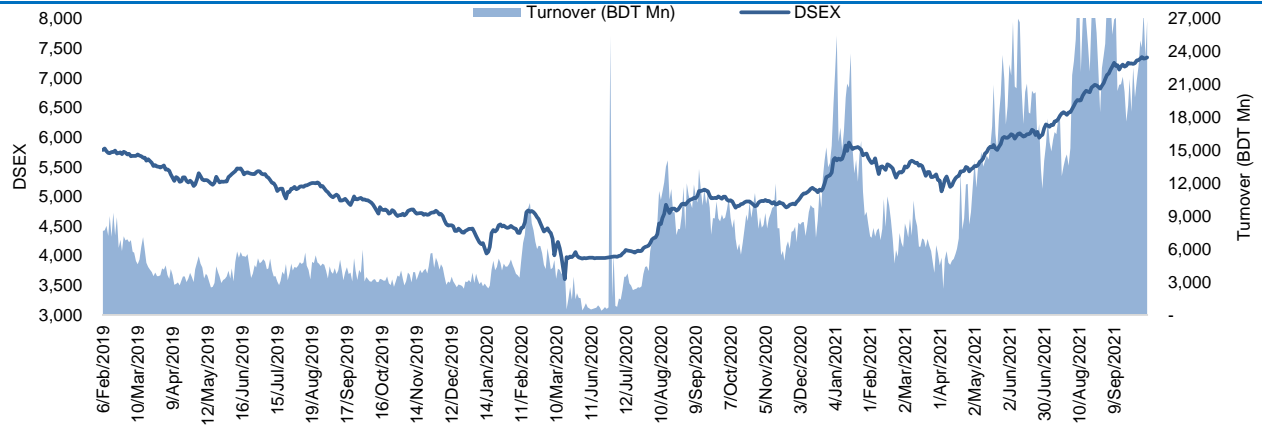


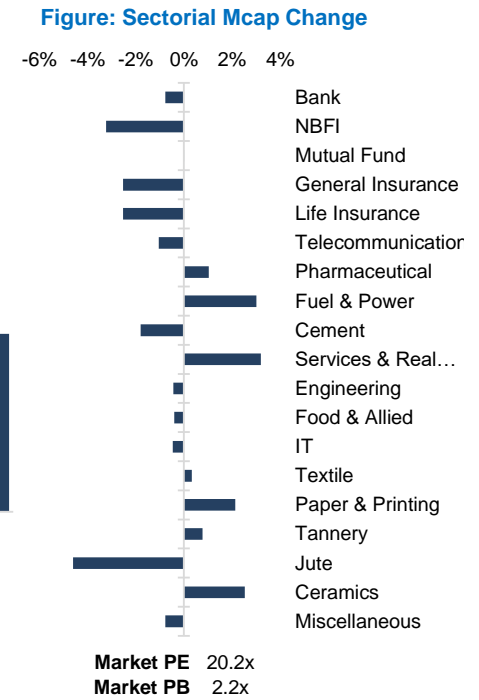
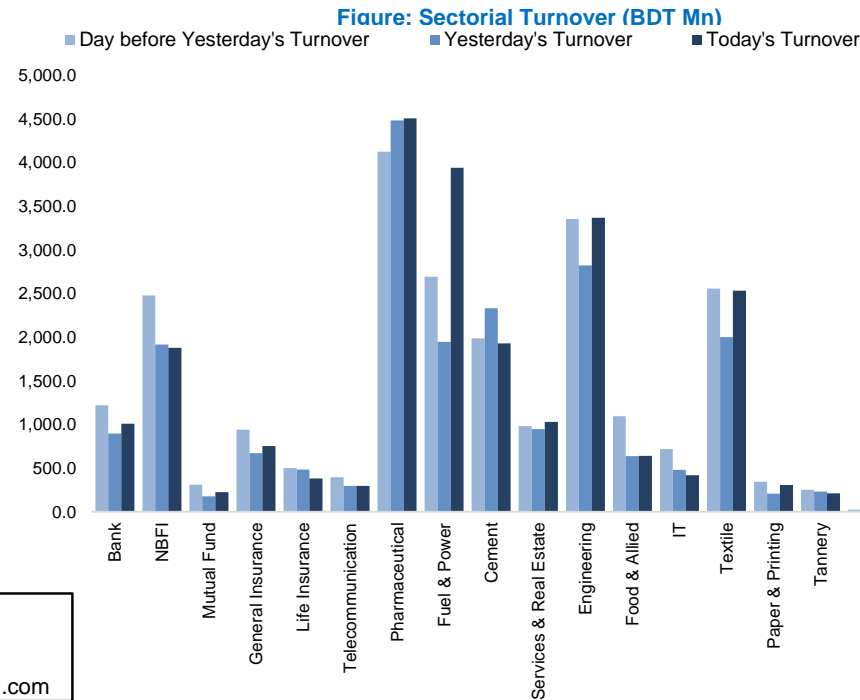
The market closed in green today. The benchmark index DSEX (+0.27%) gained 19.65 points and closed at 7,351.05. The blue-chip index DS30 (+0.35%), the Shariah-based index DSES (+0.37%), and the large-cap index CDSET (+0.15%) closed at 2,787.82, 1,600.26, and 1,483.40 points, respectively. All the large-cap sectors posted negative performance today. NBF1 experienced the highest loss of 3.23% followed by Telecommunication (-1.04%), Bank (-0.77%), Engineering (-0.44%), Food & Allied (-0.40%), Pharmaceutical (+1.04%), and Fuel & Power (+3.02%), respectively. Block trades contributed 0.4% of the overall market turnover. LafargeHolcim Bangladesh Limited (-2.2%) was the most traded share with a turnover of BDT 1,743 million.



Index	Closing	Opening	Point Δ	%Δ	YTD %Δ
DSEX	7,351.05	7,331.40	+19.65	+0.27%	+36.1%
DS30	2,787.82	2,778.12	+9.70	+0.35%	+41.9%
DSES	1,600.26	1,594.43	+5.83	+0.37%	+28.8%
CDSET	1,483.40	1,481.23	+2.17	+0.15%	+32.1%

	Advanced	Declined	Unchanged	Total
All Category	112	231	31	374
A Category (Equity)	88	160	28	276
B Category (Equity)	8	47	2	57
N Category (Equity)	5	6	0	11
Z Category (Equity)	11	18	1	30
Mutual Funds	11	9	16	36
Corporate Bonds	2	0	0	2

		Today	Last Day	Daily %Δ
Mcap	Mn BDT	5,806,631	5,815,577	
	Mn USD	68,153	68,258	-0.2%
Turnover	Mn BDT	26,813	23,520	
	Mn USD	315	276	+14.0%
Volume	Mn Shares	545	486	+12.3%
	No. of Trade	334,220	320,474	+4.3%



Anika Mafiz
Research Analyst
(880) 1708805206
anika.mafiz@bracepl.com

Fahim Hassan
Research Associate
(880) 1709636546
fahim.hassan@bracepl.com

Sector Index	Closing	Opening	Points Δ	%Δ	No. of Companies	Mcap (BDT Mn)	% of Total Mcap	Turnover (BDT Mn)	% of Total Turnover	PE	PB	Top Twenty Market Cap	Mcap (BDT Mn)	% of Total Mcap	Turnover (BDT Mn)	PE	PB
Bank	1,616	1,628	-12.57	-0.77%	32	707,178	13.5%	1,008.9	3.8%	8.4x	0.9x	GP	506,227	9.6%	89.5	13.8x	10.1x
NBFI	2,807	2,900	-93.68	-3.23%	23	277,825	5.3%	1,878.1	7.1%	24.2x	4.4x	WALTONHIL	369,633	7.0%	41.8	22.5x	3.9x
Mutual Fund	974	973	+0.14	+0.01%	37	44,566	0.8%	225.8	0.9%	NM	0.9x	BATBC	366,606	7.0%	325.3	27.2x	9.8x
General Insurance	5,201	5,335	-134.37	-2.52%	38	131,046	2.5%	754.8	2.9%	22.2x	2.4x	SQRPHARMA	213,369	4.1%	279.5	14.7x	2.5x
Life Insurance	2,806	2,878	-72.60	-2.52%	13	79,434	1.5%	382.4	1.5%	NM	NM	ROBI	205,327	3.9%	83.3	NM	3.1x
Telecommunication	6,321	6,388	-66.54	-1.04%	3	748,163	14.3%	294.9	1.1%	18.7x	6.1x	UPGDCL	173,097	3.3%	76.7	17.9x	5.7x
Pharmaceutical	4,287	4,243	+44.13	+1.04%	31	777,360	14.8%	4,508.1	17.1%	25.5x	3.1x	RENATA	139,517	2.7%	11.1	30.4x	5.7x
Fuel & Power	2,063	2,002	+60.42	+3.02%	23	570,950	10.9%	3,943.8	15.0%	15.1x	1.7x	BEXIMCO	129,257	2.5%	1,300.9	35.5x	2.0x
Cement	3,296	3,357	-60.40	-1.80%	7	178,689	3.4%	1,929.1	7.3%	26.0x	3.8x	ICB	129,172	2.5%	193.5	62.7x	2.9x
Services & Real Estate	1,614	1,564	+49.99	+3.20%	8	61,823	1.2%	1,029.7	3.9%	NM	1.3x	LHBL	120,086	2.3%	1,743.1	32.8x	6.5x
Engineering	5,177	5,200	-22.82	-0.44%	42	629,026	12.0%	3,368.8	12.8%	23.1x	2.4x	BXPBARMA	112,019	2.1%	420.3	24.5x	3.1x
Food & Allied	26,559	26,665	-105.61	-0.40%	20	473,149	9.0%	641.5	2.4%	35.2x	10.2x	BERGERPBL	84,598	1.6%	12.6	25.4x	7.3x
IT	3,525	3,541	-16.09	-0.45%	11	41,313	0.8%	419.2	1.6%	38.2x	3.0x	MARICO	73,830	1.4%	11.2	23.1x	27.2x
Textile	1,716	1,710	+5.66	+0.33%	58	180,390	3.4%	2,534.5	9.6%	NM	1.2x	BRACBANK	65,432	1.2%	39.0	11.2x	1.3x
Paper & Printing	7,607	7,447	+159.42	+2.14%	6	22,475	0.4%	307.5	1.2%	60.1x	1.5x	BEACONPHAR	54,493	1.0%	125.8	54.0x	10.4x
Tannery	2,982	2,959	+22.87	+0.77%	6	32,868	0.6%	211.1	0.8%	NM	3.3x	SUMITPOWER	51,258	1.0%	354.7	9.1x	1.4x
Jute	8,750	9,172	-421.64	-4.60%	3	2,108	0.0%	15.7	0.1%	NM	15.3x	DUTCHBANGL	50,663	1.0%	25.9	9.3x	1.5x
Ceramics	800	780	+19.73	+2.53%	5	38,042	0.7%	845.0	3.2%	43.3x	2.5x	POWERGRID	48,822	0.9%	916.0	22.6x	0.9x
Miscellaneous	4,962	5,001	-38.66	-0.77%	14	250,417	4.8%	2,041.0	7.7%	33.0x	2.5x	ISLAMIBANK	48,139	0.9%	21.2	9.6x	0.7x
												TITASGAS	45,405	0.9%	201.5	12.6x	0.6x

Top Ten Gainers	Close Price (BDT)	Δ%	Turnover (BDT Mn)	PE	PB
POWERGRID	68.5	+10.0%	916.0	22.6x	0.9x
ADVENT	35.4	+9.9%	358.6	30.5x	2.7x
PTL	80.8	+9.9%	564.0	20.1x	3.1x
COPPERTECH	44.7	+9.8%	53.8	71.4x	3.8x
MJLBD	112.9	+9.8%	431.5	13.8x	3.0x
DESCO	43.5	+9.6%	74.9	NM	0.9x
FAMILYTEX	6.1	+8.9%	13.7	NM	0.5x
PROVATIINS	181.1	+8.8%	9.9	54.4x	8.1x
SAPORTL	33.7	+8.7%	107.4	33.4x	1.0x
MATINSPINN	71.8	+8.6%	87.5	16.0x	1.5x

Top Twenty Free Float Mcap	Free Float Mcap (BDT Mn)	% of Total Free Float Mcap	PE	PB
SQRPHARMA	139,607	7.1%	14.7x	2.5x
BATBC	96,967	4.9%	27.2x	9.8x
BEXIMCO	89,769	4.6%	35.5x	2.0x
BXPBARMA	78,211	4.0%	24.5x	3.1x
RENATA	68,112	3.5%	30.4x	5.7x
GP	50,623	2.6%	13.8x	10.1x
LHBL	42,414	2.2%	32.8x	6.5x
BEACONPHAR	38,143	1.9%	54.0x	10.4x
BRACBANK	35,176	1.8%	11.2x	1.3x
EBL	25,641	1.3%	7.0x	1.2x
ISLAMIBANK	23,435	1.2%	9.6x	0.7x
OLYMPIC	23,311	1.2%	18.5x	4.4x
ROBI	20,430	1.0%	NM	3.1x
CITYBANK	19,627	1.0%	5.3x	1.0x
SUMITPOWER	18,858	1.0%	9.1x	1.4x
NBL	18,220	0.9%	8.5x	0.5x
PUBALIBANK	17,894	0.9%	6.8x	0.7x
ORIONPHARM	17,349	0.9%	35.5x	1.4x
UPGDCL	17,310	0.9%	17.9x	5.7x
BSRMLTD	17,068	0.9%	10.2x	1.0x

Most Traded Share	Close Price (BDT)	Δ%	Turnover (BDT Mn)	PE	PB
LHBL	103.4	-2.2%	1,743.1	32.8x	6.5x
ORIONPHARM	109.0	+4.5%	1,521.5	35.5x	1.4x
BEXIMCO	147.5	-0.5%	1,300.9	35.5x	2.0x
POWERGRID	68.5	+10.0%	916.0	22.6x	0.9x
PTL	80.8	+9.9%	564.0	20.1x	3.1x
GPHISPAT	71.2	+3.5%	536.8	26.3x	3.8x
SAIFPOWER	48.1	+6.7%	527.7	60.0x	3.0x
IFADAUTOS	67.8	+5.4%	520.1	72.1x	1.7x
LANKABAFIN	44.7	-	516.7	18.8x	2.5x
SPCERAMICS	42.5	-	459.6	NM	1.4x

Top Ten Losers	Close Price (BDT)	Δ%	Turnover (BDT Mn)	PE	PB
AMANFEED	55.9	-9.0%	152.3	21.0x	1.5x
DSHGARME	197.5	-8.1%	15.2	NM	10.3x
JUTESPINN	135.4	-8.1%	0.2	NM	NM
SHURWID	18.5	-8.0%	23.4	8.4x	1.4x
MONNOCERA	129.0	-7.9%	90.2	NM	2.2x
ZEALBANGLA	127.4	-7.4%	0.7	NM	NM
SHYAMPSUG	91.2	-7.2%	2.6	NM	NM
GLOBALINS	48.6	-6.9%	37.7	28.1x	3.5x
BNICL	127.8	-6.7%	4.8	35.4x	6.1x
AMBEEPHA	464.6	-6.7%	4.5	NM	20.0x

Block Trade	Maximum Price (BDT)	Minimum Price (BDT)	No. of Trade	Quantity ('000)	Turnover (BDT)
PTL	77.0	69.5	31.0	903	66.668
GPHISPAT	71.0	63.0	4.0	846	59.774
DELTA LIFE	189.0	186.8	4.0	315	59.073
SPCL	120.0	116.2	4.0	484	57.433
SQRPHARMA	238.0	217.5	3.0	198	47.148
PROVATIINS	169.0	169.0	1.0	197	33.256
GENEXIL	135.0	129.0	3.0	241	32.445
POWERGRID	68.5	64.2	10.0	347	22.571
NRBCBANK	27.0	26.7	5.0	823	22.219
EASTERNINS	128.0	128.0	1.0	80	10.24

*NBFI Sector PE calculation methodology has been modified to reflect positive earnings only.

Block Trade	Maximum Price (BDT)	Minimum Price (BDT)	Turnover (BDT Mn)	Quantity ('000)	No. of Trade
PTL	77.0	69.5	66.7	903	31
GPHISPAT	71.0	63.0	59.8	846	4
DELTALIFE	189.0	186.8	59.1	315	4
SPCL	120.0	116.2	57.4	484	4
SQURPHARMA	238.0	217.5	47.1	198	3
PROVATIINS	169.0	169.0	33.3	197	1
GENEXIL	135.0	129.0	32.4	241	3
POWERGRID	68.5	64.2	22.6	347	10
NRBCBANK	27.0	26.7	22.2	823	5
EASTERNINS	128.0	128.0	10.2	80	1
ORIONPHARM	114.5	97.5	7.2	71	5
AIL	64.5	64.0	6.4	100	2
BBSCABLES	79.0	76.1	5.1	65	2
FORTUNE	80.0	77.0	4.6	58	2
SHASHADNIM	31.3	31.3	3.1	100	1
IFADAUTOS	61.0	61.0	3.1	50	1
MJLBD	106.0	105.0	2.8	27	3
ADNTEL	76.0	76.0	2.7	35	1
DACCADYE	26.0	26.0	2.6	100	1
SAIFPOWER	46.5	44.0	2.4	53	2
NHFIL	70.0	66.0	2.4	35	2
MALEKSPIN	36.5	36.5	2.1	57	1
ALIF	20.3	20.0	2.0	100	2
ISLAMICFIN	33.4	33.4	2.0	60	1
SALVOCHEM	54.0	50.0	1.8	35	2
ACTIVEFINE	32.0	31.5	1.8	56	2
EHL	61.4	61.4	1.5	25	1
DOREENPWR	94.9	94.9	1.4	15	1
SONALIPAPR	518.2	480.0	1.0	2	2
Total			472.6		109

Important DSE News
DESCO

As per Regulation 19(1) of the Dhaka Stock Exchange (Listing) Regulations, 2015, the Company has informed that a meeting of the Board of Directors will be held on October 14, 2021 at 5:00 PM to consider, among others, audited financial statements of the Company for the year ended on June 30, 2021.

PURABIGEN

Alpha Credit Rating Limited (AlphaRating) has rated the Company as "A+" in the long term and "ST-3" in the short term along with a stable outlook based on audited financial statements of the Company as on December 31, 2020 and relevant qualitative information till October 04, 2021.

DAFODILCOM

Reference to the earlier news disseminated on 04.10.2021, the company will get 0.96 Acre land instead of 96 Acre land at Bangabandhu Hitech Park in Kaliakoir, Gajipur. Other all information will remain unchanged.

APEXTANRY

The Company has also informed that a tenancy agreement has been signed on 05 October, 2021 between Apex Footwear Ltd. and Apex Tannery Ltd. for 20 (Twenty) years with effect from 01 October, 2021 on a monthly rental basis of Tk. 27,50,000.00 only for the first 10 years and Tk. 30,25,000.00 only for the next 10 years to generate of fixed income on monthly rental basis of the Company.

SONALIPAPR

As per Regulation 16(1) of the Dhaka Stock Exchange (Listing) Regulations, 2015, the Company has informed that a meeting of the Board of Directors will be held on October 12, 2021 at 4:00 PM to consider, among others, un-audited financial statements of the Company for the First Quarter (Q1) period ended on September 30, 2021.

Upcoming Corporate Events

DSE Ticker	Right Share	Dividend		Event	Date
		Stock	Cash		
EIL	-	0.0%	2.0%	Record Date	7-Oct-21
EHL	-	0.0%	15.0%	Record Date	7-Oct-21
IBNSINA	-	0.0%	47.0%	Record Date	18-Oct-21
SUMITPOWER	-	0.0%	35.0%	Record Date	24-Oct-21
BAYLEASING	-	0.0%	10.0%	Record Date	18-Oct-21
APEXFOOT	-	5.0%	35.0%	Record Date	21-Oct-21
DESHBANDHU	-	0.0%	5.0%	Record Date	28-Oct-21
APEXTANRY	-	0.0%	10.0%	Record Date	27-Oct-21

Disclaimer: This report has been prepared by BRAC EPL Stock Brokerage Ltd and is provided for information purposes. It is not, under any circumstances, to be used or considered as an offer to sell, or a solicitation of any offer to buy. Reasonable care has been taken to ensure that the information is not untrue and misleading. BRAC EPL Stock Brokerage Ltd makes no representation or warranty as to the accuracy or completeness of such information. All opinions and estimates included in this report constitute our judgment as of this date and are subject to change without notice.FP49