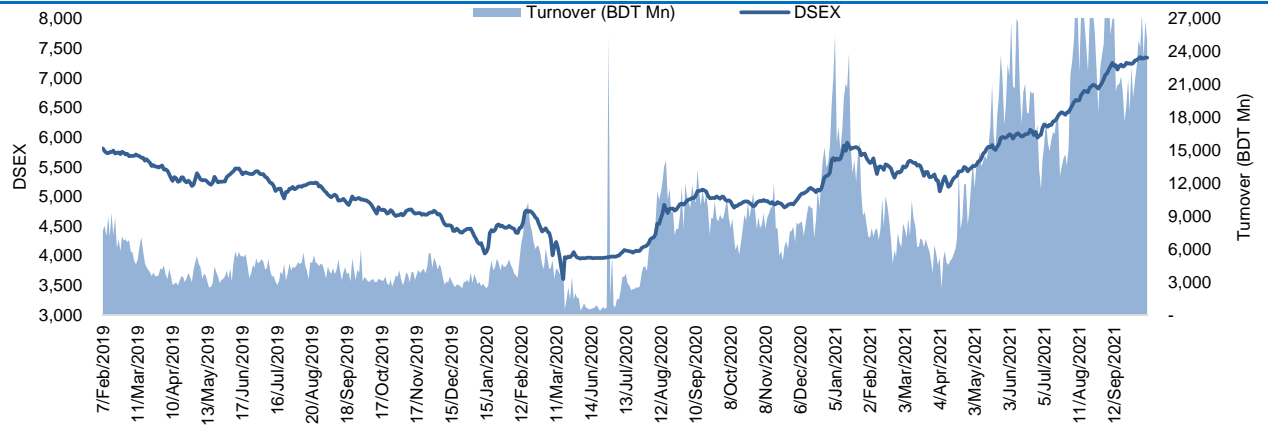


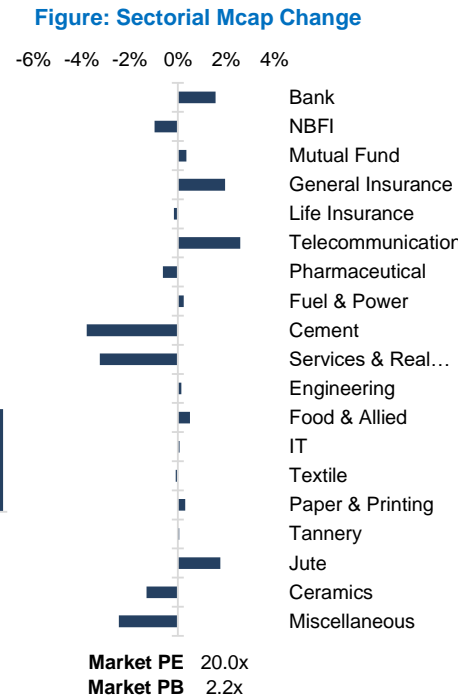
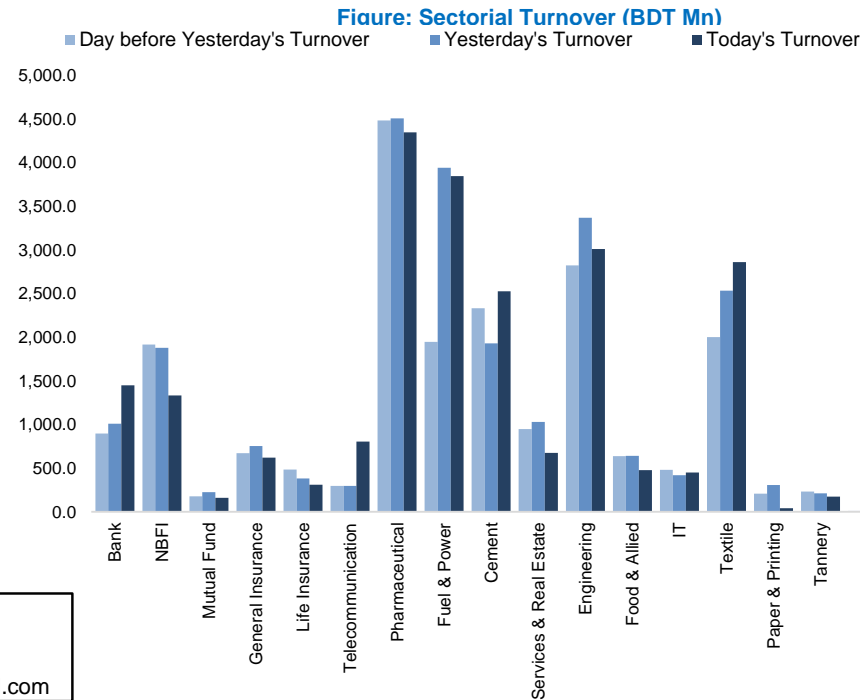
The market closed in red today. The benchmark index DSEX (-0.11%) lost 8.08 points and closed at 7,342.97. The blue-chip index DS30 (-0.73%), the Shariah-based index DSES (-0.28%), and the large-cap index CDSET (-0.46%) closed at 2,767.39, 1,595.79, and 1,476.54 points, respectively. All the large-cap sectors posted positive performance today. Telecommunication booked the highest gain of 2.59% followed by Bank (+1.56%), Food & Allied (+0.51%), Fuel & Power (+0.25%), Engineering (+0.15%), Pharmaceutical (-0.62%), and NBF1 (-0.96%), respectively. Block trades contributed 0.3% of the overall market turnover. LafargeHolcim Bangladesh Limited (-5.6%) was the most traded share with a turnover of BDT 2,387 million.



Index	Closing	Opening	Point Δ	%Δ	YTD %Δ
DSEX	7,342.97	7,351.05	-8.08	-0.11%	+35.9%
DS30	2,767.39	2,787.82	-20.43	-0.73%	+40.9%
DSES	1,595.79	1,600.26	-4.47	-0.28%	+28.5%
CDSET	1,476.54	1,483.40	-6.86	-0.46%	+31.5%

	Advanced	Declined	Unchanged	Total
All Category	218	117	38	373
A Category (Equity)	169	77	30	276
B Category (Equity)	31	21	5	57
N Category (Equity)	7	3	0	10
Z Category (Equity)	11	16	3	30
Mutual Funds	15	4	17	36
Corporate Bonds	2	0	0	2

		Today	Last Day	Daily %Δ
Mcap	Mn BDT	5,821,243	5,806,631	
	Mn USD	68,324	68,153	+0.3%
Turnover	Mn BDT	24,972	26,813	
	Mn USD	293	315	-6.9%
Volume	Mn Shares	572	545	+4.9%
	No. of Trade	314,628	334,220	-5.9%



Anika Mafiz
Research Analyst
(880) 1708805206
anika.mafiz@bracepl.com

Fahim Hassan
Research Associate
(880) 1709636546
fahim.hassan@bracepl.com

Sector Index	Closing	Opening	Points Δ	%Δ	No. of Companies	Mcap (BDT Mn)	% of Total Mcap	Turnover (BDT Mn)	% of Total Turnover	PE	PB	Top Twenty Market Cap	Mcap (BDT Mn)	% of Total Mcap	Turnover (BDT Mn)	PE	PB
Bank	1,641	1,616	+25.24	+1.56%	32	718,228	13.7%	1,448.6	5.9%	8.2x	0.9x	GP	504,337	9.6%	117.2	13.8x	10.1x
NBFI	2,780	2,807	-26.95	-0.96%	23	275,157	5.2%	1,331.6	5.4%	23.9x	4.3x	WALTONHIL	372,238	7.1%	13.6	22.7x	3.9x
Mutual Fund	977	974	+3.42	+0.35%	37	44,723	0.8%	159.5	0.6%	NM	0.9x	BATBC	369,360	7.0%	222.3	27.4x	9.9x
General Insurance	5,302	5,201	+101.79	+1.96%	38	133,611	2.5%	620.3	2.5%	21.6x	2.4x	ROBI	225,755	4.3%	418.1	NM	3.5x
Life Insurance	2,801	2,806	-4.52	-0.16%	13	79,306	1.5%	310.1	1.3%	NM	NM	SQRPHARMA	212,482	4.0%	178.1	14.7x	2.5x
Telecommunication	6,485	6,321	+163.87	+2.59%	3	767,559	14.6%	803.3	3.3%	19.2x	6.3x	UPGDCL	173,445	3.3%	57.1	18.0x	5.7x
Pharmaceutical	4,260	4,287	-26.56	-0.62%	31	772,545	14.7%	4,347.5	17.6%	25.3x	3.1x	RENATA	139,809	2.7%	8.0	30.4x	5.8x
Fuel & Power	2,068	2,063	+5.12	+0.25%	23	572,366	10.9%	3,845.5	15.6%	15.1x	1.7x	ICB	126,594	2.4%	85.8	61.5x	2.9x
Cement	3,172	3,296	-124.73	-3.78%	7	171,927	3.3%	2,527.1	10.2%	25.0x	3.7x	BEXIMCO	123,386	2.3%	748.3	33.9x	1.9x
Services & Real Estate	1,562	1,614	-52.26	-3.24%	8	59,822	1.1%	676.4	2.7%	NM	1.3x	LHBL	113,350	2.2%	2,386.8	31.0x	6.2x
Engineering	5,185	5,177	+7.65	+0.15%	42	629,956	12.0%	3,013.0	12.2%	23.3x	2.4x	BXPBARMA	110,948	2.1%	530.4	24.3x	3.1x
Food & Allied	26,694	26,559	+134.91	+0.51%	20	475,553	9.0%	476.4	1.9%	35.4x	10.2x	BERGERPBL	84,473	1.6%	11.0	25.4x	7.3x
IT	3,528	3,525	+2.65	+0.08%	11	41,344	0.8%	448.4	1.8%	37.9x	3.0x	MARICO	73,553	1.4%	8.8	23.0x	27.1x
Textile	1,714	1,716	-1.54	-0.09%	58	180,228	3.4%	2,860.5	11.6%	NM	1.2x	BRACBANK	65,711	1.2%	33.0	11.3x	1.4x
Paper & Printing	7,630	7,607	+23.20	+0.31%	6	22,544	0.4%	40.0	0.2%	60.3x	1.5x	BEACONPHAR	53,384	1.0%	52.4	52.9x	10.2x
Tannery	2,984	2,982	+1.96	+0.07%	6	32,889	0.6%	174.3	0.7%	NM	3.3x	SUMITPOWER	53,073	1.0%	590.8	9.4x	1.5x
Jute	8,904	8,750	+153.95	+1.76%	3	2,146	0.0%	8.9	0.0%	NM	15.6x	DUTCHBANGL	51,486	1.0%	19.8	9.4x	1.5x
Ceramics	790	800	-10.44	-1.30%	5	37,546	0.7%	436.0	1.8%	42.8x	2.5x	POWERGRID	49,748	0.9%	937.3	23.0x	0.9x
Miscellaneous	4,841	4,962	-121.50	-2.45%	14	244,286	4.6%	1,177.6	4.8%	32.2x	2.4x	ISLAMIBANK	48,300	0.9%	7.2	9.6x	0.8x
												TITASGAS	45,109	0.9%	137.3	12.5x	0.6x

Top Ten Gainers	Close Price (BDT)	Δ%	Turnover (BDT Mn)	PE	PB
IBP	26.5	+10.0%	304.4	29.0x	1.9x
ROBI	43.1	+9.9%	418.1	NM	3.5x
SHEPHERD	23.6	+9.8%	115.6	NM	1.6x
SHYAMPSUG	99.9	+9.5%	2.8	NM	NM
SONARBAINS	79.9	+8.1%	29.8	35.8x	3.7x
SSSTEEL	28.2	+6.8%	494.9	12.5x	1.4x
SAFKOSPINN	24.0	+6.7%	11.7	NM	1.4x
CENTRALPHL	19.8	+6.5%	127.2	NM	3.0x
RUPALIBANK	36.2	+6.2%	14.3	66.8x	0.8x
MONNOCERA	136.9	+6.1%	36.6	NM	2.4x

Top Twenty Free Float Mcap	Free Float Mcap (BDT Mn)	% of Total Free Float Mcap	PE	PB
SQRPHARMA	139,027	7.1%	14.7x	2.5x
BATBC	97,696	5.0%	27.4x	9.9x
BEXIMCO	85,691	4.4%	33.9x	1.9x
BXPBARMA	77,464	3.9%	24.3x	3.1x
RENATA	68,255	3.5%	30.4x	5.8x
GP	50,434	2.6%	13.8x	10.1x
LHBL	40,035	2.0%	31.0x	6.2x
BEACONPHAR	37,367	1.9%	52.9x	10.2x
BRACBANK	35,326	1.8%	11.3x	1.4x
EBL	25,840	1.3%	7.1x	1.2x
ISLAMIBANK	23,513	1.2%	9.6x	0.8x
OLYMPIC	23,104	1.2%	18.4x	4.3x
ROBI	22,463	1.1%	NM	3.5x
CITYBANK	20,558	1.0%	5.5x	1.0x
SUMITPOWER	19,526	1.0%	9.4x	1.5x
NBL	18,664	1.0%	8.7x	0.5x
PUBALIBANK	17,964	0.9%	6.4x	0.6x
IFIC	17,505	0.9%	15.1x	0.9x
UPGDCL	17,344	0.9%	18.0x	5.7x
BSRMLTD	16,608	0.8%	10.0x	1.0x

Most Traded Share	Close Price (BDT)	Δ%	Turnover (BDT Mn)	PE	PB
LHBL	97.6	-5.6%	2,386.8	31.0x	6.2x
ORIONPHARM	103.4	-5.1%	1,396.6	33.7x	1.3x
POWERGRID	69.8	+1.9%	937.3	23.0x	0.9x
PTL	82.6	+2.2%	854.8	20.6x	3.2x
BEXIMCO	140.8	-4.5%	748.3	33.9x	1.9x
GPHISPAT	71.7	+0.7%	687.1	26.5x	3.9x
SUMITPOWER	49.7	+3.5%	590.8	9.4x	1.5x
BXPBARMA	248.7	-1.0%	530.4	24.3x	3.1x
SSSTEEL	28.2	+6.8%	494.9	12.5x	1.4x
ADVENT	35.2	-0.6%	422.4	30.3x	2.6x

Top Ten Losers	Close Price (BDT)	Δ%	Turnover (BDT Mn)	PE	PB
HRTEX	76.3	-8.0%	20.8	NM	1.7x
TAMIJTEX	138.4	-7.9%	1.3	NM	1.7x
AL-HAJTEX	65.1	-6.7%	19.3	NM	7.5x
SPCERAMICS	39.7	-6.6%	225.1	NM	1.3x
DSHGARME	185.1	-6.3%	14.4	NM	9.7x
LHBL	97.6	-5.6%	2,386.8	31.0x	6.2x
ICBIBANK	5.1	-5.6%	14.9	NM	NM
MEGHNALIFE	94.6	-5.5%	76.0	NM	NM
ORIONINFU	99.2	-5.4%	147.2	83.0x	7.7x
DOREENPWR	88.0	-5.4%	118.1	11.7x	1.9x

Block Trade	Maximum Price (BDT)	Minimum Price (BDT)	No. of Trade	Quantity ('000)	Turnover (BDT)
POWERGRID	68.5	65.0	3.0	1,000	68.15
GBBPOWER	47.4	43.5	6.0	850	39.899
GENEXIL	137.0	135.2	2.0	231	31.636
DSSL	22.5	21.0	4.0	1,223	25.718
ICBIBANK	5.8	5.8	1.0	3,000	17.4
PTL	76.9	75.0	14.0	229	17.353
LHBL	104.0	97.0	4.0	133	13.447
MBL1STMF	8.3	8.3	5.0	1,201	9.97
BBSCABLES	82.0	82.0	1.0	100	8.2
ADVENT	33.6	33.6	3.0	200	6.72

*NBFI Sector PE calculation methodology has been modified to reflect positive earnings only.

Block Trade	Maximum Price (BDT)	Minimum Price (BDT)	Turnover (BDT Mn)	Quantity ('000)	No. of Trade
POWERGRID	68.5	65.0	68.2	1,000	3
GBBPOWER	47.4	43.5	39.9	850	6
GENEXIL	137.0	135.2	31.6	231	2
DSSL	22.5	21.0	25.7	1,223	4
ICBIBANK	5.8	5.8	17.4	3,000	1
PTL	76.9	75.0	17.4	229	14
LHBL	104.0	97.0	13.4	133	4
MBL1STMF	8.3	8.3	10.0	1,201	5
BBSCABLES	82.0	82.0	8.2	100	1
ADVENT	33.6	33.6	6.7	200	3
DELTALIFE	164.0	164.0	4.9	30	2
SQURPHARMA	245.0	245.0	3.4	14	1
SPCL	128.0	128.0	3.2	25	1
BEXIMCO	150.0	150.0	2.1	14	2
DACCADYE	26.9	26.9	1.9	72	2
ICBAMCL2ND	13.2	13.1	1.9	143	2
IFIC	15.6	15.6	1.6	100	1
NHFIL	68.0	68.0	1.4	20	1
PRAGATILIF	107.7	107.7	1.1	11	1
AFCAGRO	37.0	37.0	1.1	30	1
SEAPEARL	49.5	49.5	0.9	19	1
SILVAPHL	26.0	26.0	0.7	26	1
BDFINANCE	66.0	66.0	0.7	10	1
PENINSULA	36.1	36.1	0.6	17	1
LANKABAFIN	46.0	46.0	0.6	13	1
BRACBANK	50.8	50.8	0.6	12	1
SAIFPOWER	43.3	43.3	0.6	13	1
SSSTEEL	27.0	27.0	0.5	20	1
GLOBALINS	53.4	53.4	0.5	10	1
Total			267.3		67

Upcoming Corporate Events

DSE Ticker	Right Share	Dividend		Event	Date
		Stock	Cash		
EIL	-	0.0%	2.0%	Record Date	7-Oct-21
EHL	-	0.0%	15.0%	Record Date	7-Oct-21
IBNSINA	-	0.0%	47.0%	Record Date	18-Oct-21
SUMITPOWER	-	0.0%	35.0%	Record Date	24-Oct-21
BAYLEASING	-	0.0%	10.0%	Record Date	18-Oct-21
APEXFOOT	-	5.0%	35.0%	Record Date	21-Oct-21
DESHBANDHU	-	0.0%	5.0%	Record Date	28-Oct-21
APEXTANRY	-	0.0%	10.0%	Record Date	27-Oct-21

Disclaimer: This report has been prepared by BRAC EPL Stock Brokerage Ltd and is provided for information purposes. It is not, under any circumstances, to be used or considered as an offer to sell, or a solicitation of any offer to buy. Reasonable care has been taken to ensure that the information is not untrue and misleading. BRAC EPL Stock Brokerage Ltd makes no representation or warranty as to the accuracy or completeness of such information. All opinions and estimates included in this report constitute our judgment as of this date and are subject to change without notice.FP49

Important DSE News
NCCBANK

Mr. Aslam-UI-Karim, one of the Sponsors of the Company, has further reported that he has completed his sale of 35,000 shares of the Company at prevailing market price through Stock Exchange (DSE) as per declaration disseminated on 22.09.2021.

AGRANINS

Q3 Un-audited EPS was Tk. 0.60 for July-September 2021 as against Tk. 0.16 for July-September 2020; EPS was Tk. 1.37 for January-September 2021 as against Tk. 0.59 for January-September 2020. NOCFPS was Tk. (0.12) for January-September 2021 as against Tk. 1.45 for January-September 2020. NAV per share was Tk. 18.14 as on September 30, 2021 and Tk. 18.11 as on December 31, 2020.

PHARMAID

The Company has also informed that the Board of Directors of the Company has decided to purchase 1 (one) Annealing Electrical Oven as a replacement of an old Oven for the purpose of reducing wastage and improvement of ampoule quality. Total investment value is expected to be around of BDT 20.00 lac only.

BEXIMCO

The Company has informed that Beximco Limited awarded of Solar Module, Solar EPC Main Plant, Switchyard and Substation contracts to build a 280 MWp solar utility-scale power plant at Sundarganj, Gaibandha District in the Rangpur Division, Bangladesh. The total value of contracts awarded is BOT 1700 Crore. The company has informed this will make Beximco the undisputed leader in utility-scale solar power production in Bangladesh, where together with a second project under development, the company will have total combined capacity of 325 MWp which will equate to a generation capacity of 230 MW (AG). The plants shall be commissioned by mid-2022. The solar module contract has been awarded to LONGi Solar Technology Co. Ltd, the world leading manufacturer of high-efficiency mono-crystalline solar cells and modules. The EPC main plant contract has been awarded to a consortium comprising Rays Power Infra Private limited and Zetwerk+GS5 Manufacturing Businesses Private limited. The scope of the award covers Engineering, Procurement, Construction, Commissioning as well as Operation & Maintenance activities. The Switchyard and Substation contract including control solutions, has been awarded to ABB, the leading global technology company that energizes the transformation of society and industry to achieve a more productive and sustainable future. The Transmission Line Engineering, Procurement and Construction contract has been awarded to Confidence Infrastructure Limited. The length of the line will be 35.35 km from Sundarganj, Gaibandha to Rangpur Grid Substation, Rangpur. This agreement is an achievement for both the companies as it is one of the key milestones in developing the country's largest grid-tied solar power plant.