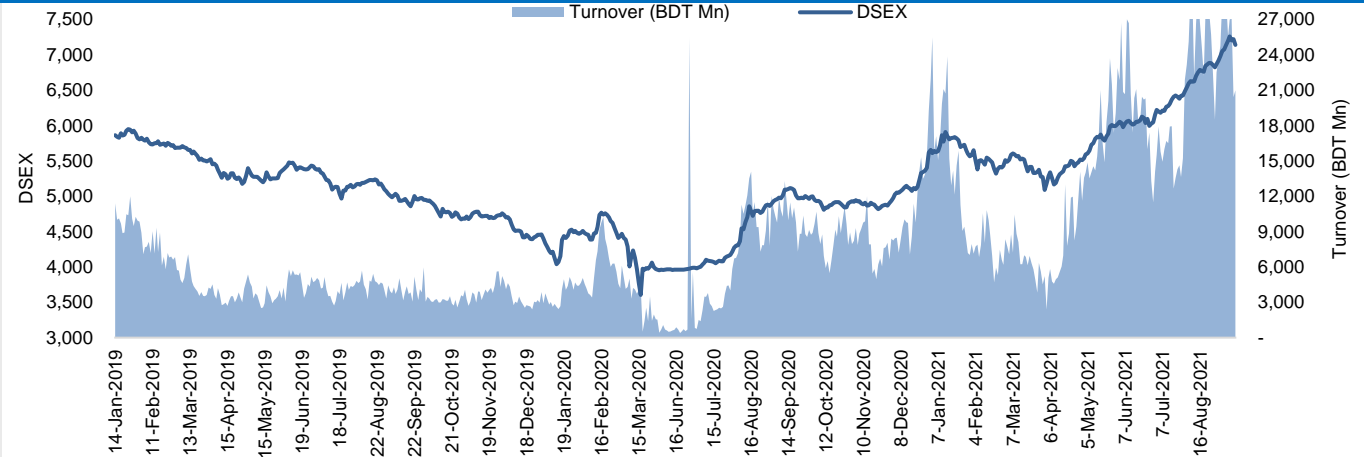


The market closed in red today. The benchmark index DSEX (-1.07%) lost 77.55 points and closed at 7,140.50. The blue-chip index DS30 (-0.89%), the Shariah-based index DSES (-1.43%), and the large-cap index CDSET (-1.01%) closed at 2,611.69, 1,556.22, and 1,411.69 points, respectively. All the large-cap sectors posted negative performance today. Engineering experienced the highest loss of 2.08% followed by Fuel & Power (-1.79%), Food & Allied (-1.38%), Telecommunication (-1.33%), Pharmaceutical (-0.99%), Bank (-0.77%), and NBF1 (+1.25%), respectively. Block trades contributed 2.4% of the overall market turnover. LankaBangla Finance Ltd. (+1.0%) was the most traded share with a turnover of BDT 1,115 million.



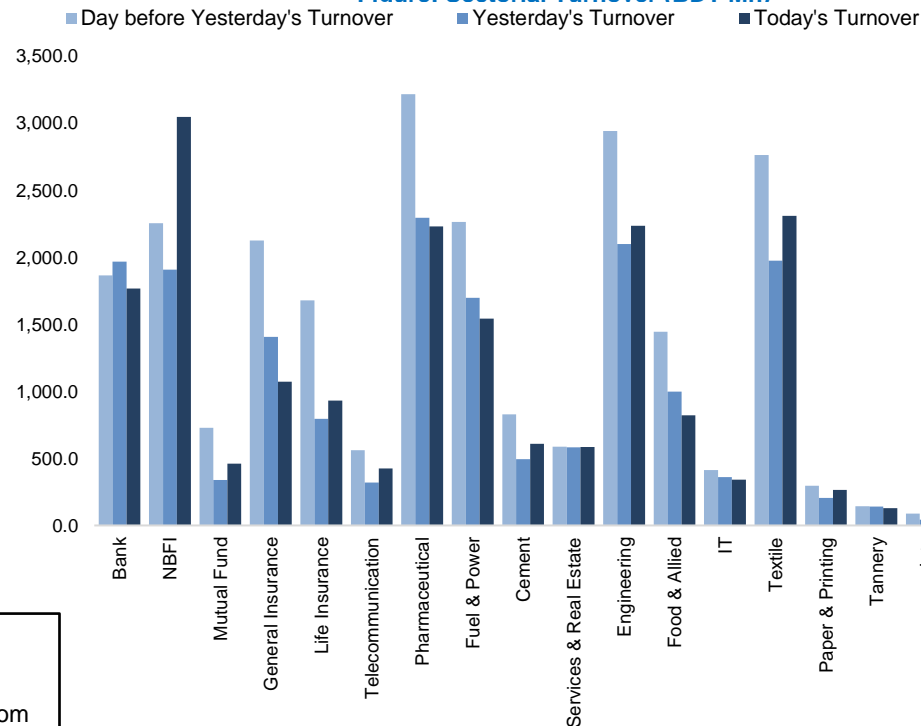
Index	Closing	Opening	Point Δ	%Δ	YTD %Δ
DSEX	7,140.50	7,218.06	-77.55	-1.07%	+32.2%
DS30	2,611.69	2,635.15	-23.46	-0.89%	+33.0%
DSES	1,556.22	1,578.83	-22.61	-1.43%	+25.3%
CDSET	1,411.69	1,426.11	-14.42	-1.01%	+25.7%

	Advanced	Declined	Unchanged	Total
All Category	52	300	24	376
A Category (Equity)	35	225	17	277
B Category (Equity)	8	43	6	57
N Category (Equity)	3	9	0	12
Z Category (Equity)	6	23	1	30
Mutual Funds	2	23	11	36
Corporate Bonds	0	2	0	2

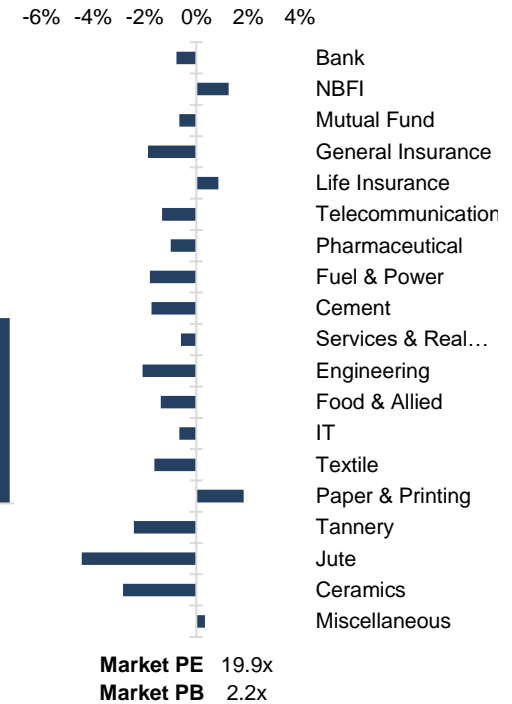
		Today	Last Day	Daily %Δ
Mcap	Mn BDT	5,738,471	5,798,474	
	Mn USD	67,353	68,057	-1.0%
Turnover	Mn BDT	20,974	20,405	+2.8%
	Mn USD	246	239	
Volume	Mn Shares	496	455	+8.9%
No. of Trade		306,250	294,146	+4.1%

<b>Nazmus Saadat, CFA</b> Research Analyst (880) 1708805229 nazmus.saadat@bracepl.com	<b>Anika Mafiz</b> Research Analyst (880) 1708805206 anika.mafiz@bracepl.com
--	---

**Figure: Sectorial Turnover (BDT Mn)**



**Figure: Sectorial Mcap Change**



Sector Index	Closing	Opening	Points Δ	%Δ	No. of Companies	Mcap (BDT Mn)	% of Total Mcap	Turnover (BDT Mn)	% of Total Turnover	PE	PB	Top Twenty Market Cap	Mcap (BDT Mn)	% of Total Mcap	Turnover (BDT Mn)	PE	PB
Bank	1,697	1,710	-13.09	-0.77%	32	742,125	14.3%	1,766.9	8.6%	8.8x	0.9x	GP	512,709	9.9%	152.4	14.0x	10.3x
NBFI	2,615	2,582	+32.31	+1.25%	23	258,292	5.0%	3,048.3	14.9%	22.4x	4.1x	WALTONHIL	399,744	7.7%	497.0	24.3x	4.2x
Mutual Fund	1,065	1,072	-6.98	-0.65%	37	48,590	0.9%	460.6	2.3%	NM	1.0x	BATBC	352,350	6.8%	394.7	26.1x	9.5x
General Insurance	5,518	5,623	-104.80	-1.86%	38	143,329	2.8%	1,073.5	5.2%	24.3x	2.6x	ROBI	220,517	4.3%	99.7	NM	3.4x
Life Insurance	2,993	2,968	+25.33	+0.85%	13	82,942	1.6%	931.8	4.6%	NM	NM	SQURPHARMA	214,432	4.1%	330.6	14.8x	2.5x
Telecommunication	6,500	6,587	-87.37	-1.33%	3	767,988	14.8%	424.3	2.1%	19.2x	6.3x	UPGDCL	174,372	3.4%	90.9	18.1x	5.8x
Pharmaceutical	4,150	4,192	-41.56	-0.99%	31	752,142	14.5%	2,230.4	10.9%	24.7x	3.0x	RENATA	141,982	2.7%	52.0	30.9x	5.8x
Fuel & Power	1,990	2,026	-36.26	-1.79%	23	548,033	10.6%	1,543.4	7.5%	14.5x	1.7x	ICB	107,657	2.1%	76.1	52.3x	2.4x
Cement	2,595	2,641	-45.93	-1.74%	7	145,398	2.8%	608.6	3.0%	21.1x	3.1x	BEXIMCO	104,632	2.0%	894.9	28.8x	1.6x
Services & Real Estate	1,299	1,307	-7.84	-0.60%	8	49,162	0.9%	585.8	2.9%	NM	1.0x	BXPBARMA	98,189	1.9%	708.5	21.5x	2.8x
Engineering	5,263	5,375	-112.04	-2.08%	42	642,322	12.4%	2,235.9	10.9%	23.6x	2.5x	LHBL	87,103	1.7%	370.9	23.8x	4.7x
Food & Allied	26,200	26,563	-363.71	-1.37%	20	465,189	9.0%	821.3	4.0%	34.6x	10.0x	BERGERPBL	83,420	1.6%	122.5	25.1x	7.2x
IT	3,425	3,447	-22.50	-0.65%	11	39,774	0.8%	341.5	1.7%	36.8x	2.8x	MARICO	75,162	1.5%	30.2	23.5x	27.7x
Textile	1,652	1,679	-27.21	-1.62%	58	177,648	3.4%	2,310.6	11.3%	NM	1.2x	BRACBANK	67,938	1.3%	50.9	11.7x	1.3x
Paper & Printing	7,417	7,283	+133.90	+1.84%	6	21,502	0.4%	263.9	1.3%	57.5x	1.4x	DUTCHBANGL	52,371	1.0%	37.4	9.6x	1.6x
Tannery	2,708	2,775	-66.96	-2.41%	6	29,368	0.6%	128.3	0.6%	NM	3.0x	BEACONPHAR	51,259	1.0%	39.6	50.8x	9.8x
Jute	10,076	10,544	-467.21	-4.43%	3	2,427	0.0%	44.2	0.2%	NM	17.6x	SUMITPOWER	49,870	1.0%	90.6	8.9x	1.4x
Ceramics	744	766	-21.72	-2.84%	5	35,496	0.7%	245.9	1.2%	40.4x	2.3x	ISLAMIBANK	48,461	0.9%	15.0	10.0x	0.8x
Miscellaneous	4,460	4,445	+14.94	+0.34%	14	226,549	4.4%	1,383.4	6.8%	29.9x	2.2x	TITASGAS	43,328	0.8%	36.6	12.0x	0.6x
												OLYMPIC	40,848	0.8%	77.5	19.7x	4.6x

Top Ten Gainers	Close Price (BDT)	Δ%	Turnover (BDT Mn)	PE	PB
MEGCONMILK	25.5	+9.4%	10.0	NM	NM
MEGHNAPE	31.6	+8.2%	5.1	NM	NM
MEGHNALIFE	116.4	+6.3%	188.6	NM	NM
SONALIPAPR	440.5	+5.9%	148.4	NM	1.4x
UNIONCAP	15.0	+5.6%	40.3	NM	3.6x
METROSPIN	31.4	+5.0%	169.8	36.2x	2.0x
NHFIL	82.5	+4.4%	314.1	25.5x	4.7x
DSHGARME	258.9	+3.9%	39.0	NM	13.5x
DELTALIFE	156.9	+3.3%	218.9	NM	NM
ICB	133.6	+3.0%	76.1	52.3x	2.4x

Top Ten Losers	Close Price (BDT)	Δ%	Turnover (BDT Mn)	PE	PB
TAMIJTEX	162.9	-9.7%	4.0	NM	2.0x
ALLTEX	19.1	-8.2%	10.9	NM	1.6x
PAPERPROC	198.3	-8.2%	36.9	NM	7.2x
JUTESPINN	166.9	-7.6%	1.8	NM	NM
MONOSPOOL	208.1	-7.1%	16.1	NM	5.1x
AMCL(PRAN)	297.0	-6.3%	32.9	51.7x	3.5x
PHARMAID	620.8	-5.7%	121.1	41.7x	6.9x
LINDEBD	1,601.3	-5.7%	167.0	18.4x	4.5x
APEXTANRY	125.9	-5.2%	5.6	NM	2.0x
BDLAMPS	236.0	-5.2%	47.2	NM	3.1x

Top Twenty Free Float Mcap	Free Float Mcap (BDT Mn)	% of Total Free Float Mcap	PE	PB
SQURPHARMA	140,303	7.3%	14.8x	2.5x
BATBC	93,197	4.9%	26.1x	9.5x
BEXIMCO	72,667	3.8%	28.8x	1.6x
RENATA	69,316	3.6%	30.9x	5.8x
BXPBARMA	68,556	3.6%	21.5x	2.8x
GP	51,271	2.7%	14.0x	10.3x
BRACBANK	36,523	1.9%	11.7x	1.3x
BEACONPHAR	35,880	1.9%	50.8x	9.8x
LHBL	30,765	1.6%	23.8x	4.7x
EBL	27,306	1.4%	7.5x	1.3x
OLYMPIC	24,778	1.3%	19.7x	4.6x
ISLAMIBANK	23,591	1.2%	10.0x	0.8x
ROBI	21,941	1.1%	NM	3.4x
CITYBANK	20,701	1.1%	5.6x	1.0x
NBL	19,109	1.0%	8.9x	0.5x
SUMITPOWER	18,347	1.0%	8.9x	1.4x
PUBALIBANK	17,823	0.9%	6.8x	0.7x
IFIC	17,505	0.9%	15.1x	0.9x
UPGDCL	17,437	0.9%	18.1x	5.8x
ALARABANK	16,157	0.8%	12.1x	1.2x

Most Traded Share	Close Price (BDT)	Δ%	Turnover (BDT Mn)	PE	PB
LANKABAFIN	42.1	+1.0%	1,115.4	17.7x	2.3x
BEXIMCO	119.4	+1.8%	894.9	28.8x	1.6x
BXPBARMA	220.1	-2.0%	708.5	21.5x	2.8x
PTL	63.4	+2.4%	523.7	15.8x	2.4x
WALTONHIL	1,319.6	-2.1%	497.0	24.3x	4.2x
BATBC	652.5	-0.9%	394.7	26.1x	9.5x
LHBL	75.0	-1.8%	370.9	23.8x	4.7x
SAIFPOWER	34.2	+0.9%	361.8	42.7x	2.1x
IPDC	41.5	+3.0%	344.7	19.5x	2.6x
ISLAMICFIN	32.2	+2.2%	344.5	20.4x	2.2x

Block Trade	Maximum Price (BDT)	Minimum Price (BDT)	Turnover (BDT Mn)	Quantity ('000)	No. of Trade
ABBANK	16.4	16.4	8.2	500	1
ADNTEL	80.5	75.6	103.8	1,370	4
AIL	57.1	53.0	6.8	121	3
ALIF	17.3	17.3	3.5	200	1
ANWARGALV	420.0	420.0	1.3	3	1
APEXSPINN	166.7	166.7	0.5	3	1
ATCSLGF	11.0	11.0	52.8	4,800	1
BARKAPOW	31.4	31.4	3.6	116	1
BBSCABLES	74.0	74.0	0.9	12	1
BDFINANCE	70.7	60.0	22.4	320	7

Block Trade	Maximum Price (BDT)	Minimum Price (BDT)	Turnover (BDT Mn)	Quantity ('000)	No. of Trade
BEXIMCO	117.0	105.6	3.2	29	2
BNICL	145.0	145.0	2.5	17	2
BPPL	47.8	47.8	0.6	13	1
BXPHARMA	227.0	223.1	10.6	47	3
CITYBANK	28.9	28.9	8.7	300	1
CONFIDCEM	172.0	172.0	0.5	3	1
DAFODILCOM	70.0	70.0	0.8	12	1
DELTALIFE	150.5	150.0	26.3	175	3
DHAKABANK	16.3	16.3	0.7	40	1
DOMINAGE	42.0	37.1	5.6	145	2
DOREENPWR	88.8	88.8	0.9	10	1
DSSL	22.0	22.0	0.7	31	1
EHL	61.5	59.9	7.2	117	3
ESQUIRENIT	41.0	40.4	2.0	50	2
FORTUNE	63.4	62.1	5.3	85	4
FUWANGFOOD	22.4	22.4	0.7	30	1
GBBPOWER	52.7	52.7	2.1	40	2
GENEXIL	118.5	115.0	95.9	834	5
ABBANK	382.7	382.7	19.1	50	2
HRTEX	91.1	91.1	0.6	6	1
IFIC	17.9	16.4	13.3	796	3
ILFSL	10.5	10.5	0.8	74	1
INDEXAGRO	130.5	130.5	0.7	5	1
ISLAMICFIN	33.8	31.4	2.7	82	2
ISLAMIINS	78.8	78.8	3.9	50	1
LANKABAFIN	38.0	38.0	7.6	200	3
LHBL	78.8	78.8	0.6	8	1
MEGHNALIFE	116.0	116.0	0.6	5	1
MIRAKHTER	100.0	100.0	10.0	100	1
MJLBD	101.0	101.0	2.0	20	1
NEWLINE	31.8	31.8	0.5	16	1
<b>Total</b>			<b>508.581</b>	<b>50</b>	<b>109</b>

**Important DSE News**
**SONARBAINS**

Consolidated EPS was Tk. 0.46 for April-June 2021 as against Tk. 0.51 for April-June 2020; Consolidated EPS was Tk. 1.85 for January-June 2021 as against Tk. 1.71 for January-June 2020. Consolidated NOCFPS was Tk. 2.76 for January-June 2021 as against Tk. 0.74 for January-June 2020. Consolidated NAV per share was Tk. 21.60 as on June 30, 2021, and Tk. 19.62 as on June 30, 2020.

The Company has also informed that the Company has obtained a Trading Right Entitlement Certificate (TREC) License from DSE named SBI Securities Limited as its subsidiary organization. Sonar Bangla Insurance Limited hold 52% Shares being Parent Company of SBI Securities Limited.

**BSCCL**

The Company has informed that the Board of Directors has given approval under the project titled 'Installation of Third Submarine Cable for Expansion of International Telecommunication System of Bangladesh', for drafting of Construction and Maintenance Contract (C&MA) by SMW-6 Consortium II & ASC and signing of Supply Contract with the contractor selected by the consortium.

The Company has also informed that out of the total estimated cost of the project BDT 69,316.71 lac, the government will invest BDT 39,233.67 lac and BSCCL will invest BDT 30,083.04 lac.

**CENTRALINS**

Alhaj Md. Shahjahan, one of the Sponsors of the company, has further reported that he has completed his transfer of 9,89,208 shares of the Company to his son Mr. Sarwar Jahan, by way of gift outside the trading system of the Exchange as per declaration disseminated on 02.09.2021.

**EASTLAND**

Mr. Mohammad Hannan, one of the Sponsors of the company, has further reported that he has completed his transfer of entire shareholding 46,593 shares of the Company to his wife Afifa Hannan (General Shareholder), by way of gift outside the trading system of the Exchange as per declaration disseminated on 07.09.2021.

**Upcoming Corporate Events**

DSE Ticker	Right Share	Dividend		Event	Date
		Stock	Cash		
EIL	-	0.0%	2.0%	Record Date	07-Oct-21

**Disclaimer:** This report has been prepared by BRAC EPL Stock Brokerage Ltd and is provided for information purposes. It is not, under any circumstances, to be used or considered as an offer to sell, or a solicitation of any offer to buy. Reasonable care has been taken to ensure that the information is not untrue and misleading. BRAC EPL Stock Brokerage Ltd makes no representation or warranty as to the accuracy or completeness of such information. All opinions and estimates included in this report constitute our judgment as of this date and are subject to change without notice.