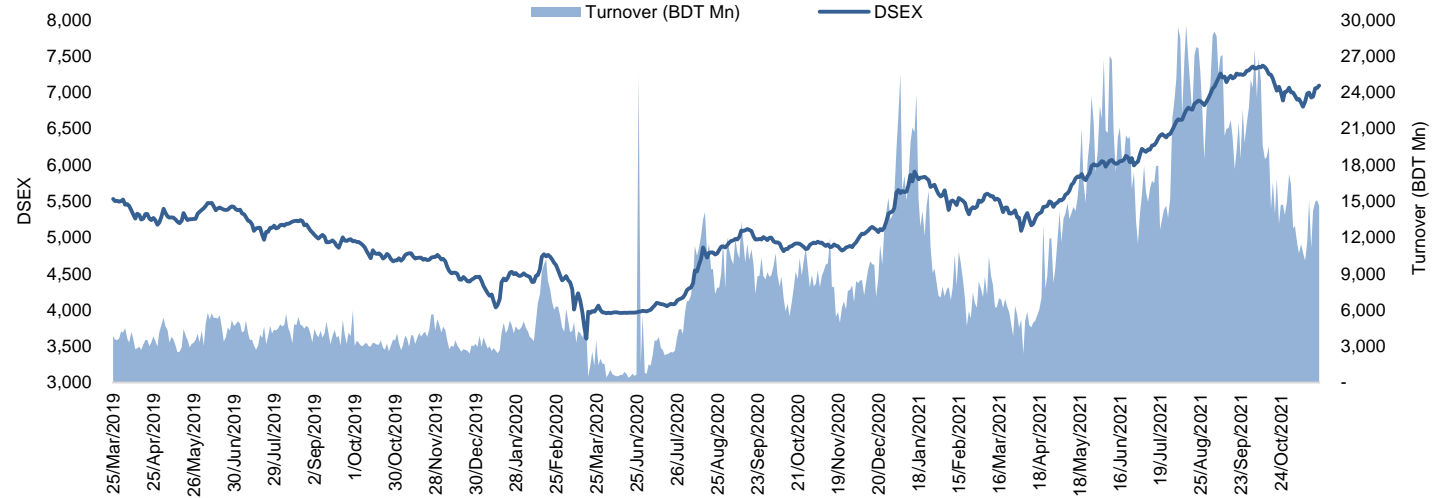


**Daily Market Update**

The market closed in green today. The benchmark index DSEX (+0.44%) gained 31.04 points and closed at 7,091.82. The blue-chip index DS30 (+0.43%), the Shariah-based index DSES (-0.26%), and the large-cap index CDSET (+0.41%) closed at 2,694.95, 1,480.33, and 1,446.97 points, respectively. Large-cap sectors posted mixed performance today. Food & Allied booked the highest gain of 2.21% followed by Bank (+2.18%), Engineering (+0.17%). Fuel & Power experienced the highest loss of 0.84% followed by Pharmaceutical (-0.29%), NBF1 (-0.26%), Telecommunication (-0.13%). Block trades contributed 0.6% of the overall market turnover. Bangladesh Export Import Company Ltd. (+0.8%) was the most traded share with a turnover of BDT 1.550 million.



Index	Closing	Opening	Point Δ	%Δ	YTD %Δ
DSEX	7,091.82	7,060.78	+31.04	+0.44%	+31.3%
DS30	2,694.95	2,683.30	+11.65	+0.43%	+37.2%
DSES	1,480.33	1,484.15	-3.82	-0.26%	+19.2%
CDSET	1,446.97	1,441.10	+5.87	+0.41%	+28.8%

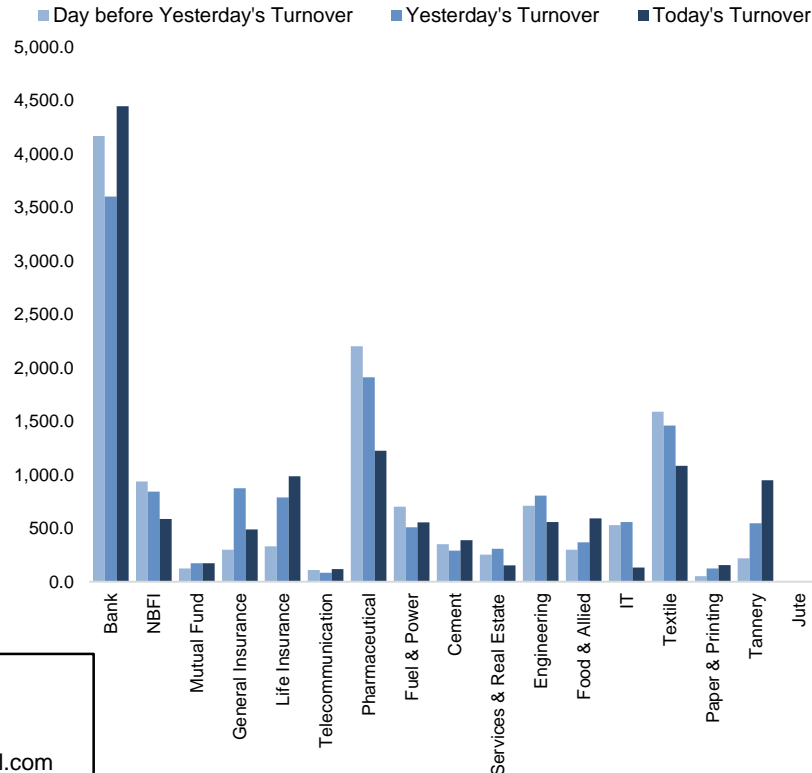
	Advanced	Declined	Unchanged	Total
All Category	152	159	30	341
A Category (Equity)	115	116	20	251
B Category (Equity)	20	25	6	51
N Category (Equity)	5	5	0	10
Z Category (Equity)	12	13	4	29
Mutual Funds	19	4	13	36
Corporate Bonds	0	1	1	2

		Today	Last Day	Daily %Δ
Mcap	Mn BDT	5,610,786	5,591,249	+0.3%
	Mn USD	65,854	65,625	
Turnover	Mn BDT	14,610	15,070	-3.1%
	Mn USD	171	177	
Volume	Mn Shares	403	385	+4.9%
No. of Trade		197,321	212,780	-7.3%

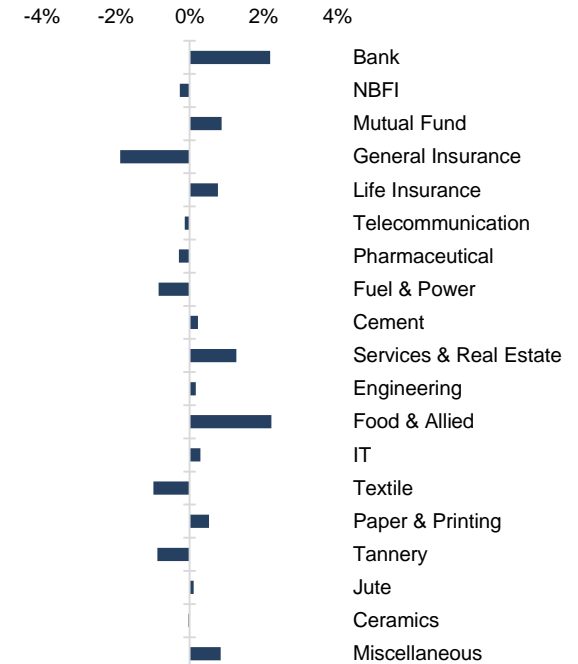
**Anika Mafiz**  
Research Analyst  
(880) 1708805206  
anika.mafiz@bracepl.com

**Fahim Hassan**  
Research Associate  
(880) 1709636546  
fahim.hassan@bracepl.com

**Figure: Sectorial Turnover (BDT)**



**Figure: Sectorial Mcap Change**



**Market PE 17.4x**  
**Market PB 2.0x**

Sector Index	Closing	Opening	Points Δ	%Δ	No. of Companies	Mcap (BDT Mn)	% of Total Mcap	Turnover (BDT Mn)	% of Total Turnover	PE	PB	Top Twenty Market Cap	Mcap (BDT Mn)	% of Total Mcap	Turnover (BDT Mn)	PE	PB
Bank	1,756	1,719	+37.43	+2.18%	32	790,493	15.8%	4,445.3	31.1%	8.8x	0.9x	GP	486,918	9.7%	15.0	13.4x	11.7x
NBFI	2,381	2,388	-6.31	-0.26%	23	237,284	4.7%	587.9	4.1%	23.1x	4.2x	WALTONHIL	352,760	7.1%	4.7	23.2x	3.8x
Mutual Fund	966	958	+8.27	+0.86%	37	43,979	0.9%	172.8	1.2%	NM	0.9x	BATBC	343,062	6.9%	293.3	25.0x	8.5x
General Insurance	5,504	5,609	-105.29	-1.88%	39	129,960	2.6%	488.6	3.4%	20.7x	2.2x	ROBI	203,232	4.1%	34.2	88.5x	3.1x
Life Insurance	3,067	3,044	+23.38	+0.77%	13	81,909	1.6%	984.9	6.9%	NM	NM	SQURPHARMA	199,363	4.0%	123.7	11.7x	2.1x
Telecommunication	5,968	5,976	-8.01	-0.13%	3	719,866	14.4%	119.3	0.8%	17.7x	6.2x	UPGDCL	156,750	3.1%	62.8	14.4x	4.4x
Pharmaceutical	3,972	3,984	-11.68	-0.29%	32	734,563	14.7%	1,223.3	8.5%	19.4x	2.7x	BEXIMCO	153,268	3.1%	1,550.3	15.2x	2.1x
Fuel & Power	1,818	1,833	-15.44	-0.84%	23	488,466	9.8%	553.6	3.9%	12.1x	1.3x	RENATA	141,538	2.8%	65.9	27.2x	5.2x
Cement	2,659	2,653	+6.02	+0.23%	7	140,796	2.8%	389.0	2.7%	19.5x	2.9x	ICB	100,002	2.0%	12.3	86.8x	2.3x
Services & Real Estate	1,410	1,393	+17.66	+1.27%	8	51,879	1.0%	154.0	1.1%	NM	1.0x	BXPHARMA	96,539	1.9%	90.6	17.5x	2.5x
Engineering	4,771	4,763	+8.05	+0.17%	42	572,141	11.4%	556.8	3.9%	19.0x	2.1x	LHBL	95,929	1.9%	347.5	24.3x	5.0x
Food & Allied	26,094	25,529	+565.15	+2.21%	20	443,055	8.9%	591.7	4.1%	30.3x	8.9x	BERGERPBL	81,491	1.6%	4.8	26.2x	6.8x
IT	3,543	3,533	+10.43	+0.30%	11	42,935	0.9%	132.8	0.9%	36.7x	3.1x	BRACBANK	81,442	1.6%	309.6	14.2x	1.7x
Textile	1,608	1,624	-15.88	-0.98%	58	167,126	3.3%	1,082.8	7.6%	35.5x	1.0x	MARICO	72,482	1.4%	13.2	22.0x	30.8x
Paper & Printing	8,197	8,154	+42.64	+0.52%	6	22,291	0.4%	156.5	1.1%	NM	1.6x	DUTCHBANGL	56,419	1.1%	188.0	9.6x	1.6x
Tannery	3,444	3,474	-30.26	-0.87%	6	35,899	0.7%	947.7	6.6%	NM	3.6x	ISLAMIBANK	52,647	1.1%	22.9	9.8x	0.8x
Jute	8,608	8,598	+9.57	+0.11%	3	1,948	0.0%	7.4	0.1%	NM	19.6x	BEACONPHAR	51,652	1.0%	42.5	51.2x	9.8x
Ceramics	662	662	-0.22	-0.03%	5	31,200	0.6%	56.2	0.4%	31.7x	2.0x	SUMITPOWER	41,540	0.8%	32.3	7.8x	1.1x
Miscellaneous	5,234	5,190	+43.69	+0.84%	14	265,808	5.3%	1,660.4	11.6%	19.1x	2.4x	POWERGRID	39,770	0.8%	96.3	12.0x	0.4x
												EBL	37,868	0.8%	9.4	7.0x	1.2x

Top Ten Gainers	Close Price (BDT)	Δ%	Turnover (BDT Mn)	PE	PB
TUNGHAI	6.6	+10.0%	8.2	NM	0.6x
SKICL	25.6	+9.9%	0.2	61.1x	1.4x
ONEBANKLTD	14.7	+9.7%	436.1	7.5x	0.8x
ACMEPL	16.0	+9.6%	0.0	7.5x	0.8x
AFCAGRO	32.0	+9.6%	80.2	NM	1.8x
REGENTTEX	11.7	+9.3%	15.8	NM	0.4x
PENINSULA	34.7	+8.8%	75.4	84.6x	1.1x
RAHIMAFOOD	333.3	+8.7%	44.4	NM	35.7x
1STPRIMFMF	24.0	+8.1%	44.9	NM	2.3x
STYLECRAFT	112.3	+7.9%	17.9	NM	5.6x

Top Ten Losers	Close Price (BDT)	Δ%	Turnover (BDT Mn)	PE	PB
KTL	34.3	-9.7%	107.4	34.2x	2.0x
MATINSPINN	63.1	-6.8%	54.0	7.8x	1.1x
JUTESPINN	110.6	-6.5%	0.2	NM	NM
SAIHAMCOT	16.0	-6.4%	16.5	34.0x	0.4x
ALIF	16.2	-5.3%	188.4	36.7x	1.2x
MJLBD	91.0	-5.1%	12.6	11.0x	2.2x
SALVOCHEM	54.7	-5.0%	104.0	79.7x	4.1x
AIL	46.7	-4.7%	11.3	32.2x	2.2x
BDTHAI	20.1	-4.3%	35.9	18.0x	0.7x
HFL	31.4	-4.3%	93.9	NM	0.8x

Top Twenty Free Float Mcap	Free Float Mcap (BDT Mn)	% of Total Free Float Mcap	PE	PB
SQURPHARMA	130,443	6.9%	11.7x	2.1x
BEXIMCO	106,445	5.6%	15.2x	2.1x
BATBC	90,740	4.8%	25.0x	8.5x
RENATA	69,099	3.6%	27.2x	5.2x
BXPHARMA	67,403	3.6%	17.5x	2.5x
GP	48,692	2.6%	13.4x	11.7x
BRACBANK	43,783	2.3%	14.2x	1.7x
BEACONPHAR	36,155	1.9%	51.2x	9.8x
LHBL	33,882	1.8%	24.3x	5.0x
EBL	26,440	1.4%	7.0x	1.2x
ISLAMIBANK	25,629	1.4%	9.8x	0.8x
IFIC	22,875	1.2%	17.5x	1.2x
CITYBANK	20,845	1.1%	6.9x	1.0x
PUBALIBANK	20,360	1.1%	5.6x	0.7x
ROBI	20,222	1.1%	88.5x	3.1x
OLYMPIC	19,854	1.0%	17.4x	3.4x
NBL	18,442	1.0%	7.3x	0.5x
DELTALIFE	18,261	1.0%	NM	NM
ORIONPHARM	17,095	0.9%	30.7x	1.3x
ALARABANK	16,961	0.9%	10.5x	1.2x

Most Traded Share	Close Price (BDT)	Δ%	Turnover (BDT Mn)	PE	PB
BEXIMCO	174.9	+0.8%	1,550.3	15.2x	2.1x
FORTUNE	109.5	-1.4%	938.7	47.0x	7.4x
DELTALIFE	232.9	+5.1%	892.5	NM	NM
IFIC	21.3	+1.4%	783.3	17.5x	1.2x
NRBCBANK	38.2	+1.1%	771.7	14.9x	2.4x
ONEBANKLTD	14.7	+9.7%	436.1	7.5x	0.8x
ORIONPHARM	107.4	+0.6%	416.0	30.7x	1.3x
LHBL	82.6	+0.9%	347.5	24.3x	5.0x
BRACBANK	58.5	+1.7%	309.6	14.2x	1.7x
MERCANBANK	19.5	+3.2%	305.8	5.0x	0.8x

Block Trade	Maximum Price (BDT)	Minimum Price (BDT)	No. of Trade	Quantity ('000)	Turnover (BDT Mn)
FORTUNE	119.9	107.7	12.0	675	73.97
DELTALIFE	227.0	205.1	12.0	234	51.93
ICB	135.0	135.0	6.0	265	35.78
KTL	41.8	38.0	9.0	864	34.16
SPCL	115.2	107.0	3.0	110	12.11
MAKSONSPIN	26.6	23.9	2.0	497	11.99
BEACONPHAR	229.0	229.0	1.0	51	11.58
BSC	51.8	51.8	1.0	200	10.36
BATBC	633.0	633.0	1.0	13	7.98
SHEPHERD	35.0	32.2	4.0	192	6.40

\*NBFI Sector PE calculation methodology has been modified to reflect positive earnings only.

Block Trade	Maximum Price (BDT)	Minimum Price (BDT)	Turnover (BDT Mn)	Quantity ('000)	No. of Trade
FORTUNE	119.9	107.7	74.0	675	12
DELTALIFE	227.0	205.1	51.9	234	12
ICB	135.0	135.0	35.8	265	6
KTL	41.8	38.0	34.2	864	9
SPCL	115.2	107.0	12.1	110	3
MAKSONSPIN	26.6	23.9	12.0	497	2
BEACONPHAR	229.0	229.0	11.6	51	1
BSC	51.8	51.8	10.4	200	1
BATBC	633.0	633.0	8.0	13	1
SHEPHERD	35.0	32.2	6.4	192	4
NBL	8.3	8.3	5.9	715	4
RENATA	1,320.1	1,316.0	5.1	4	3
PENINSULA	34.0	34.0	4.8	140	2
SONALIPAPR	626.0	613.0	3.9	6	3
AIL	53.8	53.8	3.8	70	2
ONEBANKLTD	14.7	13.2	2.9	210	4
IBP	21.5	20.9	2.7	127	2
GPHISPAT	63.1	63.1	1.8	29	1
SALVOCHEM	59.0	59.0	1.7	29	2
BRACBANK	60.0	60.0	1.5	25	1
RAHIMAFOOD	306.5	306.5	1.3	4	1
KEYACOSMET	7.4	7.4	1.3	180	1
<b>Total</b>			<b>299.7</b>		<b>88</b>

**Upcoming Corporate Events**

DSE Ticker	Right Share	Dividend		Event	Date
		Stock	Cash		
KDS Accessories Limited	-	0.0%	15.0%	Record Date	21-Nov-21
Agni Systems Ltd.	-	0.0%	3.5%	Record Date	21-Nov-21
Runner Automobiles Limited	-	0.0%	10.0%	Record Date	21-Nov-21
Al-Haj Textile Mills Limited	-	0.0%	1.0%	Record Date	21-Nov-21
Agricultural Marketing Company Ltd. (Pran)	-	0.0%	32.0%	Record Date	21-Nov-21
aamra technologies limited	-	10.0%	0.0%	Record Date	21-Nov-21
aamra networks limited	-	10.0%	0.0%	Record Date	21-Nov-21
Daffodil Computers Ltd.	-	0.0%	6.0%	Record Date	21-Nov-21
Rangpur Foundry Ltd.	-	0.0%	23.0%	Record Date	21-Nov-21
Olympic Accessories Limited	-	0.0%	1.0%	Record Date	21-Nov-21
Apex Spinning & Knitting Mills Limited	-	0.0%	20.0%	Record Date	21-Nov-21
Apex Foods Limited	-	0.0%	20.0%	Record Date	21-Nov-21
IFAD Autos Limited	-	0.0%	11.0%	Record Date	21-Nov-21
Indo-Bangla Pharmaceuticals Limited	-	3.0%	4.0%	Record Date	21-Nov-21
Kohinoor Chemicals Company (Bangladesh) Lt	-	15.0%	35.0%	Record Date	21-Nov-21
Aman Feed Limited	-	0.0%	15.0%	Record Date	21-Nov-21

**Important DSE News**
**ILFSL**

The Board of Directors has recommended No Dividend for the year ended on December 31, 2020. Date of AGM: 30.12.2021, Time: will be notified later, Venue: Digital Platform. Record Date: 08.12.2021. The Company has also reported Consolidated EPS of Tk. (31.30), Consolidated NAV per share of Tk. (144.93) and Consolidated NOCFPS of Tk. (7.04) for the year ended on December 31, 2020 as against Tk. (126.36), Tk. (113.63) and NOCFPS of Tk. (9.23) respectively for the same period of the previous year.

**(Q1 Un-audited):** Consolidated EPS was Tk. (2.33) for January-March 2021 as against Tk. (4.42) for January-March 2020. Consolidated NOCFPS was Tk. (0.00) for January-March 2021 as against Tk. (6.15) for January-March 2020. Consolidated NAV per share was Tk. (147.26) as on March 31, 2021 and Tk. (144.93) as on March 31, 2020. The Company has further informed that net loss after tax has been decreased by BDT 38.80 crore compared to last year.

**(Q2 Un-audited):** Consolidated EPS was Tk. (2.26) for April-June 2021 as against Tk. (2.96) for April-June 2020; Consolidated EPS was Tk. (4.59) for January-June 2021 as against Tk. (7.38) for January-June 2020. Consolidated NOCFPS was Tk. 0.44 for January-June 2021 as against Tk. (6.05) for January-June 2020. Consolidated NAV per share was Tk. (149.52) as on June 30, 2021 and Tk. (144.93) as on December 31, 2020.

**(Q3 Un-audited):** Consolidated EPS was Tk. (3.12) for July-September, 2021 as against Tk. (4.00) for July-September, 2020; Consolidated EPS was Tk. (7.71) for January-September, 2021 as against Tk. (11.38) for January-September, 2020. Consolidated NOCFPS was Tk. 0.52 for January-September, 2021 as against Tk. (7.54) for January-September, 2020. Consolidated NAV per share was Tk. (152.64) as on September 30, 2021 and Tk. (144.93) as on December 31, 2020.

**PHOENIXFIN**

Alpha Credit Rating Limited (AlphaRating) has rated the Company as "A+" in the long term and "ST-2" in the short term along with a stable outlook based on audited financial statements of the Company as on December 31, 2020 and relevant qualitative information till November 16, 2021.

**AMBEEPHA**

As per Regulation 16(1) of the Dhaka Stock Exchange (Listing) Regulations, 2015, the Company has informed that a meeting of the Board of Directors will be held on November 22, 2021 at 3:00 PM to consider, among others, un-audited financial statements of the Company for the First Quarter (Q1) period ended on September 30, 2021.

**REGENTTEX**

As per Regulation 19(1) of the Dhaka Stock Exchange (Listing) Regulations, 2015, the Company has informed that a meeting of the Board of Directors will be held on November 21, 2021 at 3:00 PM to consider, among others, audited financial statements of the Company for the year ended on June 30, 2021.

**RENATA**

Zahida Fizza Kabir, one of the Nominated Directors (Nominated by Sajida Foundation) of the Company, has expressed her intention to buy 3,700 shares of the Company at prevailing market price (in the Public Market) through Stock Exchange (DSE) within next 30 working days.

**Disclaimer:** This report has been prepared by BRAC EPL Stock Brokerage Ltd and is provided for information purposes. It is not, under any circumstances, to be used or considered as an offer to sell, or a solicitation of any offer to buy. Reasonable care has been taken to ensure that the information is not untrue and misleading. BRAC EPL Stock Brokerage Ltd makes no representation or warranty as to the accuracy or completeness of such information. All opinions and estimates included in this report constitute our judgment as of this date and are subject to change without notice.