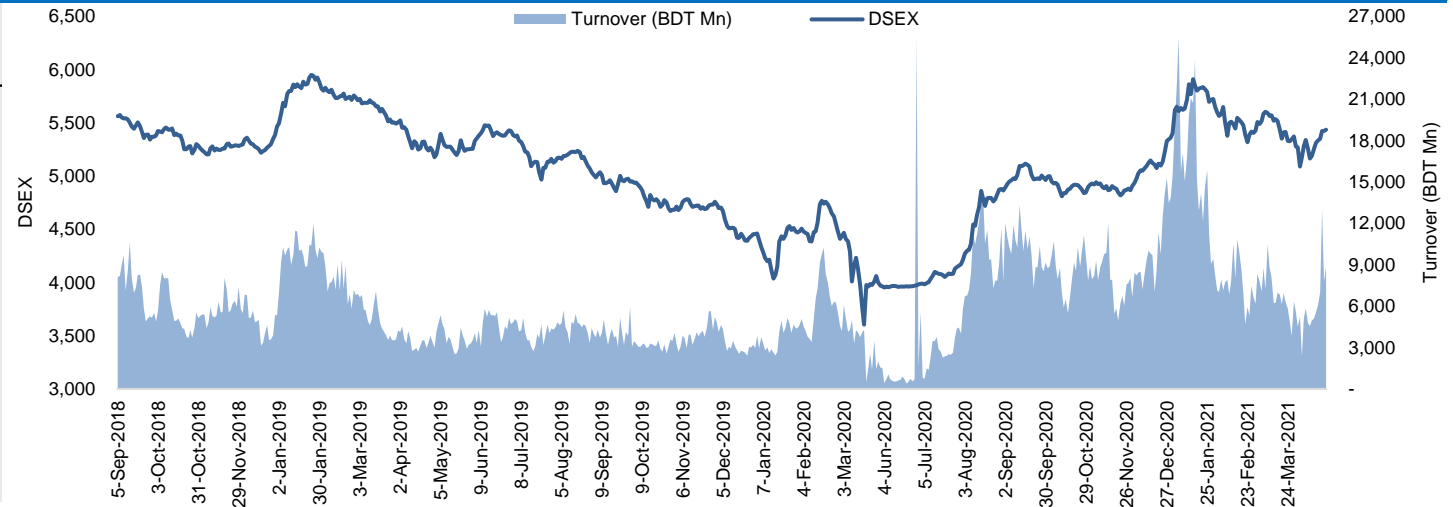


## Daily Market Update

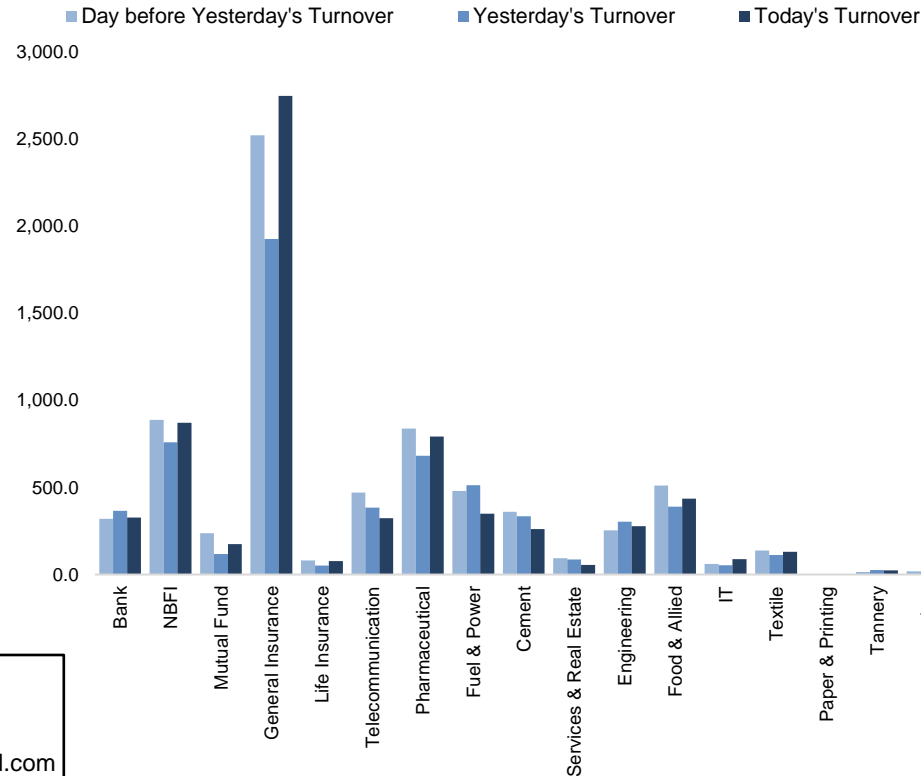
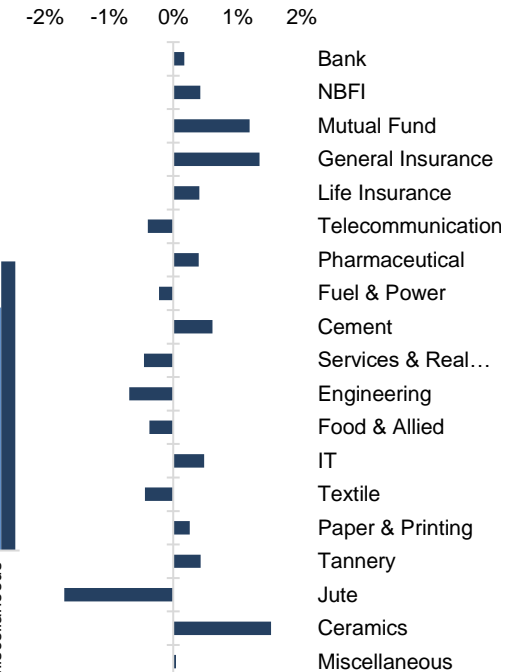
The market closed in green today. The benchmark index DSEX (+0.22%) gained 11.81 points and closed at 5,435.03. The blue-chip index DS30 (+0.19%), the Shariah-based index DSES (+0.32%), and the large-cap index CDSET (+0.08%) closed at 2,087.55, 1,237.39, and 1,169.52 points, respectively. Large-cap sectors posted mixed performance today. NBFi booked the highest gain of 0.42% followed by Pharmaceutical (+0.40%), and Bank (+0.17%). Engineering experienced the highest loss of 0.68% followed by Telecommunication (-0.40%), Food & Allied (-0.37%), and Fuel & Power (-0.22%). Block trades contributed 0.7% of the overall market turnover. Bangladesh Export Import Company Ltd. (-0.5%) was the most traded share with a turnover of BDT 1,542 million.



Index	Closing	Opening	Point Δ	%Δ	YTD %Δ
DSEX	5,435.03	5,423.22	+11.81	+0.22%	+0.6%
DS30	2,087.55	2,083.50	+4.05	+0.19%	+6.3%
DSES	1,237.39	1,233.49	+3.90	+0.32%	-0.4%
CDSET	1,169.52	1,168.62	+0.90	+0.08%	+4.1%

	Advanced	Declined	Unchanged	Total
All Category	143	136	76	355
A Category (Equity)	106	97	56	259
B Category (Equity)	22	19	15	56
N Category (Equity)	3	8	0	11
Z Category (Equity)	12	12	5	29
Mutual Funds	24	2	11	37
Corporate Bonds	0	0	0	0

	Today	Last Day	Daily %Δ	
Mcap	Mn BDT	4,683,168	4,685,197	-0.0%
	Mn USD	55,122	55,146	
Turnover	Mn BDT	8,833	7,767	+13.7%
	Mn USD	104	91	
Volume	Mn Shares	229	199	+15.3%
No. of Trade		150,287	131,887	+14.0%

**Figure: Sectorial Turnover (BDT Mn)**

**Figure: Sectorial Mcap Change**


Market PE 18.6x  
 Market PB 1.8x

<b>Md. Rafiqul Islam</b> Research Associate (880) 1708805229 mrafiqulislam@bracepl.com	<b>Md Mahirul Quddus</b> Research Associate (880) 1709636546 mmahirul.quddus@bracepl.com
---	---

Sector Index	Closing	Opening	Points Δ	%Δ	No. of Companies	Mcap (BDT Mn)	% of Total Mcap	Turnover (BDT Mn)	% of Total Turnover	PE	PB	Top Twenty Market Cap	Mcap (BDT Mn)	% of Total Mcap	Turnover (BDT Mn)	PE	PB
Bank	1,278	1,275	+2.20	+0.17%	31	552,066	13.5%	327.2	3.7%	7.1x	0.7x	GP	455,051	11.1%	26.9	12.8x	10.8x
NBFI	1,844	1,837	+7.79	+0.42%	23	181,199	4.4%	869.7	9.9%	54.2x	3.0x	WALTONHIL	360,394	8.8%	41.4	47.2x	6.8x
Mutual Fund	875	865	+10.32	+1.19%	37	39,502	1.0%	174.4	2.0%	NM	0.8x	BATBC	282,744	6.9%	229.0	26.0x	2.8x
General Insurance	4,053	3,999	+53.90	+1.35%	38	104,831	2.6%	2,745.5	31.3%	21.8x	2.0x	ROBI	238,850	5.8%	271.4	NM	3.6x
Life Insurance	2,026	2,018	+8.18	+0.41%	12	55,379	1.3%	78.0	0.9%	NM	NM	SQURPHARMA	187,839	4.6%	143.5	13.2x	2.3x
Telecommunication	6,143	6,168	-24.37	-0.40%	3	721,753	17.6%	323.5	3.7%	18.9x	6.3x	UPGDCL	157,967	3.9%	21.9	19.5x	5.7x
Pharmaceutical	3,340	3,327	+13.16	+0.40%	31	608,501	14.8%	791.9	9.0%	21.4x	2.6x	RENATA	119,364	2.9%	17.5	27.0x	5.2x
Fuel & Power	1,640	1,644	-3.64	-0.22%	22	438,579	10.7%	348.0	4.0%	13.0x	1.4x	BXPHARMA	85,297	2.1%	444.3	21.3x	2.4x
Cement	1,787	1,776	+10.90	+0.61%	7	104,911	2.6%	261.1	3.0%	28.1x	2.5x	BERGERPBL	78,963	1.9%	14.9	32.0x	8.1x
Services & Real Estate	1,035	1,040	-4.73	-0.46%	8	40,223	1.0%	55.3	0.6%	NM	0.8x	ICB	75,908	1.9%	5.3	28.1x	1.7x
Engineering	4,285	4,314	-29.53	-0.68%	42	523,016	12.7%	277.3	3.2%	33.7x	2.5x	BEXIMCO	75,101	1.8%	1,541.6	NM	1.2x
Food & Allied	20,573	20,649	-76.73	-0.37%	20	372,237	9.1%	434.7	5.0%	33.8x	3.3x	LHBL	67,011	1.6%	216.6	28.4x	3.9x
IT	2,115	2,105	+10.13	+0.48%	11	25,113	0.6%	88.8	1.0%	25.0x	1.9x	MARICO	64,972	1.6%	4.1	21.6x	38.7x
Textile	905	909	-3.99	-0.44%	56	94,388	2.3%	131.0	1.5%	NM	0.6x	BRACBANK	56,482	1.4%	8.2	12.8x	1.2x
Paper & Printing	5,176	5,163	+13.32	+0.26%	4	14,581	0.4%	2.5	0.0%	57.9x	1.0x	SUMITPOWER	46,987	1.1%	91.7	8.6x	1.4x
Tannery	1,672	1,665	+7.09	+0.43%	6	18,245	0.4%	23.1	0.3%	NM	1.8x	ISLAMIBANK	45,724	1.1%	5.2	8.1x	0.7x
Jute	9,309	9,470	-160.84	-1.70%	3	2,295	0.1%	19.3	0.2%	NM	14.7x	OLYMPIC	33,370	0.8%	1.5	16.3x	4.0x
Ceramics	515	507	+7.72	+1.52%	5	26,141	0.6%	159.1	1.8%	66.3x	1.7x	UNILEVERCL	33,306	0.8%	2.5	62.9x	22.5x
Miscellaneous	3,569	3,568	+1.60	+0.04%	14	180,038	4.4%	1,658.6	18.9%	50.5x	1.9x	TITASGAS	32,150	0.8%	2.2	9.4x	0.5x
												EBL	31,985	0.8%	11.7	7.7x	1.1x

Top Ten Gainers	Close Price (BDT)	Δ%	Turnover (BDT Mn)	PE	PB
UNITEDINS	52.1	+9.9%	21.5	22.3x	1.5x
DHAKAINS	62.4	+9.9%	68.5	25.8x	3.1x
NFML	18.7	+9.4%	54.9	35.0x	1.4x
SPCERAMICS	27.0	+7.6%	134.4	NM	0.9x
PURABIGEN	35.9	+7.2%	210.0	31.2x	2.8x
NAHEEACP	39.0	+7.1%	38.3	22.4x	2.4x
AGRANINS	53.5	+6.6%	137.8	32.7x	3.1x
INTECH	40.0	+6.4%	21.8	NM	3.7x
ZEALBANGLA	102.8	+6.2%	0.4	NM	NM
TAKAFULINS	48.3	+5.9%	22.6	26.6x	2.6x

Top Twenty Free Float Mcap	Free Float Mcap (BDT Mn)	% of Total Free Float Mcap	PE	PB
SQURPHARMA	122,903	8.5%	13.2x	2.3x
BATBC	74,786	5.2%	26.0x	2.8x
BXPHARMA	59,554	4.1%	21.3x	2.4x
RENATA	58,274	4.1%	27.0x	5.2x
BEXIMCO	52,157	3.6%	NM	1.2x
GP	45,505	3.2%	12.8x	10.8x
BRACBANK	30,365	2.1%	12.8x	1.2x
ROBI	23,766	1.7%	NM	3.6x
LHBL	23,668	1.6%	28.4x	3.9x
EBL	22,332	1.6%	7.7x	1.1x
ISLAMIBANK	22,259	1.5%	8.1x	0.7x
OLYMPIC	20,242	1.4%	16.3x	4.0x
BEACONPHAR	18,126	1.3%	43.0x	5.4x
SUMITPOWER	17,286	1.2%	8.6x	1.4x
PUBALIBANK	16,978	1.2%	6.7x	0.6x
CITYBANK	16,618	1.2%	5.7x	0.8x
UPGDCL	15,797	1.1%	19.5x	5.7x
NBL	14,813	1.0%	6.0x	0.4x
ALARABANK	13,495	0.9%	6.4x	1.0x
LANKABAFIN	11,993	0.8%	25.4x	1.9x

Most Traded Share	Close Price (BDT)	Δ%	Turnover (BDT Mn)	PE	PB
BEXIMCO	85.7	-0.5%	1,541.6	NM	1.2x
BXPHARMA	191.2	-0.6%	444.3	21.3x	2.4x
LANKABAFIN	33.5	+4.0%	398.3	25.4x	1.9x
BDFINANCE	36.6	+1.1%	353.4	19.4x	2.1x
ROBI	45.6	-1.1%	271.4	NM	3.6x
BATBC	523.6	-0.4%	229.0	26.0x	2.8x
ASIAPACINS	71.3	-2.6%	223.8	39.3x	3.4x
LHBL	57.7	+1.1%	216.6	28.4x	3.9x
PURABIGEN	35.9	+7.2%	210.0	31.2x	2.8x
SQURPHARMA	211.9	+1.2%	143.5	13.2x	2.3x

Top Ten Losers	Close Price (BDT)	Δ%	Turnover (BDT Mn)	PE	PB
PARAMOUNT	105.2	-5.3%	77.5	21.5x	4.3x
MICEMENT	50.0	-3.7%	1.6	21.1x	1.1x
AZIZPIPES	99.6	-3.5%	19.4	NM	NM
EMERALDOIL	17.3	-3.4%	4.6	NM	1.1x
GQBALLPEN	130.4	-3.3%	7.5	NM	1.0x
GENNEXT	3.0	-3.2%	0.8	NM	0.3x
ENVOYTEX	22.3	-3.0%	0.0	26.2x	0.6x
GREENDELTA	56.1	-2.9%	12.8	12.3x	0.8x
SONALIANSH	531.3	-2.7%	19.2	NM	2.4x
FAREASTFIN	3.6	-2.7%	0.1	NM	3.1x

Block Trade	Maximum Price (BDT)	Minimum Price (BDT)	Turnover (BDT Mn)	Quantity ('000)	No. of
AGRANINS	51.0	51.0	1.0	20	1
BNICL	105.0	105.0	5.3	50	1
CRYSTALINS	48.1	48.1	0.6	12	1
DACCADYE	10.0	10.0	2.0	199	1
EASTERNINS	111.1	110.0	2.7	24	2
GENEXIL	54.6	54.6	2.5	47	1
LHBL	57.0	57.0	4.0	70	1
MAKSONSPIN	9.6	9.6	2.4	250	2
NFML	17.8	17.8	0.8	45	1
POPULARLIF	76.7	76.7	0.5	7	1

Block Trade	Maximum Price (BDT)	Minimum Price (BDT)	Turnover (BDT Mn)	Quantity ('000)	No. of Trade
PROGRESLIF	100.0	100.0	3.5	35	1
PROVATIINS	120.0	120.0	4.1	34	2
PTL	45.5	45.5	0.5	11	1
RDFOOD	25.0	25.0	10.0	400	1
RUPALIINS	33.3	33.3	2.3	70	1
SILCOPHL	24.5	22.4	16.4	725	3
SPCL	73.0	71.0	5.4	75	2
<b>Total</b>			<b>63.9</b>		<b>23</b>

**Important DSE News**
**STANDBANKL**

Dhaka Stock Exchange Limited (DSE) has accorded its consent to transfer of 18,775,032 shares of Standard Bank Limited outside the trading system of the exchange from Mr. Md. Harun Or Rashid, one of the Sponsors of Standard Bank Limited (the transferor/pledgor) to Southeast Bank Limited. (the transferee/pledgee) within 30 working days from the date of issuance of approval letter by DSE, under Regulation-47 of the Dhaka Stock Exchange (Listing) Regulations, 2015.

**RDFOOD**

Mr. Fahim Kabir, one of the Directors of the Company, has expressed his intention to buy 8,00,000 shares of the Company at prevailing market price (in the Public Market) through Stock Exchange (DSE) within April 29, 2021.

**Upcoming Corporate Events**

DSE Ticker	Right Share	Dividend		Event	Date
		Stock	Cash		
IFIC	-	5.0%	0.0%	Record Date	25-Apr-21
PRIMEBANK	-	0.0%	15.0%	Record Date	25-Apr-21
EASTLAND	-	3.0%	7.0%	Record Date	28-Apr-21
LINDEBD	-	0.0%	400.0%	Record Date	29-Apr-21
ROBI	-	0.0%	3.0%	Record Date	02-May-21
UTTARABANK	-	12.5%	12.5%	Record Date	02-May-21
LIBRAINFU	-	0.0%	5.0%	Record Date	03-May-21
BRACBANK	-	5.0%	10.0%	Record Date	04-May-21
EBL	-	17.5%	1750.0%	Record Date	05-May-21

**Disclaimer:** This report has been prepared by BRAC EPL Stock Brokerage Ltd and is provided for information purposes. It is not, under any circumstances, to be used or considered as an offer to sell, or a solicitation of any offer to buy. Reasonable care has been taken to ensure that the information is not untrue and misleading. BRAC EPL Stock Brokerage Ltd makes no representation or warranty as to the accuracy or completeness of such information. All opinions and estimates included in this report constitute our judgment as of this date and are subject to change without notice.