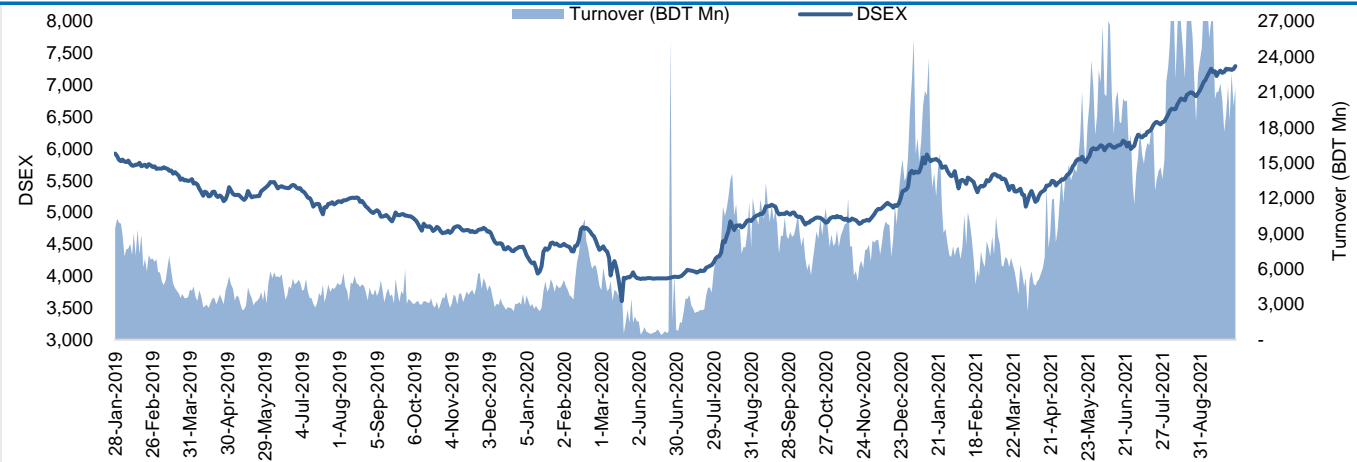


The market closed in green today. The benchmark index DSEX (+0.63%) gained 45.53 points and closed at 7,297.24. The blue-chip index DS30 (+0.58%), the Shariah-based index DSES (+0.41%), and the large-cap index CDSET (+0.43%) closed at 2,691.82, 1,585.29, and 1,446.09 points, respectively. All the large-cap sectors posted positive performance today. NBF1 booked the highest gain of 2.17% followed by Bank (+0.82%), Fuel & Power (+0.67%), Engineering (+0.43%), Pharmaceutical (+0.11%), Telecommunication (-0.05%), and Food & Allied (-0.13%), respectively. Block trades contributed 1.2% of the overall market turnover. Orion Pharma Ltd. (+2.5%) was the most traded share with a turnover of BDT 1,170 million.



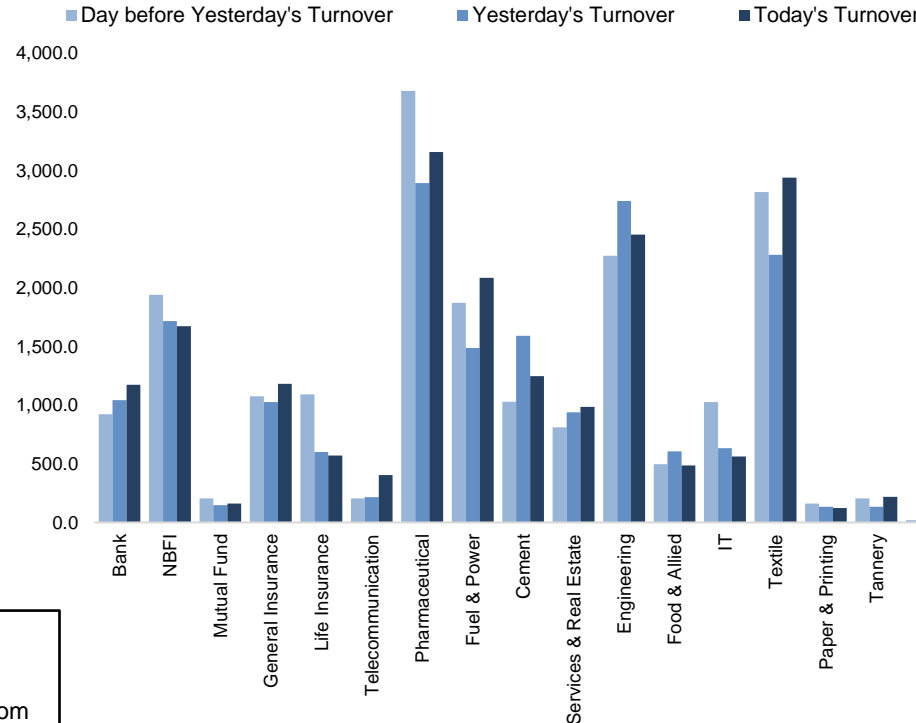
Index	Closing	Opening	Point Δ	%Δ	YTD %Δ
DSEX	7,297.24	7,251.71	+45.53	+0.63%	+35.1%
DS30	2,691.82	2,676.24	+15.58	+0.58%	+37.1%
DSES	1,585.29	1,578.77	+6.52	+0.41%	+27.6%
CDSET	1,446.09	1,439.93	+6.16	+0.43%	+28.8%

	Advanced	Declined	Unchanged	Total
All Category	164	172	39	375
A Category (Equity)	132	114	32	278
B Category (Equity)	22	31	4	57
N Category (Equity)	3	7	0	10
Z Category (Equity)	7	20	3	30
Mutual Funds	12	10	14	36
Corporate Bonds	0	2	0	2

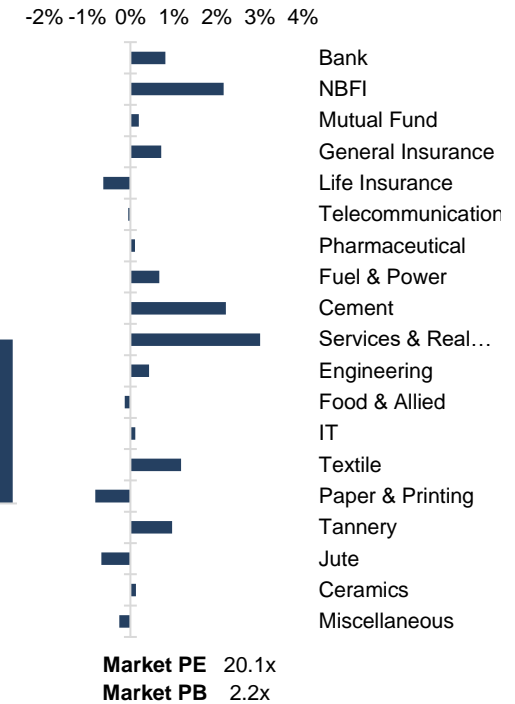
		Today	Last Day	Daily %Δ
Mcap	Mn BDT	5,794,502	5,769,130	
	Mn USD	68,011	67,713	+0.4%
Turnover	Mn BDT	21,357	19,809	+7.8%
	Mn USD	251	232	
Volume	Mn Shares	495	465	+6.4%
No. of Trade		276,027	274,457	+0.6%

<b>Nazmus Saadat, CFA</b> Research Analyst (880) 1708805229 nazmus.saadat@bracepl.com	<b>Anika Mafiz</b> Research Analyst (880) 1708805206 anika.mafiz@bracepl.com
--	---

**Figure: Sectorial Turnover (BDT Mn)**



**Figure: Sectorial Mcap Change**



Sector Index	Closing	Opening	Points Δ	%Δ	No. of Companies	Mcap (BDT Mn)	% of Total Mcap	Turnover (BDT Mn)	% of Total Turnover	PE	PB	Top Twenty Market Cap	Mcap (BDT Mn)	% of Total Mcap	Turnover (BDT Mn)	PE	PB
Bank	1,668	1,655	+13.49	+0.82%	32	730,197	13.9%	1,172.4	5.6%	8.7x	0.9x	GP	515,545	9.8%	65.4	14.1x	10.3x
NBFI	2,731	2,673	+57.95	+2.17%	23	270,302	5.2%	1,672.4	7.9%	23.5x	4.3x	WALTONHIL	394,776	7.5%	45.3	24.0x	4.2x
Mutual Fund	1,000	998	+1.96	+0.20%	37	45,759	0.9%	160.5	0.8%	NM	0.9x	BATBC	352,404	6.7%	201.7	26.1x	9.5x
General Insurance	5,810	5,769	+41.30	+0.72%	38	146,397	2.8%	1,182.1	5.6%	24.8x	2.7x	ROBI	217,898	4.2%	88.2	NM	3.3x
Life Insurance	2,910	2,928	-18.36	-0.63%	13	82,388	1.6%	571.3	2.7%	NM	NM	SQURPHARMA	216,117	4.1%	182.1	14.9x	2.5x
Telecommunication	6,514	6,517	-3.21	-0.05%	3	770,926	14.7%	404.8	1.9%	19.3x	6.3x	UPGDCL	172,343	3.3%	32.8	17.9x	5.7x
Pharmaceutical	4,200	4,196	+4.41	+0.11%	31	761,700	14.6%	3,158.2	15.0%	25.0x	3.1x	RENATA	140,579	2.7%	5.4	30.6x	5.8x
Fuel & Power	1,983	1,970	+13.18	+0.67%	23	548,816	10.5%	2,086.3	9.9%	14.5x	1.7x	BEXIMCO	120,844	2.3%	1,092.6	33.2x	1.8x
Cement	2,896	2,833	+62.83	+2.22%	7	156,984	3.0%	1,247.5	5.9%	22.8x	3.3x	ICB	113,620	2.2%	92.8	55.2x	2.6x
Services & Real Estate	1,464	1,421	+42.79	+3.01%	8	56,068	1.1%	984.1	4.7%	NM	1.2x	BXPBARMA	105,996	2.0%	487.5	23.2x	3.0x
Engineering	5,299	5,276	+22.79	+0.43%	42	643,849	12.3%	2,453.6	11.6%	23.7x	2.5x	LHBL	99,297	1.9%	1,112.4	27.1x	5.4x
Food & Allied	25,854	25,887	-33.11	-0.13%	20	460,587	8.8%	484.7	2.3%	34.3x	9.9x	BERGERPBL	84,185	1.6%	12.7	25.3x	7.3x
IT	3,558	3,554	+4.03	+0.11%	11	41,705	0.8%	561.5	2.7%	38.5x	3.0x	MARICO	74,101	1.4%	36.1	23.2x	27.3x
Textile	1,768	1,748	+20.60	+1.18%	58	185,909	3.6%	2,939.1	13.9%	NM	1.2x	BRACBANK	66,546	1.3%	65.1	11.4x	1.3x
Paper & Printing	7,049	7,107	-57.71	-0.81%	6	20,828	0.4%	122.8	0.6%	55.7x	1.4x	DUTCHBANGL	51,486	1.0%	33.1	9.4x	1.5x
Tannery	2,860	2,833	+27.46	+0.97%	6	31,527	0.6%	218.1	1.0%	NM	3.2x	SUMITPOWER	50,831	1.0%	103.9	9.0x	1.4x
Jute	9,800	9,866	-66.44	-0.67%	3	2,361	0.0%	13.7	0.1%	NM	17.1x	BEACONPHAR	49,272	0.9%	60.0	48.8x	9.4x
Ceramics	761	760	+1.00	+0.13%	5	36,158	0.7%	274.6	1.3%	41.2x	2.4x	ISLAMIBANK	48,300	0.9%	8.1	10.0x	0.8x
Miscellaneous	4,803	4,816	-12.34	-0.26%	14	242,394	4.6%	1,397.6	6.6%	32.0x	2.4x	TITASGAS	41,251	0.8%	35.9	11.4x	0.6x
												POWERGRID	41,124	0.8%	132.2	19.0x	0.7x

Top Ten Gainers	Close Price (BDT)	Δ%	Turnover (BDT Mn)	PE	PB
DESHBANDHU	23.8	+8.7%	53.7	NM	2.3x
PDL	19.2	+7.9%	316.1	80.7x	1.4x
SAIHAMTEX	25.3	+7.7%	107.5	NM	0.6x
ETL	15.1	+7.1%	151.6	NM	1.2x
SAPORTL	31.3	+6.8%	66.7	31.0x	0.9x
DSHGARME	249.4	+6.8%	18.0	NM	13.0x
SIMTEX	23.2	+6.4%	62.2	NM	1.1x
EASTERNINS	164.8	+6.1%	136.7	47.1x	3.4x
FIRSTSBANK	12.2	+6.1%	93.1	4.8x	0.6x
SAIFPOWER	41.9	+5.8%	594.7	52.3x	2.6x

Top Ten Losers	Close Price (BDT)	Δ%	Turnover (BDT Mn)	PE	PB
MONNOCERA	151.7	-5.1%	91.5	NM	2.6x
MONNOAGML	743.7	-4.1%	35.8	NM	54.8x
TUNGHAI	7.1	-4.1%	2.0	NM	0.6x
DOMINAGE	36.1	-3.7%	210.9	20.2x	2.1x
KOHINOOR	459.5	-3.7%	18.6	43.8x	8.8x
CVOPRL	222.3	-3.6%	107.3	NM	18.5x
RAHIMTEXT	302.3	-3.4%	3.2	NM	8.0x
ZEALBANGLA	142.4	-3.1%	1.8	NM	NM
KPPL	15.8	-3.1%	16.8	NM	1.6x
MITHUNKNIT	19.0	-3.1%	4.4	NM	1.0x

Top Twenty Free Float Mcap	Free Float Mcap (BDT Mn)	% of Total Free Float Mcap	PE	PB
SQURPHARMA	141,405	7.2%	14.9x	2.5x
BATBC	93,211	4.8%	26.1x	9.5x
BEXIMCO	83,926	4.3%	33.2x	1.8x
BXPBARMA	74,007	3.8%	23.2x	3.0x
RENATA	68,631	3.5%	30.6x	5.8x
GP	51,554	2.6%	14.1x	10.3x
BRACBANK	35,775	1.8%	11.4x	1.3x
LHBL	35,072	1.8%	27.1x	5.4x
BEACONPHAR	34,489	1.8%	48.8x	9.4x
EBL	26,373	1.3%	7.2x	1.2x
ISLAMIBANK	23,513	1.2%	10.0x	0.8x
OLYMPIC	22,910	1.2%	18.2x	4.3x
ROBI	21,681	1.1%	NM	3.3x
CITYBANK	20,701	1.1%	5.6x	1.0x
NBL	18,887	1.0%	8.8x	0.5x
SUMITPOWER	18,701	1.0%	9.0x	1.4x
PUBALIBANK	17,894	0.9%	6.8x	0.7x
IFIC	17,398	0.9%	15.1x	0.9x
UPGDCL	17,234	0.9%	17.9x	5.7x
ALARABANK	16,280	0.8%	12.2x	1.2x

Most Traded Share	Close Price (BDT)	Δ%	Turnover (BDT Mn)	PE	PB
ORIONPHARM	87.6	+2.5%	1,170.1	28.6x	1.1x
LHBL	85.5	+4.0%	1,112.4	27.1x	5.4x
BEXIMCO	137.9	+0.1%	1,092.6	33.2x	1.8x
SPCL	126.2	+5.3%	699.1	22.0x	3.5x
SAIFPOWER	41.9	+5.8%	594.7	52.3x	2.6x
BXPBARMA	237.6	-0.5%	487.5	23.2x	3.0x
GPHISPAT	60.3	+1.0%	430.0	22.3x	3.2x
ACTIVEFINE	30.6	+2.7%	376.1	NM	1.4x
BBSCABLES	77.4	+1.6%	356.3	18.3x	2.4x
MAKSONSPIN	34.7	+5.5%	341.1	47.5x	1.8x

Block Trade	Maximum Price (BDT)	Minimum Price (BDT)	Turnover (BDT Mn)	Quantity ('000)	No. of Trade
1STPRIMFMF	21.6	21.6	1.2	56	1
ACTIVEFINE	31.4	31.4	0.9	30	1
AIL	64.0	56.0	2.7	44	2
ALIF	20.3	20.3	2.8	140	2
BAYLEASING	37.5	37.5	1.5	40	2
BEXIMCO	137.0	124.9	13.8	106	3
BPPL	48.4	48.4	0.9	20	1
BRACBANK	49.7	49.7	1.0	20	1
DELTALIFE	174.9	165.0	26.9	154	2
DOMINAGE	41.1	41.1	1.1	26	1

Block Trade	Maximum Price (BDT)	Minimum Price (BDT)	Turnover (BDT Mn)	Quantity ('000)	No. of Trade
DOREENPWR	90.0	90.0	0.9	10	1
EASTERNINS	144.0	144.0	4.3	30	1
EBL	41.7	41.7	2.3	56	1
EHL	67.7	67.7	0.8	12	1
ETL	14.0	14.0	0.7	50	1
GBBPOWER	48.8	46.0	5.6	121	2
GENEXIL	121.0	121.0	4.8	40	2
IFIC	14.3	14.3	0.9	60	1
KPCL	50.0	50.0	0.5	10	1
MAKSONSPIN	34.0	34.0	6.8	200	1
MIDASFIN	24.1	24.1	0.8	35	1
ORIONINFU	94.0	94.0	0.7	7	1
ORIONPHARM	86.0	78.5	28.6	341	7
PEOPLESINS	54.9	54.9	0.5	9	1
POWERGRID	56.0	56.0	3.9	70	1
PREMIERCEM	79.5	79.5	2.8	35	1
PRIMEFIN	16.8	16.8	3.2	189	1
PTL	77.0	72.0	17.2	225	5
QUASEMIND	64.8	64.8	1.4	22	1
RAHIMAFOOD	349.4	349.4	0.7	2	1
RUPALIINS	49.5	49.5	0.5	10	1
SAIFPOWER	40.4	40.4	0.5	13	1
SALAMCRST	38.0	38.0	11.4	300	1
SALVOCHEM	56.7	55.0	5.5	97	2
SAMORITA	99.5	99.5	0.5	5	1
SIMTEX	23.7	23.7	0.6	25	1
SPCL	125.0	117.0	41.5	339	10
SQURPHARMA	249.0	249.0	49.8	200	1
TOSRIFA	24.1	24.1	1.2	49	1
<b>Total</b>			<b>251.959</b>		<b>67</b>

**Important DSE News**
**DSHGARME**

As per Regulation 19(1) of the Dhaka Stock Exchange (Listing) Regulations, 2015, the Company has informed that a meeting of the Board of Directors will be held on October 05, 2021 at 3:00 PM to consider, among others, audited financial statements of the Company for the year ended on June 30, 2021.

**MERCINS**

Alpha Credit Rating Limited (AlphaRating) has rated the Company as "AA" in the long term and "ST-2" in the short term along with a stable outlook based on audited financial statements of the Company as on December 31, 2020 and relevant qualitative information till September 26, 2021.

**Upcoming Corporate Events**

DSE Ticker	Right Share	Dividend		Event	Date
		Stock	Cash		
EIL	-	0.0%	2.0%	Record Date	07-Oct-21
EHL	-	0.0%	15.0%	Record Date	07-Oct-21
IBNSINA	-	0.0%	47.0%	Record Date	18-Oct-21
SUMITPOWER	-	0.0%	35.0%	Record Date	24-Oct-21

**Disclaimer:** This report has been prepared by BRAC EPL Stock Brokerage Ltd and is provided for information purposes. It is not, under any circumstances, to be used or considered as an offer to sell, or a solicitation of any offer to buy. Reasonable care has been taken to ensure that the information is not untrue and misleading. BRAC EPL Stock Brokerage Ltd makes no representation or warranty as to the accuracy or completeness of such information. All opinions and estimates included in this report constitute our judgment as of this date and are subject to change without notice.