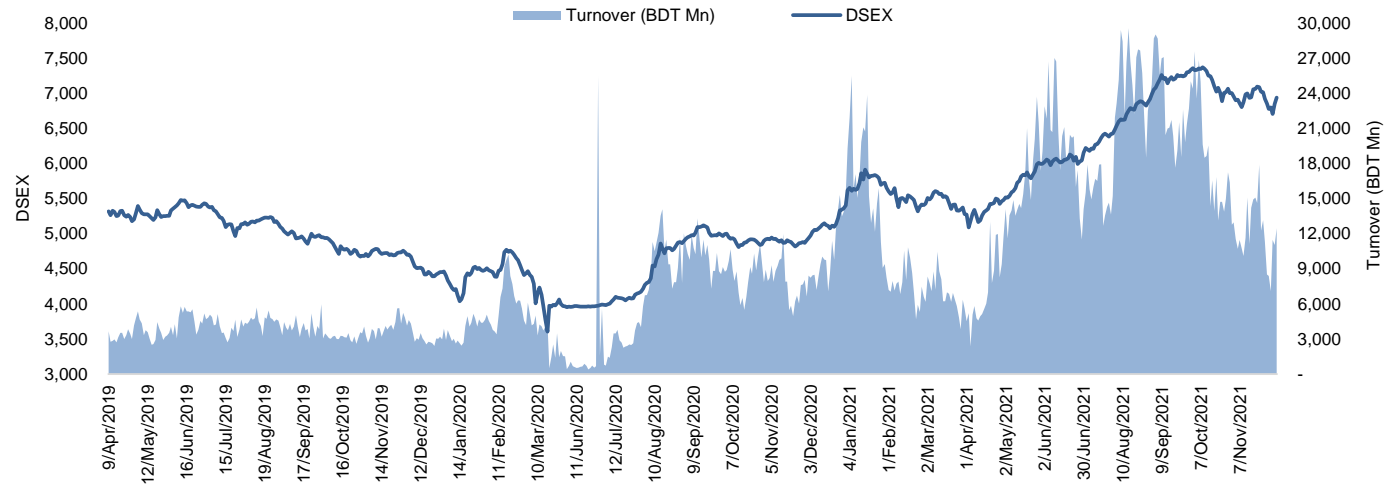


Daily Market Update

The market closed in green today. The benchmark index DSEX (+1.30%) gained 89.2 points and closed at 6,936.20. The bluechip index DS30 (+1.78%), the Shariah-based index DSES (+1.47%), and the large-cap index CDSET (+1.85%) closed at 2,635.94, 1,458.92, and 1,415.74 points, respectively. All the large-cap sectors posted positive performance today. NBFi booked the highest gain of 4.44% followed by Fuel & Power (+4.31%), Engineering (+3.04%), Pharmaceutical (+1.78%), Telecommunication (+0.99%), Food & Allied (+0.71%), and Bank (+0.63%), respectively. Block trades contributed 0.6% of the overall market turnover. Bangladesh Export Import Company Ltd. (+0.8%) was the most traded share with a turnover of BDT 1,561 million.



Index	Closing	Opening	Point Δ	%Δ	YTD %Δ
DSEX	6,936.20	6,847.00	+89.20	+1.30%	+28.4%
DS30	2,635.94	2,589.85	+46.09	+1.78%	+34.2%
DSES	1,458.92	1,437.77	+21.14	+1.47%	+17.5%
CDSET	1,415.74	1,390.02	+25.72	+1.85%	+26.1%

	Advanced	Declined	Unchanged	Total
All Category	208	118	48	374
A Category (Equity)	159	81	36	276
B Category (Equity)	29	22	5	56
N Category (Equity)	9	2	1	12
Z Category (Equity)	11	13	6	30
Mutual Funds	7	12	17	36
Corporate Bonds	2	0	0	2

	Today	Last Day	Daily %Δ	
Mcap	Mn BDT	5,528,406	5,446,354	+1.5%
	Mn USD	64,887	63,924	
Turnover	Mn BDT	12,452	11,026	+12.9%
	Mn USD	146	129	
Volume	Mn Shares	335	319	+4.8%
No. of Trade		272,995	232,267	+17.5%

Figure: Sectorial Turnover (BDT)

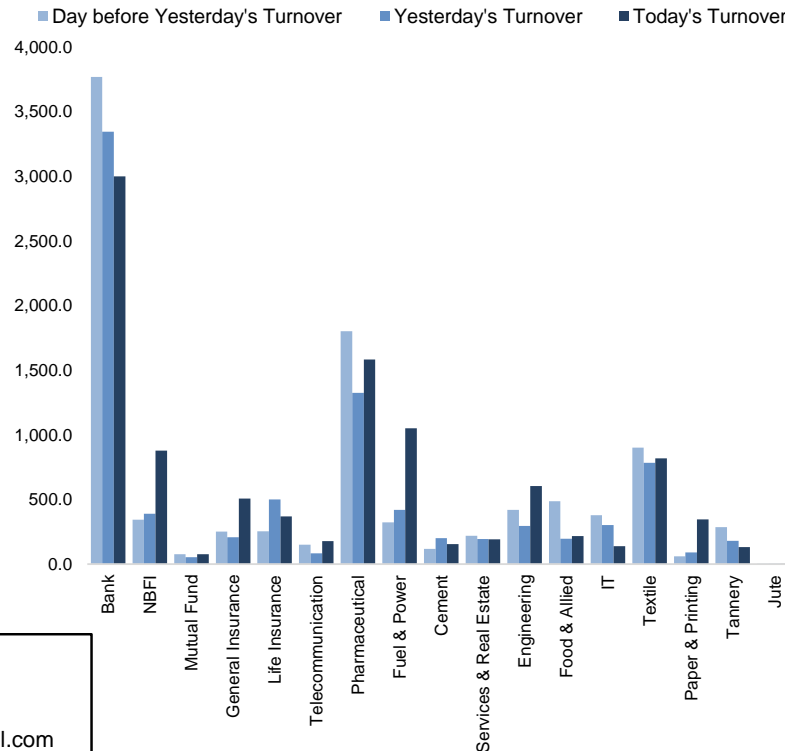
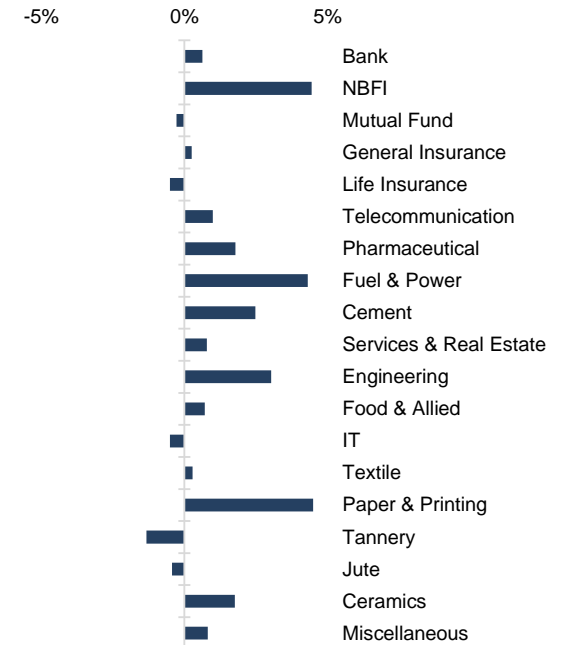


Figure: Sectorial Mcap Change



Market PE 17.2x
Market PB 2.0x

Anika Mafiz
Research Analyst
(880) 1708805206
anika.mafiz@bracepl.com

Fahim Hassan
Research Associate
(880) 1709636546
fahim.hassan@bracepl.com

Sector Index	Closing	Opening	Points Δ	%Δ	No. of Companies	Mcap (BDT Mn)	% of Total Mcap	Turnover (BDT Mn)	% of Total Turnover	PE	PB	Top Twenty Market Cap	Mcap (BDT Mn)	% of Total Mcap	Turnover (BDT Mn)	PE	PB
Bank	1,769	1,758	+11.08	+0.63%	32	759,345	15.4%	2,997.8	24.9%	8.4x	0.9x	GP	484,353	9.8%	45.2	13.3x	11.6x
NBFI	2,510	2,403	+106.81	+4.44%	23	234,829	4.8%	877.6	7.3%	22.2x	4.1x	WALTONHIL	348,337	7.1%	10.6	22.9x	3.8x
Mutual Fund	971	974	-2.64	-0.27%	37	42,364	0.9%	77.2	0.6%	NM	0.8x	BATBC	340,956	6.9%	96.3	24.8x	8.5x
General Insurance	5,626	5,612	+14.37	+0.26%	39	123,955	2.5%	507.9	4.2%	19.5x	2.1x	ROBI	203,232	4.1%	24.5	88.5x	3.1x
Life Insurance	3,006	3,021	-15.08	-0.50%	13	77,507	1.6%	368.1	3.1%	NM	NM	SQURPHARMA	196,526	4.0%	172.8	11.6x	2.0x
Telecommunication	6,159	6,099	+60.66	+0.99%	3	720,005	14.6%	177.4	1.5%	17.7x	6.2x	UPGDCL	151,300	3.1%	67.1	13.9x	4.3x
Pharmaceutical	4,096	4,024	+71.75	+1.78%	32	731,728	14.9%	1,583.1	13.1%	19.4x	2.7x	BEXIMCO	147,397	3.0%	1,561.2	14.6x	2.0x
Fuel & Power	1,883	1,805	+77.89	+4.31%	23	490,010	10.0%	1,049.6	8.7%	12.1x	1.3x	RENATA	143,735	2.9%	187.1	27.6x	5.3x
Cement	2,693	2,628	+65.18	+2.48%	7	134,015	2.7%	155.3	1.3%	18.6x	2.8x	ICB	98,793	2.0%	21.1	69.9x	2.2x
Services & Real Estate	1,444	1,433	+11.27	+0.79%	8	53,473	1.1%	191.9	1.6%	NM	1.1x	BXPHERMA	93,282	1.9%	220.5	16.9x	2.4x
Engineering	4,845	4,702	+142.82	+3.04%	42	563,721	11.5%	604.2	5.0%	18.7x	2.1x	LHBL	89,077	1.8%	127.1	22.6x	4.6x
Food & Allied	26,190	26,006	+184.71	+0.71%	20	438,888	8.9%	217.2	1.8%	30.0x	8.8x	BERGERPBL	82,149	1.7%	1.6	26.4x	6.9x
IT	3,634	3,653	-18.21	-0.50%	11	41,533	0.8%	138.1	1.1%	35.6x	3.0x	BRACBANK	75,734	1.5%	191.2	13.2x	1.5x
Textile	1,614	1,609	+4.57	+0.28%	58	161,311	3.3%	818.6	6.8%	35.1x	1.0x	MARICO	72,510	1.5%	21.3	22.0x	30.8x
Paper & Printing	8,374	8,013	+360.68	+4.50%	6	21,991	0.4%	345.8	2.9%	NM	1.6x	BEACONPHAR	53,153	1.1%	159.2	61.5x	9.9x
Tannery	3,333	3,378	-44.71	-1.32%	6	33,527	0.7%	131.9	1.1%	NM	3.3x	ISLAMIBANK	51,842	1.1%	13.6	9.6x	0.8x
Jute	8,424	8,461	-36.72	-0.43%	3	1,864	0.0%	2.1	0.0%	NM	18.8x	DUTCHBANGL	51,675	1.0%	120.8	8.8x	1.5x
Ceramics	693	681	+11.99	+1.76%	5	31,427	0.6%	52.4	0.4%	32.2x	2.0x	SUMITPOWER	44,317	0.9%	140.8	8.3x	1.1x
Miscellaneous	5,361	5,318	+43.61	+0.82%	14	261,748	5.3%	1,755.4	14.6%	18.6x	2.4x	POWERGRID	43,904	0.9%	501.1	13.2x	0.5x
												TITASGAS	37,096	0.8%	27.0	10.8x	0.5x

Top Ten Gainers	Close Price (BDT)	Δ%	Turnover (BDT Mn)	PE	PB
SKICL	65.5	+9.9%	298.3	24.6x	3.6x
ACMEPL	36.9	+9.8%	131.6	22.6x	1.9x
MJLBD	94.4	+9.6%	49.2	11.5x	2.3x
POWERGRID	61.6	+9.6%	501.1	13.2x	0.5x
MITHUNKNIT	12.7	+9.5%	0.6	NM	0.7x
GBBPOWER	38.8	+9.3%	53.9	25.1x	1.8x
BSRMSTEEL	73.7	+8.5%	55.9	7.3x	1.1x
BSRMLTD	109.5	+8.5%	69.9	5.0x	0.8x
SONALIPAPR	629.3	+7.5%	319.3	82.4x	2.2x
BSCCL	196.6	+7.0%	107.8	15.4x	3.5x

Top Twenty Free Float Mcap	Free Float Mcap (BDT Mn)	% of Total Free Float Mcap	PE	PB
SQURPHARMA	128,587	6.9%	11.6x	2.0x
BEXIMCO	102,367	5.5%	14.6x	2.0x
BATBC	90,183	4.9%	24.8x	8.5x
RENATA	70,171	3.8%	27.6x	5.3x
BXPHERMA	65,130	3.5%	16.9x	2.4x
GP	48,435	2.6%	13.3x	11.6x
BRACBANK	40,715	2.2%	13.2x	1.5x
BEACONPHAR	37,206	2.0%	61.5x	9.9x
LHBL	31,462	1.7%	22.6x	4.6x
EBL	25,840	1.4%	6.8x	1.2x
ISLAMIBANK	25,237	1.4%	9.6x	0.8x
IFIC	20,512	1.1%	15.7x	1.1x
ROBI	20,222	1.1%	88.5x	3.1x
CITYBANK	19,770	1.1%	6.6x	0.9x
OLYMPIC	19,551	1.1%	17.2x	3.3x
PUBALIBANK	19,021	1.0%	5.2x	0.7x
NBL	17,998	1.0%	7.1x	0.5x
ALARABANK	16,466	0.9%	10.2x	1.2x
DELTA LIFE	16,340	0.9%	NM	NM
SUMITPOWER	16,304	0.9%	8.3x	1.1x

Most Traded Share	Close Price (BDT)	Δ%	Turnover (BDT Mn)	PE	PB
BEXIMCO	168.2	+0.8%	1,561.2	14.6x	2.0x
ONEBANKLTD	19.2	-1.0%	680.8	9.8x	1.0x
FIRSTSBANK	15.4	+0.7%	548.2	5.5x	0.8x
POWERGRID	61.6	+9.6%	501.1	13.2x	0.5x
DELTA LIFE	208.4	-3.1%	326.9	NM	NM
SONALIPAPR	629.3	+7.5%	319.3	82.4x	2.2x
SKICL	65.5	+9.9%	298.3	24.6x	3.6x
IFIC	19.1	-1.0%	293.5	15.7x	1.1x
MERCANBANK	19.3	+4.3%	255.2	4.9x	0.8x
IDLC	63.0	+6.2%	230.2	9.9x	1.5x

Top Ten Losers	Close Price (BDT)	Δ%	Turnover (BDT Mn)	PE	PB
VAMLBDMF1	8.9	-9.2%	0.2	NM	0.8x
ZEALBANGLA	103.6	-8.6%	0.3	NM	NM
ALLTEX	15.6	-4.9%	1.5	NM	3.4x
RAHIMTEXT	236.0	-4.7%	0.0	NM	6.1x
EMERALDOIL	34.5	-3.4%	8.2	NM	2.2x
DELTA LIFE	208.4	-3.1%	326.9	NM	NM
SAFKOSPINN	23.0	-3.0%	13.6	9.8x	1.1x
ZAHINTEX	6.8	-2.9%	1.4	NM	0.5x
SAVAREFR	155.8	-2.7%	0.2	NM	255.4x
EASTRNLUB	2,352.0	-2.7%	11.9	63.9x	11.0x

*NBFI Sector PE calculation methodology has been modified to reflect positive earnings only.

Block Trade	Maximum Price (BDT)	Price (BDT)	No. of Trade	Quantity ('000)	Turnover (BDT Mn)
ONEBANKLTD	21.1	19.5	7.0	2,433	48.06
GBBPOWER	39.0	32.4	12.0	1,255	43.71
GENEXIL	175.0	167.0	3.0	256	43.25
BRACBANK	56.0	53.4	9.0	643	35.02
RENATA	1,295.2	1,295.2	1.0	25	32.38
IDLC	60.0	60.0	1.0	500	30.00
NRBCBANK	32.2	31.3	2.0	869	27.91
ASIAINS	90.0	90.0	1.0	200	18.00
KTL	34.8	34.8	1.0	450	15.66
GP	357.0	355.5	2.0	39	13.89

Block Trade	Maximum Price (BDT)	Minimum Price (BDT)	Turnover (BDT Mn)	Quantity ('000)	No. of Trade
ONEBANKLTD	21.1	19.5	48.1	2,433	7
GBBPOWER	39.0	32.4	43.7	1,255	12
GENEXIL	175.0	167.0	43.3	256	3
BRACBANK	56.0	53.4	35.0	643	9
RENATA	1,295.2	1,295.2	32.4	25	1
IDLC	60.0	60.0	30.0	500	1
NRBCBANK	32.2	31.3	27.9	869	2
ASIAINS	90.0	90.0	18.0	200	1
KTL	34.8	34.8	15.7	450	1
GP	357.0	355.5	13.9	39	2
BEACONPHAR	204.5	204.5	13.2	65	5
BEXIMCO	179.0	179.0	12.1	67	1
FORTUNE	106.1	105.0	11.3	107	2
EASTLAND	34.3	34.3	6.2	180	1
PTL	92.0	90.5	5.7	63	3
SONALIPAPR	610.0	580.0	5.2	9	3
BATASHOE	882.0	882.0	4.4	5	1
IFIC	20.9	19.3	2.7	138	2
MBL1STMF	8.2	8.2	2.6	319	1
HFL	25.9	25.9	2.6	100	1
EBLNRBMF	5.8	5.8	2.6	444	1
GREENDELMF	7.8	7.8	2.4	306	1
Total			400.3		80

Important DSE News
AIBLPBOND

Trading of the Bond of AIBL Mudaraba Perpetual Bond will commence at DSE from December 05, 2021 under 'N' category. DSE Trading Code for AIBL Mudaraba Perpetual Bond is "AIBLPBOND" and DSE Company Code is 26005.

PHOENIXFIN

As per Regulation 16(1) of the Dhaka Stock Exchange (Listing) Regulations, 2015, the Company has informed that a meeting of the Board of Directors will be held on December 07, 2021 at 3:00 PM to consider, among others, un-audited financial statements of the Company for the Third Quarter (Q3) period ended on September 30, 2021.

PHENIXINS

The Company has further informed that the transmission of 15,47,097 shares of Late Badruddoza Mannan, former Sponsor Director, has been completed among his successors in the following manner as per succession certificate issued by the Honorable Court: (1) 3,86,775 shares to his daughter Mrs. Maliha Mannan Ahmed, General Shareholder; (2) 3,86,774 shares to his daughter Mrs. Latifa Mannan Islam, General Shareholder; (3) 3,86,774 shares to his grandson Mr. Ayman Zayed Mannan, General Shareholder and (4) 3,86,774 shares to his grandson Mr. Rayaan Zayed Mannan, General Shareholder of the company.

Upcoming Corporate Events

DSE Ticker	Right Share	Dividend		Event	Date
		Stock	Cash		
Esquire Knit Composite Limited	-	0.0%	15.0%	Record Date	5-Dec-21
Meghna Cement Mills Ltd.	-	5.0%	5.0%	Record Date	5-Dec-21
Ambee Pharmaceuticals Ltd.	-	0.0%	0.0%	Record Date	5-Dec-21
Hakkani Pulp & Paper Mills Ltd.	-	0.0%	1.0%	Record Date	5-Dec-21
Samata Leather Complex Ltd.	-	0.0%	0.5%	Record Date	5-Dec-21
Salvo Chemical Industry Limited	-	0.0%	2.0%	Record Date	6-Dec-21
Paper Processing & Packaging Limited	-	0.0%	10.0%	Record Date	6-Dec-21
Bangladesh Monospool Paper Manufacturing Cr	-	0.0%	10.0%	Record Date	6-Dec-21
First Finance Limited	-	0.0%	0.0%	Record Date	6-Dec-21
Power Grid Company of Bangladesh Ltd.	-	0.0%	20.0%	Record Date	6-Dec-21
Yeakin Polymer Limited	-	0.0%	0.0%	Record Date	6-Dec-21
Pharma Aids	-	0.0%	50.0%	Record Date	7-Dec-21
Sunlife Insurance Company Limited	-	0.0%	1.0%	Record Date	7-Dec-21
Sonali Aansh Industries Limited	-	0.0%	10.0%	Record Date	7-Dec-21
International Leasing & Financial Services Ltd.	-	0.0%	0.0%	Record Date	8-Dec-21
Eastern Cables Ltd.	-	0.0%	0.0%	Record Date	8-Dec-21

Disclaimer: This report has been prepared by BRAC EPL Stock Brokerage Ltd and is provided for information purposes. It is not, under any circumstances, to be used or considered as an offer to sell, or a solicitation of any offer to buy. Reasonable care has been taken to ensure that the information is not untrue and misleading. BRAC EPL Stock Brokerage Ltd makes no representation or warranty as to the accuracy or completeness of such information. All opinions and estimates included in this report constitute our judgment as of this date and are subject to change without notice.