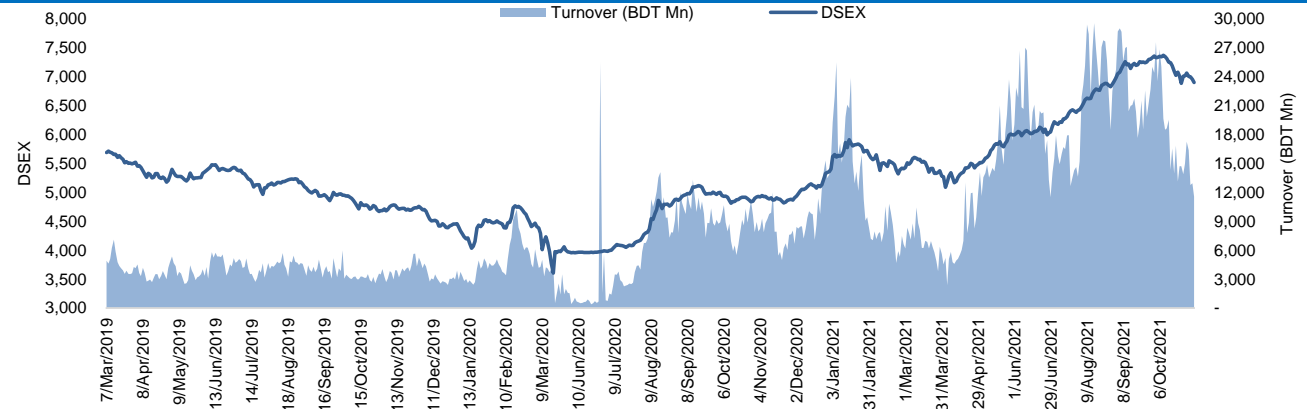


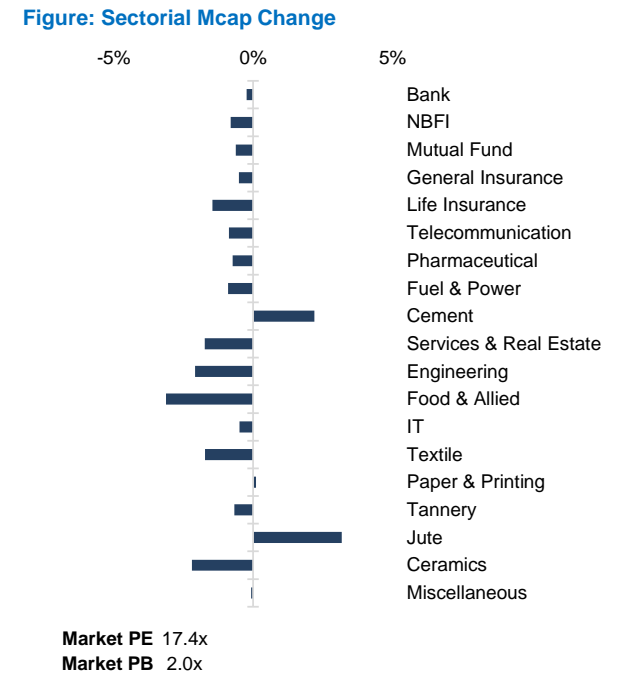
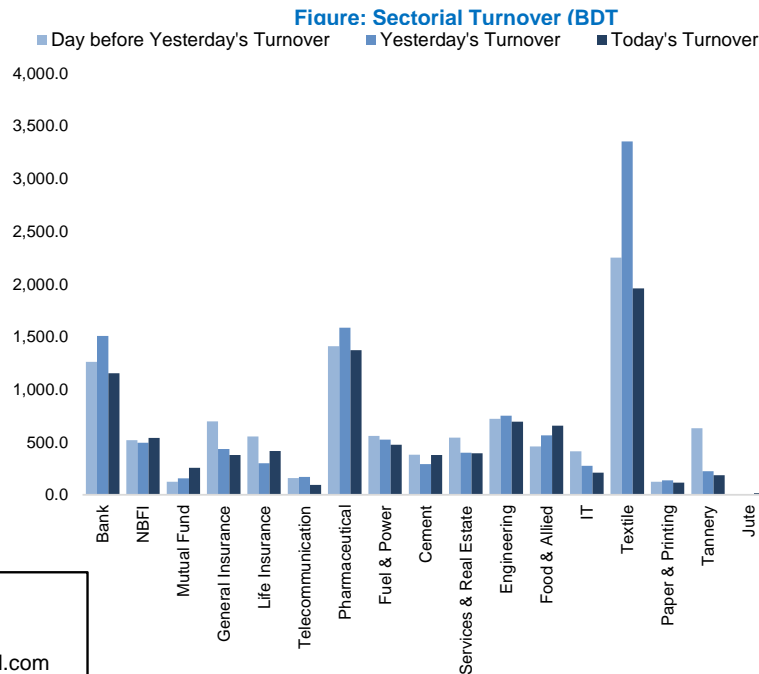
The market closed in red today. The benchmark index DSEX (-0.81%) lost 56.07 points and closed at 6,898.28. The blue-chip index DS30 (-0.77%), the Shariah-based index DSES (-0.48%), and the large-cap index CDSET (-0.60%) closed at 2,585.80, 1,461.16, and 1,390.88 points, respectively. All the large-cap sectors posted negative performance today. Food & Allied experienced the highest loss of 3.12% followed by Engineering (-2.08%), Fuel & Power (-0.90%), Telecommunication (-0.87%), NBF (I) (-0.80%), Pharmaceutical (-0.73%), and Bank (-0.24%), respectively. Block trades contributed 0.5% of the overall market turnover. Bangladesh Export Import Company Ltd. (+0.4%) was the most traded share with a turnover of BDT 1,492 million.



Index	Closing	Opening	Point Δ	%Δ	YTD %Δ
DSEX	6,898.28	6,954.35	-56.07	-0.81%	+27.7%
DS30	2,585.80	2,605.94	-20.14	-0.77%	+31.7%
DSES	1,461.16	1,468.18	-7.02	-0.48%	+17.6%
CDSET	1,390.88	1,399.27	-8.39	-0.60%	+23.9%

	Advanced	Declined	Unchanged	Total
All Category	89	246	40	375
A Category (Equity)	64	190	24	278
B Category (Equity)	18	33	6	57
N Category (Equity)	1	8	1	10
Z Category (Equity)	6	15	9	30
Mutual Funds	3	24	9	36
Corporate Bonds	0	1	0	1

		Today	Last Day	Daily %Δ
Mcap	Mn BDT	5,509,624	5,559,582	-0.9%
	Mn USD	64,667	65,253	
Turnover	Mn BDT	11,544	12,951	
	Mn USD	135	152	-10.9%
Volume	Mn Shares	281	356	-21.0%
No. of Trade		186,971	214,091	-12.7%



Anika Mafiz Research Analyst (880) 1708805206 anika.mafiz@bracepl.com	Fahim Hassan Research Associate (880) 1709636546 fahim.hassan@bracepl.com
---	---

Sector Index	Closing	Opening	Points Δ	%Δ	No. of Companies	Mcap (BDT Mn)	% of Total Mcap	Turnover (BDT Mn)	% of Total Turnover	PE	PB	Top Twenty Market Cap	Mcap (BDT Mn)	% of Total Mcap	Turnover (BDT Mn)	PE	PB
Bank	1,627	1,630	-3.83	-0.24%	32	719,301	14.7%	1,153.3	10.5%	8.0x	0.9x	GP	477,196	9.7%	15.3	13.1x	11.5x
NBFI	2,388	2,407	-19.34	-0.80%	23	234,437	4.8%	540.2	4.9%	20.5x	3.7x	WALTONHIL	347,913	7.1%	16.6	22.9x	3.8x
Mutual Fund	952	958	-5.92	-0.62%	37	43,604	0.9%	256.2	2.3%	NM	0.9x	BATBC	327,456	6.7%	440.7	24.3x	8.8x
General Insurance	5,168	5,194	-26.09	-0.50%	38	133,205	2.7%	377.1	3.4%	21.0x	2.3x	ROBI	206,375	4.2%	32.8	89.9x	3.1x
Life Insurance	2,878	2,921	-42.43	-1.45%	13	80,193	1.6%	416.8	3.8%	NM	NM	SQURPHARMA	188,903	3.9%	137.7	11.8x	2.1x
Telecommunication	6,114	6,168	-53.50	-0.87%	3	716,766	14.6%	92.8	0.8%	17.7x	6.2x	UPGDCL	157,271	3.2%	47.7	14.4x	4.8x
Pharmaceutical	3,960	3,989	-29.01	-0.73%	31	719,788	14.7%	1,372.9	12.4%	21.3x	2.8x	BEXIMCO	143,015	2.9%	1,491.5	21.7x	2.1x
Fuel & Power	1,843	1,860	-16.68	-0.90%	23	498,413	10.2%	474.5	4.3%	12.6x	1.4x	RENATA	141,690	2.9%	30.2	28.0x	5.5x
Cement	2,640	2,583	+56.76	+2.20%	7	138,578	2.8%	378.4	3.4%	18.8x	2.9x	ICB	100,727	2.1%	9.3	48.9x	2.3x
Services & Real Estate	1,378	1,403	-24.26	-1.73%	8	53,059	1.1%	394.6	3.6%	NM	1.0x	BXPBARMA	100,420	2.1%	218.3	19.6x	2.7x
Engineering	4,676	4,775	-99.47	-2.08%	42	568,972	11.6%	692.9	6.3%	19.8x	2.2x	LHBL	92,445	1.9%	335.2	23.4x	4.8x
Food & Allied	24,422	25,208	-786.58	-3.12%	20	428,624	8.8%	656.1	5.9%	29.6x	9.3x	BERGERPBL	80,698	1.6%	6.9	25.9x	6.7x
IT	3,191	3,206	-15.44	-0.48%	11	37,754	0.8%	211.2	1.9%	33.1x	2.7x	MARICO	72,579	1.5%	8.0	22.0x	30.8x
Textile	1,570	1,597	-27.55	-1.72%	58	176,561	3.6%	1,959.1	17.8%	46.8x	1.1x	BRACBANK	62,091	1.3%	40.5	10.8x	1.3x
Paper & Printing	7,351	7,343	+7.82	+0.11%	6	23,275	0.5%	116.4	1.1%	NM	1.7x	DUTCHBANGL	50,094	1.0%	13.5	8.6x	1.4x
Tannery	3,130	3,151	-21.18	-0.67%	6	35,844	0.7%	187.1	1.7%	NM	3.6x	ISLAMIBANK	48,461	1.0%	5.3	9.0x	0.7x
Jute	8,723	8,455	+268.49	+3.18%	3	2,136	0.0%	15.0	0.1%	NM	17.9x	BEACONPHAR	47,378	1.0%	32.1	46.9x	9.0x
Ceramics	677	692	-15.19	-2.20%	5	31,782	0.6%	86.7	0.8%	32.6x	2.0x	SUMITPOWER	43,569	0.9%	29.1	7.8x	1.2x
Miscellaneous	5,010	5,013	-3.42	-0.07%	14	256,065	5.2%	1,652.0	15.0%	24.6x	2.4x	POWERGRID	39,699	0.8%	63.1	18.4x	0.7x
												TITASGAS	38,679	0.8%	10.7	11.2x	0.5x

Top Ten Gainers	Close Price (BDT)	Δ%	Turnover (BDT Mn)	PE	PB
BDLAMPS	205.4	+10.0%	50.6	39.6x	1.7x
GEMINISEA	222.7	+8.7%	42.5	NM	239.5x
PHARMAID	616.0	+7.5%	14.4	41.4x	6.9x
KTL	35.9	+7.5%	333.6	35.8x	2.1x
DACCADYE	25.2	+7.2%	42.5	53.6x	2.8x
NFML	25.6	+6.7%	48.0	NM	2.2x
ANLIMAYARN	41.7	+5.8%	13.3	NM	3.9x
DSHGARME	168.2	+5.8%	11.8	NM	8.5x
AMBEEPHA	489.5	+5.2%	8.6	NM	21.1x
LIBRAINFU	894.8	+5.0%	9.5	NM	0.7x

Top Twenty Free Float Mcap	Free Float Mcap (BDT Mn)	% of Total Free Float Mcap	PE	PB
SQURPHARMA	123,599	6.7%	11.8x	2.1x
BEXIMCO	99,324	5.4%	21.7x	2.1x
BATBC	86,612	4.7%	24.3x	8.8x
BXPBARMA	70,113	3.8%	19.6x	2.7x
RENATA	69,173	3.7%	28.0x	5.5x
GP	47,720	2.6%	13.1x	11.5x
BRACBANK	33,380	1.8%	10.8x	1.3x
BEACONPHAR	33,163	1.8%	46.9x	9.0x
LHBL	32,652	1.8%	23.4x	4.8x
EBL	25,441	1.4%	6.7x	1.2x
ISLAMIBANK	23,591	1.3%	9.0x	0.7x
OLYMPIC	20,800	1.1%	16.8x	3.7x
ROBI	20,534	1.1%	89.9x	3.1x
CITYBANK	19,985	1.1%	6.6x	0.9x
PUBALIBANK	19,444	1.1%	5.3x	0.7x
IFIC	19,438	1.1%	14.9x	1.0x
NBL	17,331	0.9%	6.9x	0.4x
ALARABANK	16,219	0.9%	10.1x	1.2x
SUMITPOWER	16,029	0.9%	7.8x	1.2x
DELTALIFE	15,909	0.9%	NM	NM

Most Traded Share	Close Price (BDT)	Δ%	Turnover (BDT Mn)	PE	PB
BEXIMCO	163.2	+0.4%	1,491.5	21.7x	2.1x
ORIONPHARM	97.8	-5.3%	543.8	31.9x	1.2x
IFIC	18.1	-1.6%	493.9	14.9x	1.0x
BATBC	606.4	-4.1%	440.7	24.3x	8.8x
DELTALIFE	202.9	-2.1%	352.0	NM	NM
LHBL	79.6	+4.7%	335.2	23.4x	4.8x
KTL	35.9	+7.5%	333.6	35.8x	2.1x
SAIFPOWER	42.9	-4.2%	326.3	24.5x	2.5x
ALIF	21.1	-7.0%	259.2	41.3x	1.5x
BXPBARMA	225.1	-1.1%	218.3	19.6x	2.7x

Top Ten Losers	Close Price (BDT)	Δ%	Turnover (BDT Mn)	PE	PB
ALIF	21.1	-7.0%	259.2	41.3x	1.5x
SPCL	98.7	-6.4%	39.0	15.1x	2.6x
SHEPHERD	33.0	-6.3%	47.7	NM	2.2x
MHSML	25.9	-6.2%	120.1	49.8x	1.4x
FAREASTFIN	6.9	-5.5%	0.6	NM	6.0x
PRIMETEX	28.0	-5.4%	28.7	45.2x	0.4x
ORIONPHARM	97.8	-5.3%	543.8	31.9x	1.2x
METROSPIN	24.7	-5.0%	32.3	18.4x	1.1x
MITHUNKNIT	14.0	-4.8%	4.4	NM	0.8x
JUTESPINN	124.9	-4.6%	0.3	NM	NM

Block Trade	Maximum Price (BDT)	Minimum Price (BDT)	No. of Trade	Quantity ('000)	Turnover (BDT Mn)
RENATA	1,450.0	1,450.0	1.0	88	126.88
LINDEBD	1,483.0	1,483.0	1.0	85	126.06
ISLAMIBANK	27.0	27.0	2.0	3,008	81.22
SQURPHARMA	223.0	214.0	3.0	118	25.43
NRBCBANK	36.2	36.2	3.0	650	23.53
DELTALIFE	218.9	190.0	6.0	104	20.69
JAMUNAOIL	172.0	172.0	1.0	100	17.20
ORIONPHARM	112.0	100.9	3.0	142	14.52
ADVENT	31.4	29.0	2.0	385	11.61
GREENDELMF	8.0	8.0	5.0	1,076	8.61

*NBFI Sector PE calculation methodology has been modified to reflect positive earnings only.

Block Trade	Maximum Price (BDT)	Minimum Price (BDT)	Turnover (BDT Mn)	Quantity ('000)	No. of Trade
RENATA	1,450.0	1,450.0	126.9	88	1
LINDEBD	1,483.0	1,483.0	126.1	85	1
ISLAMIBANK	27.0	27.0	81.2	3,008	2
SQURPHARMA	223.0	214.0	25.4	118	3
NRBCBANK	36.2	36.2	23.5	650	3
DELTALIFE	218.9	190.0	20.7	104	6
JAMUNAOIL	172.0	172.0	17.2	100	1
ORIONPHARM	112.0	100.9	14.5	142	3
ADVENT	31.4	29.0	11.6	385	2
GREENDELFM	8.0	8.0	8.6	1,076	5
FORTUNE	103.0	102.3	7.4	73	2
GENEXIL	145.6	145.6	5.8	40	1
SAIFPOWER	45.3	45.3	5.2	114	2
RDFOOD	51.1	51.1	5.1	100	1
KPCL	42.8	39.0	4.7	116	2
SONALIPAPR	698.0	601.5	3.7	6	2
SSSTEEL	26.6	26.6	2.7	100	1
NEWLINE	39.0	39.0	2.4	61	1
ICBAMCL2ND	12.0	12.0	2.3	195	1
MBL1STMF	8.3	8.3	2.3	281	1
GBBPOWER	38.0	38.0	1.9	50	1
IFADAUTOS	54.0	54.0	1.9	35	1
Total			511.1		55

Upcoming Corporate Events

DSE Ticker	Right Share	Dividend		Event	Date
		Stock	Cash		
Quasem Industries Ltd.	-	10.0%	0.0%	Record Date	3-Nov-21
Fortune Shoes Limited	-	5.0%	10.0%	Record Date	4-Nov-21
Far East Knitting & Dyeing Industries Limited	-	0.0%	10.0%	Record Date	11-Nov-21
Anwar Galvanizing Ltd.	-	10.0%	20.0%	Record Date	18-Nov-21
Envoy Textiles Limited	-	0.0%	5.0%	Record Date	15-Nov-21
Nahee Aluminum Composite Panel Ltd.	-	0.0%	10.0%	Record Date	10-Nov-21
Taufika Foods and Lovello Ice-cream PLC	-	0.0%	11.0%	Record Date	17-Nov-21
Bangladesh Lamps Limited	-	0.0%	20.0%	Record Date	10-Nov-21
MJL Bangladesh Limited	-	0.0%	55.0%	Record Date	17-Nov-21
Doreen Power Generations and Systems Limite	-	12.0%	13.0%	Record Date	9-Nov-21
Titas Gas Transmission & Dist. Co. Ltd.	-	0.0%	22.0%	Record Date	11-Nov-21
Square Pharmaceuticals Ltd.	-	0.0%	60.0%	Record Date	22-Nov-21
Square Textile Ltd.	-	0.0%	20.0%	Record Date	22-Nov-21
Marico Bangladesh Limited	-	0.0%	200.0%	Record Date	11-Nov-21
Bangladesh Export Import Company Ltd.	-	0.0%	35.0%	Record Date	22-Nov-21
Beximco Pharmaceuticals Ltd.	-	0.0%	35.0%	Record Date	22-Nov-21
SPCERAMICS	-	0.0%	2.5%	Record Date	22-Nov-21

Important DSE News
SONARGAON

As per Regulation 16(1) of the Dhaka Stock Exchange (Listing) Regulations, 2015, the Company has informed that a meeting of the Board of Directors will be held on November 14, 2021 at 3:00 PM to consider, among others, un-audited financial statements of the Company for the First Quarter (Q1) period ended on September 30, 2021.

AIL

As per Regulation 16(1) of the Dhaka Stock Exchange (Listing) Regulations, 2015, the Company has informed that a meeting of the Board of Directors will be held on November 09, 2021 at 4:00 PM to consider, among others, un-audited financial statements of the Company for the First Quarter (Q1) period ended on September 30, 2020, Second Quarter (Q2) period ended on December 31, 2020 and Third Quarter (Q3) period ended on March 31, 2021.

ALIF

As per Regulation 16(1) of the Dhaka Stock Exchange (Listing) Regulations, 2015, the Company has informed that a meeting of the Board of Directors will be held on November 09, 2021 at 4:30 PM to consider, among others, un-audited financial statements of the Company for the First Quarter (Q1) period ended on September 30, 2020, Second Quarter (Q2) period ended on December 31, 2020 and Third Quarter (Q3) period ended on March 31, 2021.

EGEN

As per Regulation 16(1) of the Dhaka Stock Exchange (Listing) Regulations, 2015, the Company has informed that a meeting of the Board of Directors will be held on November 08, 2021 at 3:00 PM to consider, among others, un-audited financial statements of the Company for the First Quarter (Q1) period ended on September 30, 2021.

Disclaimer: This report has been prepared by BRAC EPL Stock Brokerage Ltd and is provided for information purposes. It is not, under any circumstances, to be used or considered as an offer to sell, or a solicitation of any offer to buy. Reasonable care has been taken to ensure that the information is not untrue and misleading. BRAC EPL Stock Brokerage Ltd makes no representation or warranty as to the accuracy or completeness of such information. All opinions and estimates included in this report constitute our judgment as of this date and are subject to change without notice.