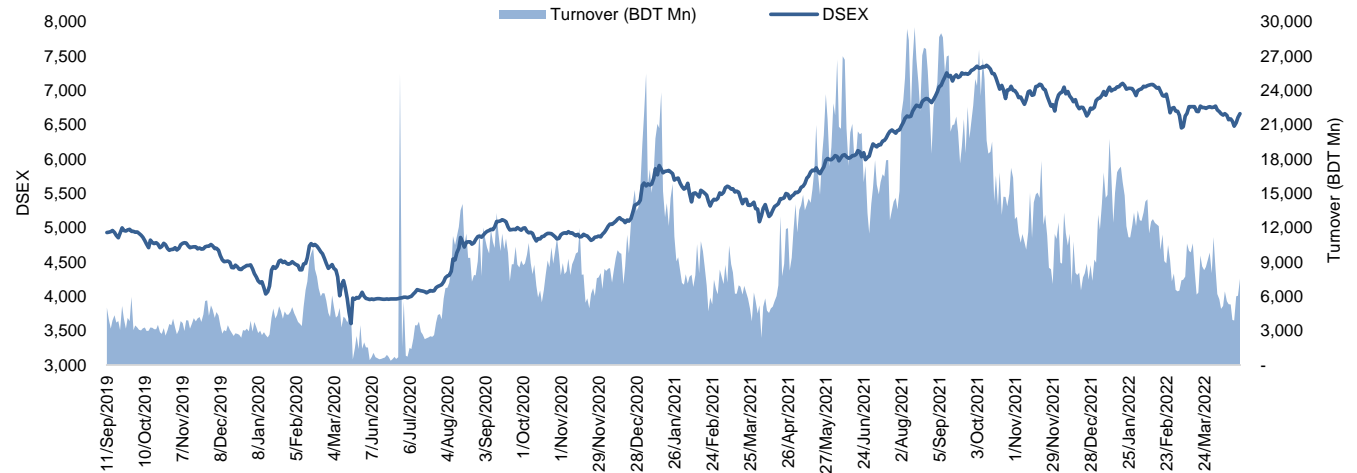


**Daily Market Update**

The market closed in green today. The benchmark index DSEX (+0.85%) gained 55.95 points and closed at 6,662.36. The blue-chip index DS30 (+0.58%), the Shariah-based index DSES (+0.72%), and the large-cap index CDSET (+0.47%) closed at 2,478.08, 1,464.63, and 1,344.24 points, respectively. All the large-cap sectors posted positive performance today. NBFi booked the highest gain of 3.18% followed by Telecommunication (+0.96%), Fuel & Power (+0.52%), Engineering (+0.52%), Pharmaceutical (+0.45%), Food & Allied (+0.41%), and Bank (+0.31%), respectively. Block trades contributed 0.9% of the overall market turnover. Bangladesh Export Import Company Ltd. (+1.2%) was the most traded share with a turnover of BDT 523 million.



Index	Closing	Opening	Point Δ	%Δ	YTD %Δ
DSEX	6,662.36	6,606.41	+55.95	+0.85%	-1.4%
DS30	2,478.08	2,463.84	+14.24	+0.58%	-2.2%
DSES	1,464.63	1,454.13	+10.50	+0.72%	+2.3%
CDSET	1,344.24	1,337.92	+6.32	+0.47%	-1.1%

	Advanced	Declined	Unchanged	Total
All Category	300	55	25	380
A Category (Equity)	208	36	18	262
B Category (Equity)	78	7	4	89
N Category (Equity)	4	2	0	6
Z Category (Equity)	10	10	3	23
Mutual Funds	25	3	7	35
Corporate Bonds	1	2	2	5

		Today	Last Day	Daily %Δ
Mcap	Mn BDT	5,356,181	5,318,212	+0.7%
	Mn USD	62,281	61,840	
Turnover	Mn BDT	7,541	6,060	+24.4%
	Mn USD	88	70	
Volume	Mn Shares	181	138	+31.1%
No. of Trade		184,332	148,933	+23.8%

Figure: Sectorial Turnover (BDT)

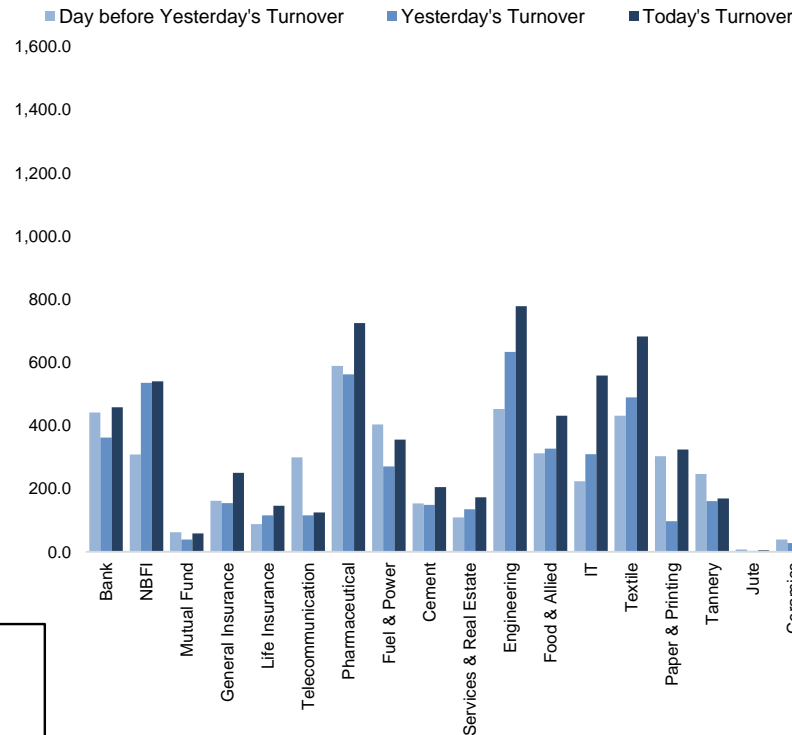
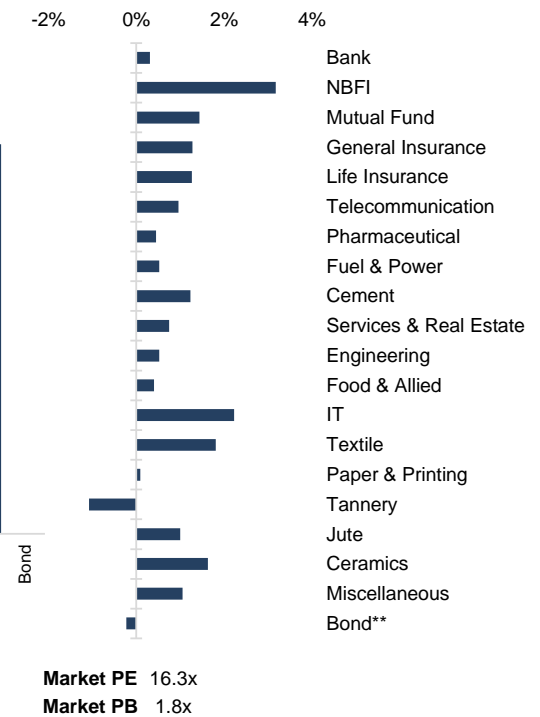


Figure: Sectorial Mcap Change



<b>Fahim Hassan</b> Research Associate (880) 1709636546 fahim.hassan@bracepl.com	<b>Md. Mahmudul Hasan</b> Junior Research Associate (880) 1708805201 mmahmudul.hasan@bracepl.com
---	---

Market PE 16.3x  
Market PB 1.8x

Sector Index	Closing	Opening	Points Δ	%Δ	No. of Companies	Mcap (BDT Mn)	% of Total Mcap	Turnover (BDT Mn)	% of Total Turnover	PE	PB	Top Twenty Market Cap	Mcap (BDT Mn)	% of Total Mcap	Turnover (BDT Mn)	PE	PB
Bank	1,492	1,487	+4.62	+0.31%	33	685,643	14.5%	457.9	6.3%	7.7x	0.8x	GP	437,362	9.2%	38.1	12.8x	8.8x
NBFI	2,043	1,980	+62.92	+3.18%	23	200,964	4.2%	539.8	7.4%	NM	3.6x	WALTONHIL	333,615	7.0%	3.7	23.1x	3.6x
Mutual Fund	889	876	+12.62	+1.44%	36	39,340	0.8%	58.3	0.8%	NM	0.8x	BATBC	313,146	6.6%	95.9	20.9x	8.5x
General Insurance	3,714	3,667	+47.00	+1.28%	40	109,120	2.3%	249.8	3.4%	17.2x	1.8x	SQURPHARMA	199,629	4.2%	77.6	11.2x	2.1x
Life Insurance	2,525	2,494	+31.58	+1.27%	13	70,931	1.5%	146.3	2.0%	NM	NM	ROBI	173,899	3.7%	26.5	97.6x	2.6x
Telecommunication	5,498	5,445	+52.53	+0.96%	3	648,167	13.7%	124.2	1.7%	17.0x	5.1x	UPGDCL	145,735	3.1%	6.9	11.9x	4.9x
Pharmaceutical	3,933	3,915	+17.56	+0.45%	32	738,268	15.6%	724.0	10.0%	18.4x	2.7x	RENATA	145,514	3.1%	12.1	26.9x	5.4x
Fuel & Power	1,821	1,811	+9.48	+0.52%	23	475,049	10.0%	355.6	4.9%	11.6x	1.2x	BEXIMCO	128,819	2.7%	522.5	10.3x	1.8x
Cement	2,749	2,715	+33.54	+1.24%	7	134,604	2.8%	205.1	2.8%	20.3x	2.8x	LHBL	90,587	1.9%	191.1	23.4x	4.6x
Services & Real Estate	1,437	1,427	+10.72	+0.75%	8	54,639	1.2%	172.9	2.4%	NM	1.1x	ICB	82,999	1.8%	9.3	43.1x	1.9x
Engineering	4,799	4,774	+24.95	+0.52%	42	560,572	11.8%	777.7	10.7%	19.0x	2.0x	BERGERPBL	81,931	1.7%	2.3	27.1x	7.4x
Food & Allied	23,309	23,214	+94.42	+0.41%	21	414,386	8.7%	430.9	5.9%	25.7x	8.9x	BXPBARMA	74,456	1.6%	27.6	12.2x	1.9x
IT	3,050	2,984	+66.62	+2.23%	11	38,603	0.8%	558.2	7.7%	31.0x	2.7x	MARICO	73,805	1.6%	20.6	21.4x	28.6x
Textile	1,575	1,547	+28.00	+1.81%	58	170,165	3.6%	682.2	9.4%	28.9x	1.1x	BEACONPHAR	69,508	1.5%	86.0	59.3x	12.4x
Paper & Printing	9,775	9,766	+8.98	+0.09%	6	34,976	0.7%	324.4	4.5%	NM	2.4x	BRACBANK	63,901	1.3%	24.3	11.7x	1.1x
Tannery	3,678	3,718	-40.02	-1.08%	6	39,253	0.8%	169.2	2.3%	NM	3.9x	ISLAMIBANK	52,486	1.1%	5.8	9.8x	0.8x
Jute	8,596	8,510	+85.40	+1.00%	3	1,978	0.0%	4.7	0.1%	NM	30.0x	POWERGRID	42,977	0.9%	50.4	12.3x	0.5x
Ceramics	646	646	+10.56	+1.63%	5	29,571	0.6%	45.7	0.6%	29.0x	1.9x	SUMITPOWER	41,647	0.9%	23.2	8.7x	1.2x
Miscellaneous	4,673	4,624	+48.91	+1.06%	15	259,527	5.5%	1,233.6	17.0%	14.4x	2.3x	DUTCHBANGL	40,796	0.9%	7.5	7.3x	1.1x
Bond**	87	88	-0.20	-0.23%	8	32,647	0.7%	0.4	0.0%	NM	NM	TITASGAS	38,876	0.8%	8.2	11.4x	0.5x

Top Ten Gainers	Close Price (BDT)	Δ%	Turnover (BDT Mn)	PE	PB	Top Twenty Free Float Mcap	Free Float Mcap (BDT Mn)	% of Total Free Float Mcap	PE	PB	Most Traded Share	Close Price (BDT)	Δ%	Turnover (BDT Mn)	PE	PB
BDCOM	37.2	+9.7%	216.0	26.7x	2.5x	SQURPHARMA	130,617	7.3%	11.2x	2.1x	BEXIMCO	147.0	+1.2%	522.5	10.3x	1.8x
IPDC	52.9	+7.3%	271.6	21.9x	3.0x	BEXIMCO	85,858	4.8%	10.3x	1.8x	JHRML	74.5	+0.9%	383.5	NM	2.5x
NRBCBANK	25.6	+7.1%	75.8	8.3x	1.6x	BATBC	82,827	4.6%	20.9x	8.5x	BSC	117.9	+1.9%	278.4	10.4x	1.7x
MHSML	36.0	+6.8%	43.9	19.2x	1.9x	RENATA	70,909	4.0%	26.9x	5.4x	IPDC	52.9	+7.3%	271.6	21.9x	3.0x
EASTRNLAB	1,961.8	+6.3%	15.9	39.6x	7.1x	BXPBARMA	51,985	2.9%	12.2x	1.9x	SONALIPAPR	867.4	-1.0%	262.7	76.8x	3.5x
LANKABAFIN	32.0	+6.0%	51.7	13.4x	1.7x	BEACONPHAR	48,656	2.7%	59.3x	12.4x	BDCOM	37.2	+9.7%	216.0	26.7x	2.5x
SEMILLECMF	10.8	+5.9%	8.3	NM	1.2x	GP	43,736	2.4%	12.8x	8.8x	LHBL	78.0	+1.4%	191.1	23.4x	4.6x
ASIAPACINS	54.4	+5.8%	9.1	22.1x	2.5x	BRACBANK	34,353	1.9%	11.7x	1.1x	GENEXIL	110.8	+0.8%	138.5	29.0x	5.6x
IMAMBUTTON	48.6	+5.7%	9.8	NM	10.1x	LHBL	31,995	1.8%	23.4x	4.6x	YPL	24.6	+4.2%	137.7	49.2x	2.1x
INTECH	30.9	+5.5%	7.4	NM	2.8x	EBL	25,774	1.4%	7.7x	1.2x	BBS	25.3	-0.8%	135.0	47.3x	1.7x

Top Ten Losers	Close Price (BDT)	Δ%	Turnover (BDT Mn)	PE	PB	Top Twenty Free Float Mcap	Free Float Mcap (BDT Mn)	% of Total Free Float Mcap	PE	PB	Block Trade	Maximum Price (BDT)	Minimum Price (BDT)	No. of Trade	Quantity ('000)	Turnover (BDT Mn)
PREMIERBAN	14.0	-13.6%	6.4	4.4x	0.7x	BSRMLTD	17,733	1.0%	6.1x	0.8x	IPDC	50.0	47.3	7.0	1,066	52.24
PRIMEBANK	21.0	-5.0%	2.6	7.3x	0.8x	NBL	17,501	1.0%	6.7x	0.4x	CITYBANK	28.6	26.2	3.0	1,475	38.89
ICBIBANK	4.6	-4.2%	1.0	NM	NM	ROBI	17,390	1.0%	97.6x	2.6x	AL-HAJTEX	104.8	102.2	9.0	305	31.38
FAMILYTEX	4.7	-4.1%	0.8	NM	0.4x	OLYMPIC	16,850	0.9%	16.0x	3.0x	UTTARABANK	23.5	23.5	1.0	1,275	29.96
BIFC	7.1	-4.1%	0.1	NM	NM	ALARABANK	16,280	0.9%	10.1x	1.2x	SEAPEARL	50.0	49.0	3.0	379	18.64
IFILISLMF1	6.3	-3.1%	0.3	NM	1.0x	ORIONPHARM	15,885	0.9%	24.9x	1.2x	REPUBLIC	45.6	45.6	2.0	320	14.59
FORTUNE	121.3	-3.0%	130.0	41.5x	8.0x	SUMITPOWER	15,322	0.9%	8.7x	1.2x	SQURPHARMA	225.2	225.2	1.0	60	13.51
DULAMIACOT	54.9	-3.0%	0.4	NM	NM						BATBC	579.6	579.0	2.0	21	12.05
MERCINS	40.6	-2.6%	3.3	19.5x	2.0x						IBNSINA	299.0	299.0	1.0	30	8.97
MEGCONMILK	20.0	-2.4%	1.2	NM	NM						FORTUNE	125.2	118.9	3.0	72	8.73

\*NBFI Sector PE calculation methodology has been modified to reflect positive earnings only.

\*\* The base of the Bond index starts at 100, starting from Jan 13, 2022

Block Trade	Maximum Price (BDT)	Minimum Price (BDT)	Turnover (BDT Mn)	Quantity ('000)	No. of Trade
IPDC	50.0	47.3	52.2	1,066	7
CITYBANK	28.6	26.2	38.9	1,475	3
AL-HAJTEX	104.8	102.2	31.4	305	9
UTTARABANK	23.5	23.5	30.0	1,275	1
SEAPEARL	50.0	49.0	18.6	379	3
REPUBLIC	45.6	45.6	14.6	320	2
SQRPHARMA	225.2	225.2	13.5	60	1
BATBC	579.6	579.0	12.1	21	2
IBNSINA	299.0	299.0	9.0	30	1
FORTUNE	125.2	118.9	8.7	72	3
PRIMEINSUR	92.0	90.0	7.6	84	3
PARAMOUNT	53.1	53.1	5.0	95	2
GP	323.8	323.8	4.9	15	1
KTL	38.0	36.3	3.8	102	4
SONALIPAPR	910.0	910.0	3.2	4	1
GENEXIL	110.9	110.5	2.7	25	2
ROBI	32.9	32.9	2.6	80	1
GSPFINANCE	31.8	29.0	2.6	85	2
DELTALIFE	151.0	151.0	2.3	15	3
VFSTDL	25.0	25.0	2.3	90	2
ADNTEL	67.5	67.5	2.0	30	1
APEXTANRY	160.0	150.8	1.9	12	2
<b>Total</b>			<b>279.9</b>		<b>66</b>

**Upcoming Corporate Events**

DSE Ticker	Right Share	Dividend		Event	Date
		Stock	Cash		
United Commercial Bank Ltd.	-	10.0%	0.0%	Record Date	25-Apr-22
Eastern Bank Ltd.	-	12.5%	12.5%	Record Date	25-Apr-22
S. S. Steel Limited	-	8.0%	0.0%	Record Date	25-Apr-22
Paramount Insurance Company Ltd.	-	0.0%	10.0%	Record Date	28-Apr-22
The City Bank Ltd.	-	12.5%	12.5%	Record Date	5-May-22
Pubali Bank Ltd.	-	0.0%	12.5%	Record Date	8-May-22
LankaBangla Finance Ltd.	-	0.0%	10.0%	Record Date	9-May-22
Pragati Insurance Ltd	-	0.0%	35.0%	Record Date	10-May-22
ICB Islamic Bank Limited	-	0.0%	0.0%	Record Date	11-May-22
NRB Commercial Bank Limited	-	7.5%	7.5%	Record Date	11-May-22
Mercantile Insurance Co. Ltd.	-	0.0%	10.0%	Record Date	17-May-22
First Security Islami Bank Limited	-	5.0%	5.0%	Record Date	19-May-22
Sena Kalyan Insurance Company Limited	-	0.0%	12.0%	Record Date	22-May-22
Dhaka Insurance Limited	-	0.0%	25.0%	Record Date	22-May-22
Continental Insurance Ltd.	-	0.0%	12.0%	Record Date	24-May-22
Peoples Insurance Company Ltd.	-	0.0%	12.5%	Record Date	25-May-22
Takaful Islami Insurance Limited	-	0.0%	11.0%	Record Date	31-May-22

**Important DSE News**
**SKICL**

The Board of Directors has recommended 12% cash dividend for the year ended December 31, 2021. Date of AGM: 20.06.2022, Time: 11:00 AM, Venue: Digital Platform. Record Date: 22.05.2022. The Company has also reported EPS of Tk. 3.83, NAV per share of Tk. 26.99 and NOCFPS of Tk. 8.89 for the year ended December 31, 2021 as against Tk. 3.93, Tk. 21.09 and Tk. 9.24 respectively for the same period of the previous year.

**RENWICKJA**

(Q3 Un-audited): EPS was Tk. (7.08) for January-March 2022 as against Tk. (6.81) for January-March 2021; EPS was Tk. (16.85) for July 2021-March 2022 as against Tk. (15.51) for July 2020-March 2021. NOCFPS was Tk. (0.98) for July 2021-March 2022 as against Tk. (1.84) for July 2020-March 2021. NAV per share was Tk. (40.10) as on March 31, 2022 and Tk. (23.25) as on June 30, 2021.

**MERCINS**

The Board of Directors has recommended 10% cash dividend for the year ended December 31, 2021. Date of AGM: 23.06.2022, Time: 11:30 AM, Venue: Digital Platform. Record Date: 17.05.2022. The Company has also reported EPS of Tk. 2.08, NAV per share of Tk. 20.38 and NOCFPS of Tk. 1.14 for the year ended December 31, 2021 as against Tk. 1.68, Tk. 19.05 and Tk. 1.08 respectively for the same period of the previous year.

**PADMALIFE**

The Board of Directors has recommended 2% cash dividend as final dividend for the year ended December 31, 2021 which is already been paid as interim dividend. Date of AGM: 19.06.2022, Time: 11:00 AM, Venue: Hybrid system: Physical presence: Padma Life Tower, 115, Kazi Nazrul Islam Avenue, Banglamotor, Dhaka and Digital Platform. Record Date: 29.05.2022.

**FIRSTSBANK**

The Board of Directors has recommended 5% cash and 5% stock dividend for the year ended December 31, 2021. Date of AGM: 15.06.2022, Time: 10:00 AM, Venue: Digital Platform. Record Date: 19.05.2022. The Company has also reported Consolidated EPS of Tk. 3.36, Consolidated NAV per share of Tk. 20.42 and Consolidated NOCFPS of Tk. 6.10 for the year ended December 31, 2021 as against Tk. 2.79 (restated), Tk. 18.01 (restated) and Tk. 7.04 (restated) respectively for the same period of the previous year. The Company also informed that i) Bonus shares have been declared to strengthen the capital base of the bank as per regulatory requirements. The retained amount as capital will be utilized to invest in the potential business sectors. ii) The Bonus Shares is declared out of accumulated profit. iii) The Bonus Shares is not declared from capital reserve or revaluation reserve or any unrealized gain or out of profit earned prior to incorporation of the Company or through reducing paid up capital or through doing anything so that the post dividend retained earnings become negative or a debit balance.

**(Q1 Un-audited):** Consolidated EPS was Tk. 0.56 for January-March 2022 as against Tk. 0.31 for January-March 2021. Consolidated NOCFPS was Tk. (5.06) for January-March 2022 as against Tk. (9.37) for January-March 2021. Consolidated NAV per share was Tk. 20.98 as on March 31, 2022 and Tk. 18.32 as on March 31, 2021.

**ICBIBANK**

(Q1 Un-audited): EPS was Tk. (0.13) for January-March 2022 as against Tk. (0.15) for January-March 2021. NOCFPS was Tk. (0.29) for January-March 2022 as against Tk. 0.13 for January-March 2021. NAV per share was Tk. (18.27) as on March 31, 2022 and Tk. (17.69) as on March 31, 2021.

**INTRACO**

Intraco CNG Ltd., a Placement holder of the Company (where Mr. Mohammed Riyadh Ali, Monowara Hakim Ali and Mohammed Irad Ali are the Sponsor Director and Sponsors respectively of Intraco Refueling Station Limited and they are also the Managing Director, Chairman and Director of Intraco CNG Ltd.), has expressed its intention to sell its entire holding 42,98,158 shares of the Company at prevailing market price (in the Public/Block market) through Dhaka Stock Exchange.

**Disclaimer:** This report has been prepared by BRAC EPL Stock Brokerage Ltd and is provided for information purposes. It is not, under any circumstances, to be used or considered as an offer to sell, or a solicitation of any offer to buy. Reasonable care has been taken to ensure that the information is not untrue and misleading. BRAC EPL Stock Brokerage Ltd makes no representation or warranty as to the accuracy or completeness of such information. All opinions and estimates included in this report constitute our judgment as of this date and are subject to change without notice.

**DHAKAINS**

The Board of Directors has recommended 25% cash dividend for the year ended December 31, 2021. Date of AGM: 28.06.2022, Time: 11:00 AM, Venue: Digital Platform. Record Date: 22.05.2022. The Company has also reported EPS of Tk. 3.64, NAV per share (with revaluation) of Tk. 33.78, NAV per share (without revaluation) of Tk. 23.14 and NOCFPS of Tk. 1.52 for the year ended December 31, 2021 as against Tk. 2.89, Tk. 31.61, Tk. 20.98 and Tk. 1.66 respectively for the same period of the previous year. The Company has further informed that NOCFPS has shown 1.66 instead of 1.45 in the year 2020. It may be mentioned here that last year's NOCFPS was wrong.

**Disclaimer:** This report has been prepared by BRAC EPL Stock Brokerage Ltd and is provided for information purposes. It is not, under any circumstances, to be used or considered as an offer to sell, or a solicitation of any offer to buy. Reasonable care has been taken to ensure that the information is not untrue and misleading. BRAC EPL Stock Brokerage Ltd makes no representation or warranty as to the accuracy or completeness of such information. All opinions and estimates included in this report constitute our judgment as of this date and are subject to change without notice.