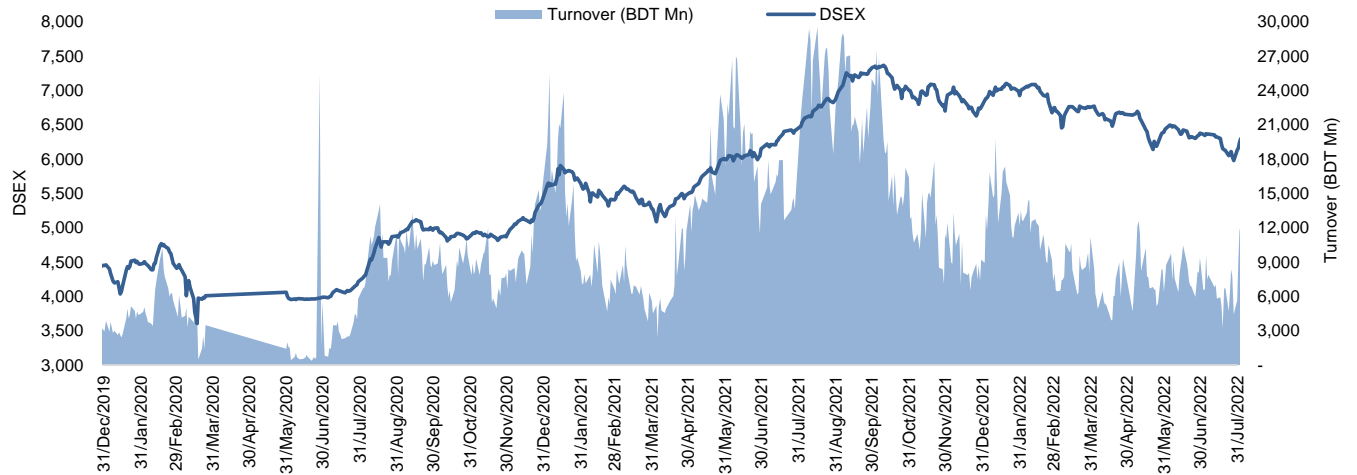


**Daily Market Update**

The market closed in green today. The benchmark index DSEX (+0.43%) gained 26.47 points and closed at 6,175.24. The blue-chip index DS30 (+0.22%), the Shariah-based index DSES (+0.39%), and the large-cap index CDSET (+0.16%) closed at 2,199.30, 1,350.93, and 1,217.10 points, respectively. Most of the large-cap sectors posted positive performance today. Food & Allied booked the highest gain of 0.80% followed by Pharmaceutical (+0.55%), Engineering (+0.38%), Bank (+0.23%), Telecommunication (+0.00%), NBFI (-0.04%), and Fuel & Power (-0.17%), respectively. Block trades contributed 1.3% of the overall market turnover. Bangladesh Export Import Company Ltd. (+0.1%) was the most traded share with a turnover of BDT 450 million.



Index	Closing	Opening	Point Δ	%Δ	YTD %Δ
DSEX	6,175.24	6,148.77	+26.47	+0.43%	-8.6%
DS30	2,199.30	2,194.39	+4.91	+0.22%	-13.2%
DSES	1,350.93	1,345.72	+5.22	+0.39%	-5.6%
CDSET	1,217.10	1,215.21	+1.89	+0.16%	-10.5%

	Advanced	Declined	Unchanged	Total
All Category	168	82	130	380
A Category (Equity)	114	67	79	260
B Category (Equity)	46	12	33	91
N Category (Equity)	3	1	2	6
Z Category (Equity)	5	2	16	23
Mutual Funds	10	10	15	35
Corporate Bonds	2	0	1	3

		Today	Last Day	Daily %Δ
Mcap	Mn BDT	5,046,984	5,032,664	
	Mn USD	53,126	52,975	+0.3%
Turnover	Mn BDT	6,445	5,838	+10.4%
	Mn USD	68	61	
Volume	Mn Shares	167	160	+4.3%
No. of Trade		114,168	112,731	+1.3%

\* Exchange Rate is BDT 95.00 as of Aug 14, 2022

Figure: Sectorial Turnover (BDT)

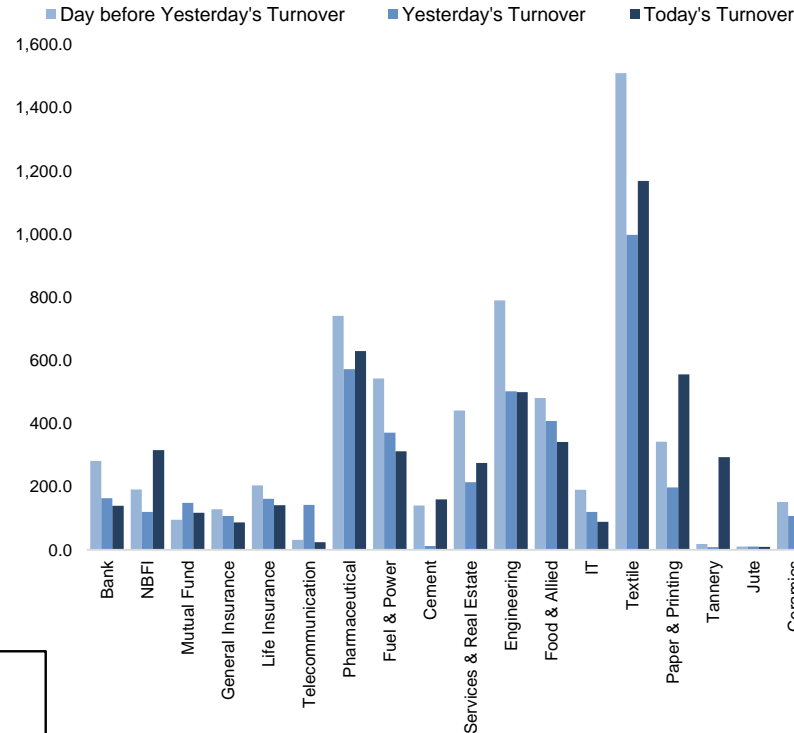
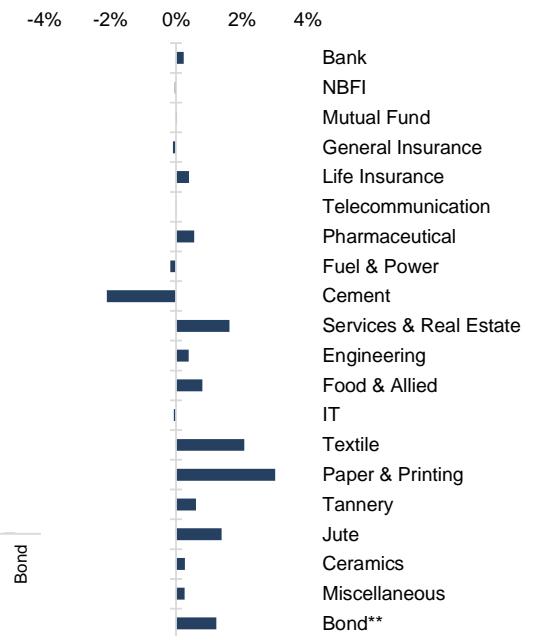


Figure: Sectorial Mcap Change



Market PE 15.5x  
Market PB 1.7x

<b>Fahim Hassan</b> Research Associate (880) 1709636546 fahim.hassan@bracepl.com	<b>Billal Hossain</b> Research Associate (880) 1708805229 billal.hossain@bracepl.com
---	---



Block Trade	Maximum Price (BDT)	Minimum Price (BDT)	Turnover (BDT Mn)	Quantity ('000)	No. of Trade
IPDC	60.0	57.6	182.4	3,144	8
PTL	79.0	79.0	37.5	475	1
RDFOOD	46.7	46.7	31.5	675	2
INTRACO	38.9	34.3	21.4	555	4
FORTUNE	87.3	79.5	17.1	207	5
SEAPEARL	56.0	54.0	16.0	292	4
GENEXIL	74.7	74.7	14.9	200	1
SONALIPAPR	697.0	651.0	9.3	14	5
PRIMEINSUR	82.9	82.8	8.2	99	9
ISNLTD	54.4	54.4	7.6	140	2
AIL	56.0	54.5	5.0	90	2
AL-HAJTEX	139.5	132.1	4.8	36	7
SUNLIFEINS	67.6	61.9	4.5	72	3
LHBL	76.5	76.5	3.8	50	1
MLDYEING	24.8	24.8	3.8	154	4
STANDBANKL	8.9	8.9	3.7	412	2
SIMTEX	18.0	18.0	2.7	150	1
PARAMOUNT	51.2	51.2	2.6	50	1
SONARGAON	63.0	62.1	2.5	40	2
APSCLBOND	5,500.0	5,500.0	2.4		1
SOUTHEASTB	13.9	13.9	2.0	144	1
NCCBANK	13.9	13.9	1.8	132	1
<b>Total</b>			<b>395.8</b>		<b>81</b>

**Upcoming Corporate Events**

DSE Ticker	Right Share	Dividend		Event	Date
		Stock	Cash		
Rupali Life Insurance Company Limited	-	0.0%	18.0%	Record Date	17-Aug-22
Marico Bangladesh Limited	-	0.0%	300.0%	Record Date	21-Aug-22
First Finance Limited	-	0.0%	0.0%	Record Date	24-Aug-22
Popular Life Insurance Co. Ltd.	-	0.0%	40.0%	Record Date	25-Aug-22
Sonar Bangla Insurance Ltd.	-	0.0%	15.0%	Record Date	25-Aug-22
City Bank Perpetual Bond	-	0.0%	9.6%	Record Date	29-Aug-22
Sonali Life Insurance Company Limited	-	0.0%	13.0%	Record Date	31-Aug-22
Walton Hi-Tech Industries PLC	-	0.0%	250.0%	Record Date	4-Sep-22
GSP Finance Company (Bangladesh) Limited	-	7.5%	2.5%	Record Date	4-Sep-22
SEML Lecture Equity Management Fund	-	0.0%	5.0%	Record Date	4-Sep-22
Sunlife Insurance Company Limited	-	0.0%	0.0%	Record Date	4-Sep-22
SEML IBBL Shariah Fund		0.0%	6.0%	Record Date	4-Sep-22
SEML FBLSL Growth Fund		0.0%	15.0%	Record Date	4-Sep-22
ICB AMCL Second Mutual Fund		0.0%	6.0%	Record Date	5-Sep-22
ICB Employees Provident MF 1: Scheme 1		0.0%	5.0%	Record Date	5-Sep-22
Prime Bank 1st ICB AMCL Mutual Fund		0.0%	5.0%	Record Date	5-Sep-22
Phoenix Finance 1st Mutual Fund		0.0%	5.0%	Record Date	5-Sep-22

**Important DSE News**
**ONEBANKLTD**

The Company will be placed in 'B' category from existing 'A' category with effect from August 16, 2022 as the Company has approved 5% stock dividend for the year ended December 31, 2021.

**JANATAINS**

**(Q2 Un-audited):** EPS was Tk. 0.52 for April-June 2022 as against Tk. 0.49 for April-June 2021; EPS was Tk. 0.98 for January-June 2022 as against Tk. 0.94 for January-June 2021. NOCFPS was Tk. 1.11 for January-June 2022 as against Tk. 1.77 for January-June 2021. NAV per share was Tk. 15.32 as on June 30, 2022 and Tk. 14.41 as on December 31, 2021.

**GREENDELMF**

The Trustee Board of the Fund has declared 7% cash dividend based on the Net Income for the year ended June 30, 2022. Record date: 05.09.2022. The Fund has reported EPU of Tk. 0.72, NAV per unit at market price of Tk. 10.79, NAV per unit at cost of Tk. 10.72 and NOCFPU of Tk. (0.54) for the year ended June 30, 2022 as against Tk. 2.13, Tk. 11.69, Tk. 11.20 and Tk. 0.57 respectively for the same period of the previous year.

**ATCSLGF**

The Trustee Board of the fund has declared 5% cash dividend based on Net Income for the year ended June 30, 2022. Record date: 05.09.2022. The Fund has also reported EPU of Tk. 0.50, NAV per unit at market price of Tk. 10.98, NAV per unit at cost of Tk. 11.48 and NOCFPU of Tk. 0.98 for the year ended June 30, 2022 as against Tk. 1.93, Tk. 12.41, Tk. 11.99 and Tk. 1.07 respectively for the same period of the previous year.

**CAPMBDBLMF**

The Trustee Board of the Fund has declared 8% cash dividend Based on the Distributable Income & Retained Earnings for the year ended June 30, 2022. Record date: 11.09.2022. The Fund has reported EPU of Tk. 0.73, NAV per unit at market price of Tk. 12.71, NAV per unit at cost of Tk.11.23 and NOCFPU of Tk. 0.67 for the year ended June 30, 2022 as against Tk. 2.41, Tk. 11.81, Tk. 11.85 and Tk. 1.00 respectively for the same period of the previous year.

**DBH1STMF**

The Trustee Board of the Fund has declared 7% cash dividend based on the Net Income for the year ended June 30, 2022. Record date: 05.09.2022. The Fund has reported EPU of Tk. 0.72, NAV per unit at market price of Tk. 11.01, NAV per unit at cost of Tk. 10.73 and NOCFPU of Tk. (0.38) for the year ended June 30, 2022 as against Tk. 2.13, Tk. 11.79, Tk. 11.21 and Tk. 0.26 respectively for the same period of the previous year.

**CAPMIBBLMF**

The Trustee Board of the Fund has declared 8% cash dividend based on Distributable Income and Retained Earnings for the year ended June 30, 2022. Record date: 11.09.2022. The Fund has also reported EPU of Tk. 0.84, NAV per unit at market price of Tk. 12.39, NAV per unit at cost of Tk. 11.11 and NOCFPU of Tk. 0.81 for the year ended June 30, 2022 as against Tk. 1.89, Tk. 11.97, Tk. 11.62 and Tk. 0.79 respectively for the same period of the previous year.

**FAREASTLIF**

Refer to their earlier news disseminated by DSE on 10.08.2022 regarding decision to sell properties, Sale amount of three properties of the company is BDT 123,33,00,000.00 only will be used for payments of policyholders claims.

**Disclaimer:** This report has been prepared by BRAC EPL Stock Brokerage Ltd and is provided for information purposes. It is not, under any circumstances, to be used or considered as an offer to sell, or a solicitation of any offer to buy. Reasonable care has been taken to ensure that the information is not untrue and misleading. BRAC EPL Stock Brokerage Ltd makes no representation or warranty as to the accuracy or completeness of such information. All opinions and estimates included in this report constitute our judgment as of this date and are subject to change without notice.