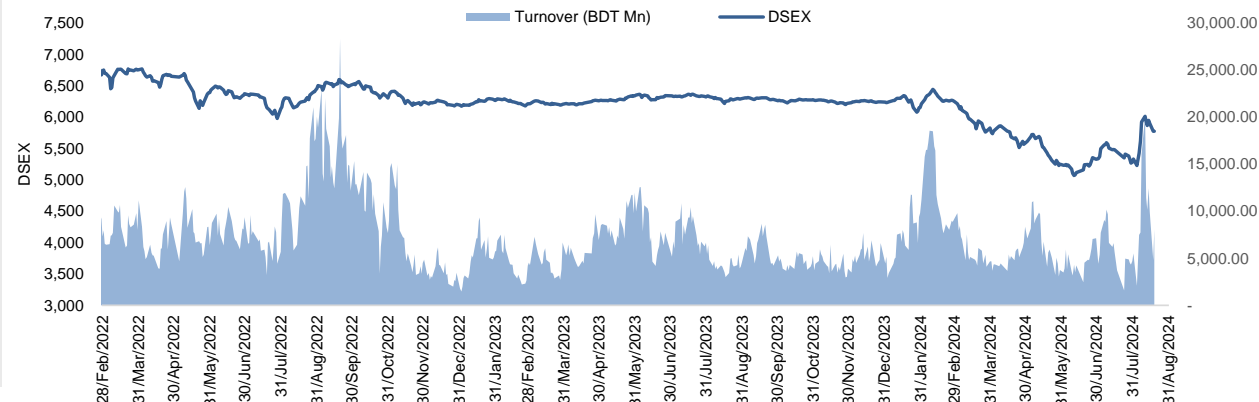


## Daily Market Update

The market closed in red today. The benchmark index DSEX (-0.05%) lost 3.15 points and closed at 5,775.49. The blue-chip index DS30 (-0.26%), the Shariah-based index DSES (+0.48%), and the large-cap index CDSET (+0.07%) closed at 2,121.14, 1,246.16, and 1,138.52 points, respectively. Large-cap sectors posted mixed performance today. Bank booked the highest gain of 0.37%, followed by Pharmaceutical (+0.22%), Food & Allied (+0.16%), Fuel & Power (+0.07%), Engineering (-0.74%), NBF1 (-1.56%), and Telecommunication (-2.92%), respectively. Block trades contributed 2.8% of the overall market turnover. Grameenphone Ltd. (-3.0%) was the most traded share with a turnover of BDT 811 million.



Index	Closing	Opening	Point Δ	%Δ	YTD %Δ
DSEX	5,775.49	5,778.64	-3.15	-0.05%	-7.5%
DS30	2,121.14	2,126.61	-5.47	-0.26%	+1.3%
DSES	1,246.16	1,240.19	+5.97	+0.48%	-8.6%
CDSET	1,138.52	1,137.77	+0.75	+0.07%	-5.3%

	Advanced	Declined	Unchanged	Total
All Category	119	247	30	396
A Category (Equity)	72	146	18	236
B Category (Equity)	34	59	8	101
N Category (Equity)	1	2	1	4
Z Category (Equity)	12	40	3	55
Mutual Funds	7	23	7	37
Corporate Bonds	0	2	0	2
Treasury Bonds	1	0	0	1

\* Based on Traded Scrips

	Today	Last Day	Daily %Δ	
Mcap	Mn BDT	6,975,332	7,010,783	-0.5%
	Mn USD	59,113	59,413	
Turnover	Mn BDT	8,072	4,809	+67.8%
	Mn USD	68	41	
Volume	Mn Shares	238	134	+78.4%
	No. of Trade	172,297	114,569	+50.4%

\* Average Interbank Exchange Rate is BDT 118.00 as of Aug 19, 2024

<b>Fahim Hassan</b> Research Analyst (880) 1709636546 fahim.hassan@bracepl.com	<b>Md Istiaz Uddin</b> Research Associate (880) 1708805202 mistiaz.uddin@bracepl.com
---	---

Figure: Sectorial Turnover (BDT Mn)

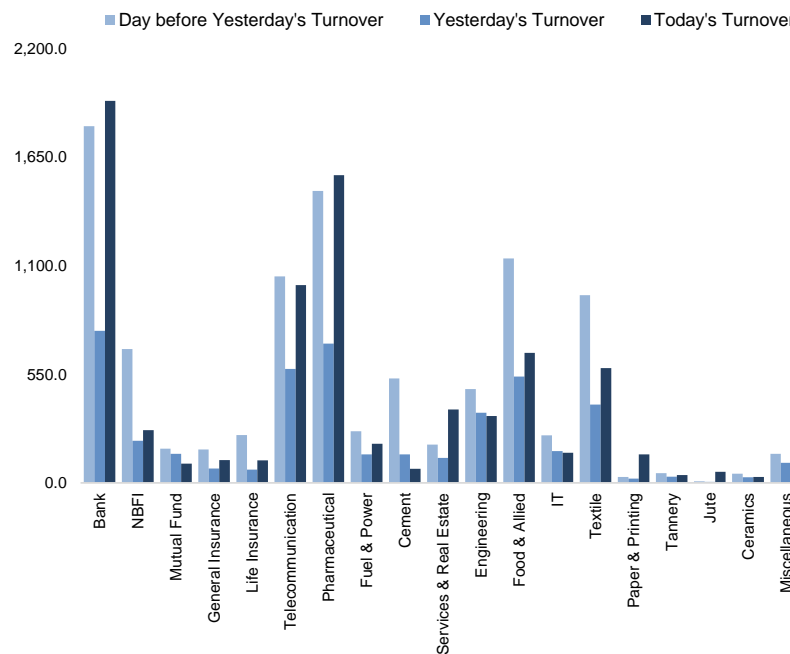
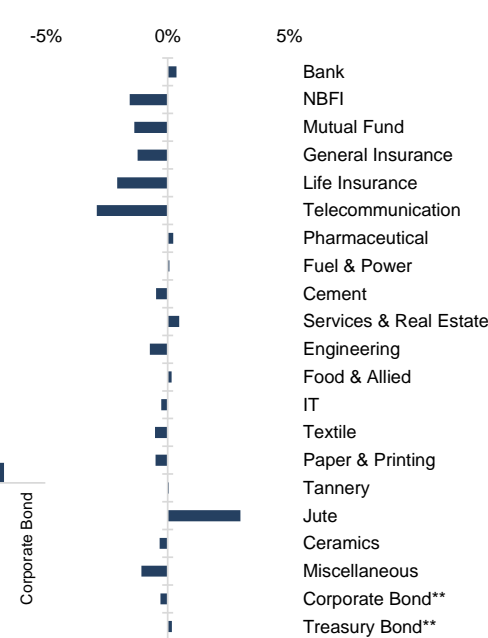


Figure: Sectorial Mcap Change



Market PE 16.0x  
Market PB 1.4x

\* Market P/E and P/BV calculation excludes Mutual Fund, Life Insurance, and NBL

Sector Index	Closing	Opening	Points Δ	%Δ	No. of Companies	Mcap (BDT Mn)	% of Total Mcap	Turnover (BDT Mn)	% of Total Turnover	PE	PB	Top Twenty Market Cap	Mcap (BDT Mn)	% of Total Mcap	Turnover (BDT Mn)	PE	PB
Bank	1,545	1,540	+5.65	+0.37%	36	740,203	10.6%	1,934.0	24.7%	8.0x	0.7x	GP	479,086	11.7%	811.4	13.6x	6.7x
NBFI	1,384	1,406	-21.94	-1.56%	23	133,935	1.9%	266.4	3.4%	NM	NM	BATBC	224,208	5.5%	140.0	12.8x	4.3x
Mutual Fund	713	723	-9.92	-1.37%	37	33,322	0.5%	97.2	1.2%	NM	0.6x	SQRUPHARMA	204,238	5.0%	174.6	10.1x	1.7x
General Insurance	3,105	3,144	-38.80	-1.23%	43	89,945	1.3%	116.0	1.5%	16.2x	1.4x	WALTONHIL	189,027	4.6%	11.2	14.6x	1.7x
Life Insurance	2,164	2,210	-45.92	-2.08%	15	57,539	0.8%	113.9	1.5%	NM	NM	ROBI	166,042	4.1%	169.6	35.6x	2.6x
Telecommunication	5,764	5,937	-173.10	-2.92%	3	667,325	9.6%	1,001.8	12.8%	15.9x	4.4x	BEXIMCO	103,842	2.5%	0.0	NM	1.2x
Pharmaceutical	3,261	3,254	+7.24	+0.22%	34	618,813	8.9%	1,558.4	19.9%	16.6x	1.8x	BRACBANK	92,202	2.3%	754.9	9.5x	1.3x
Fuel & Power	1,286	1,285	+0.87	+0.07%	23	338,594	4.9%	198.2	2.5%	22.2x	0.7x	RENATA	88,110	2.2%	127.1	38.4x	2.7x
Cement	2,506	2,518	-12.05	-0.48%	7	119,659	1.7%	71.0	0.9%	20.2x	2.6x	BERGERPBL	84,060	2.1%	2.9	26.0x	5.5x
Services & Real Estate	1,400	1,393	+6.60	+0.47%	9	77,387	1.1%	371.0	4.7%	24.2x	0.6x	UPGDCL	81,331	2.0%	10.5	10.9x	2.4x
Engineering	3,098	3,121	-23.00	-0.74%	42	357,882	5.1%	339.1	4.3%	15.1x	1.1x	LHBL	75,489	1.8%	40.6	15.9x	3.9x
Food & Allied	19,397	19,366	+31.38	+0.16%	21	356,122	5.1%	658.1	8.4%	18.9x	6.0x	ISLAMIBANK	70,679	1.7%	145.7	10.9x	1.0x
IT	2,571	2,578	-6.91	-0.27%	11	33,827	0.5%	151.9	1.9%	27.9x	2.2x	UNILEVERCL	58,779	1.4%	16.6	66.2x	26.8x
Textile	1,305	1,312	-6.80	-0.52%	58	135,419	1.9%	581.6	7.4%	NM	0.9x	ICB	54,464	1.3%	3.2	NM	1.3x
Paper & Printing	6,142	6,173	-30.78	-0.50%	6	28,180	0.4%	144.0	1.8%	39.6x	1.2x	DUTCHBANGL	48,071	1.2%	29.3	6.3x	1.0x
Tannery	2,333	2,332	+1.02	+0.04%	6	25,554	0.4%	39.1	0.5%	44.0x	2.4x	POWERGRID	37,192	0.9%	1.9	NM	0.2x
Jute	15,321	14,876	+445.14	+2.99%	3	3,590	0.1%	56.8	0.7%	NM	NM	EBL	36,670	0.9%	37.8	5.3x	0.9x
Ceramics	502	504	-1.67	-0.33%	5	22,297	0.3%	30.0	0.4%	59.4x	1.4x	BXPHARMA	35,912	0.9%	21.4	6.7x	0.8x
Miscellaneous	4,194	4,240	-45.86	-1.08%	15	228,536	3.3%	102.1	1.3%	38.7x	1.7x	OLYMPIC	34,549	0.8%	278.8	20.6x	3.3x
Corporate Bond**	6,835	6,855	-20.44	-0.30%	16	36,638	0.5%	0.3	0.0%	NM	NM	CITYBANK	31,252	0.8%	102.4	4.8x	0.8x
Treasury Bond**	324	323	+0.57	+0.18%	235	2,870,090	41.1%	10.7	0.1%	NM	NM						

Top Ten Gainers	Close Price (BDT)	Δ%	Turnover (BDT Mn)	PE	PB	Top Twenty Free Float Mcap	Free Float Mcap (BDT Mn)	% of Total Free Float Mcap	PE	PB	Most Traded Share	Close Price (BDT)	Δ%	Turnover (BDT Mn)	PE	PB
STANDBANKL	8.0	+9.6%	51.3	5.6x	0.5x	SQRUPHARMA	117,112	8.6%	10.1x	1.7x	GP	354.8	-3.0%	811.4	13.6x	6.7x
MIDLANDBNK	22.7	+8.1%	41.9	12.2x	1.6x	BEXIMCO	69,460	5.1%	NM	1.2x	BRACBANK	52.1	+1.0%	754.9	9.5x	1.3x
AOL	23.7	+7.7%	36.8	15.2x	1.2x	BATBC	45,948	3.4%	12.8x	4.3x	OLYMPIC	172.8	+1.3%	278.8	20.6x	3.3x
ISLAMIBANK	43.9	+7.3%	145.7	10.9x	1.0x	RENATA	35,002	2.6%	38.4x	2.7x	ORIONPHARM	53.3	-2.9%	220.6	12.1x	0.6x
QGBALLPEN	149.9	+6.9%	29.7	NM	1.3x	ISLAMIBANK	33,649	2.5%	10.9x	1.0x	JHRML	75.7	+6.3%	203.3	29.7x	2.3x
JHRML	75.7	+6.3%	203.3	29.7x	2.3x	BXPHARMA	32,479	2.4%	6.7x	0.8x	SEAPEARL	58.5	+1.4%	178.1	19.6x	3.0x
AL-HAJTEX	127.2	+6.3%	10.2	NM	14x	BRACBANK	32,157	2.4%	9.5x	1.3x	SQRUPHARMA	230.4	+0.8%	174.6	10.1x	1.7x
ICBAGRANI1	7.9	+5.3%	0.0	NM	1.0x	GP	30,004	2.2%	13.6x	6.7x	ROBI	31.7	-2.8%	169.6	35.6x	2.6x
JUTESPINN	263.7	+4.9%	0.0	NM	NM	LHBL	24,690	1.8%	15.9x	3.9x	IFIC	10.2	-2.9%	149.9	7.7x	0.5x
BEACONPHAR	125.4	+4.3%	27.9	64.3x	4.7x	EBL	24,199	1.8%	5.3x	0.9x	ISLAMIBANK	43.9	+7.3%	145.7	10.9x	1.0x

Top Ten Losers	Close Price (BDT)	Δ%	Turnover (BDT Mn)	PE	PB	Block Trade	Maximum Price (BDT)	Minimum Price (BDT)	No. of Trade	Quantity ('000)	Turnover (BDT Mn)
LOVELLO	84.2	-3.0%	32.6	61.0x	6.4x	MTB	13.4	13.4	2.0	5,068	67.91
MHSML	19.5	-3.0%	8.9	NM	1x	BRACBANK	54.8	53.0	3.0	1,020	54.10
CAPITECGBF	13.0	-3.0%	1.4	NM	1.3x	1STPRIMFMF	46.0	46.0	10.0	468	21.54
MTB	13.0	-3.0%	13.0	4.4x	0.5x	MIDLANDBNK	23.1	23.1	6.0	447	10.33
ORIONINFU	399.9	-3.0%	101.6	NM	26.8x	AMBEEPHA	850.0	850.0	2.0	11	9.35
HAMI	113.8	-3.0%	0.7	NM	12.5x	CENTRALINS	43.5	43.5	2.0	198	8.61
HEIDELBCEM	338.2	-3.0%	2.1	47.4x	4.7x	BEACHHATCH	73.0	73.0	1.0	100	7.30
GP	354.8	-3.0%	811.4	13.6x	6.7x	PRAGATILIF	200.0	182.0	3.0	28	5.48
NTC	270.7	-3.0%	0.3	NM	NM	GP	360.0	360.0	2.0	15	5.40
KBPPWBIL	88.3	-3.0%	0.4	NM	7.5x	FORTUNE	31.5	31.5	1.0	165	5.20

\* NBFI Sector PE calculation methodology has been modified to reflect positive earnings only.  
 \*\* The base of the Bond index starts at 100, starting from Jan 13, 2022  
 Similarly, Treasury Bond Index starts at 100, starting from Oct 10, 2022

Block Trade	Maximum Price (BDT)	Minimum Price	Turnover (BDT Mn)	Quantity ('000)	No. of Trade
MTB	13.4	13.4	67.9	5,068	2
BRACBANK	54.8	53.0	54.1	1,020	3
1STPRIMFMF	46.0	46.0	21.5	468	10
MIDLANDBNK	23.1	23.1	10.3	447	6
AMBEEPHA	850.0	850.0	9.4	11	2
CENTRALINS	43.5	43.5	8.6	198	2
BEACHHATCH	73.0	73.0	7.3	100	1
PRAGATILIF	200.0	182.0	5.5	28	3
GP	360.0	360.0	5.4	15	2
FORTUNE	31.5	31.5	5.2	165	1
SEAPEARL	59.0	59.0	4.4	75	2
PADMAOIL	211.0	211.0	4.2	20	2
BXPHARMA	80.5	80.5	3.6	45	2
GQBALLPEN	136.0	136.0	2.8	21	1
BEXIMCO	104.1	104.1	1.9	18	2
AGNISYSL	35.3	35.3	1.5	44	2
SIMTEX	24.1	24.1	1.1	45	1
SIMTEX	24.1	24.1	1.1	45	1
MEGHNALIFE	78.5	78.5	1.0	13	1
PREMIERCEM	64.3	64.3	1.0	15	1
PUBALIBANK	27.5	27.5	0.8	30	1
ARGONDENIM	19.9	19.9	0.8	39	1
<b>Total</b>			<b>229.7</b>		<b>66</b>

#### Important DSE News

##### CENTRALINS

(Q2 Un-audited): EPS was Tk. 0.53 for April-June 2024 as against Tk. 0.54 for April-June 2023; EPS was Tk. 1.06 for January-June 2024 as against Tk. 1.05 for January-June 2023. NOCFPS was Tk. 1.05 for January-June 2024 as against Tk. 1.09 for January-June 2023. NAV per share was Tk. 49.47 as on June 30, 2024 and Tk. 49.96 as on December 31, 2023.

##### BARKAPOWER

The company has informed that Mr. Faisal Ahmed Chowdhury has been elected as the Chairman of the company with effect from August 18, 2024.

##### BPPL

The company has informed that Mr. Faisal Ahmed Chowdhury has been elected as the Chairman and Mr. Gulam Rabbani Chowdhury has been appointed as the Managing Director of the company with effect from August 18, 2024.

##### DELTALIFE

The Company has informed that the Board of Directors has appointed Mr. Md. Asaduzzaman Mallik, Executive Vice President as the Company Secretary (Current Charge) of the company.

#### Upcoming Corporate Events

DSE Ticker	Right Share	Dividend		Event	Date
		Stock	Cash		
PROVATIINS		0.0%	13%	Record Date	21-Aug-24
PADMALIFE		0.0%	0%	Record Date	22-Aug-24
NHFIL		0.0%	10%	Record Date	22-Aug-24
MARICO		0.0%	1000%	Record Date	25-Aug-24
CLICL		0.0%	3%	Record Date	25-Aug-24
FAREASTFIN		0.0%	0%	Record Date	3-Sep-24
LANKABAFIN		0.0%	10%	Record Date	4-Sep-24
DELTALIFE		0.0%	30%	Record Date	5-Sep-24

**Disclaimer:** This report has been prepared by BRAC EPL Stock Brokerage Ltd and is provided for information purposes. It is not, under any circumstances, to be used or considered as an offer to sell, or a solicitation of any offer to buy. Reasonable care has been taken to ensure that the information is not untrue and misleading. BRAC EPL Stock Brokerage Ltd makes no representation or warranty as to the accuracy or completeness of such information. All opinions and estimates included in this report constitute our judgment as of this date and are subject to change without notice.