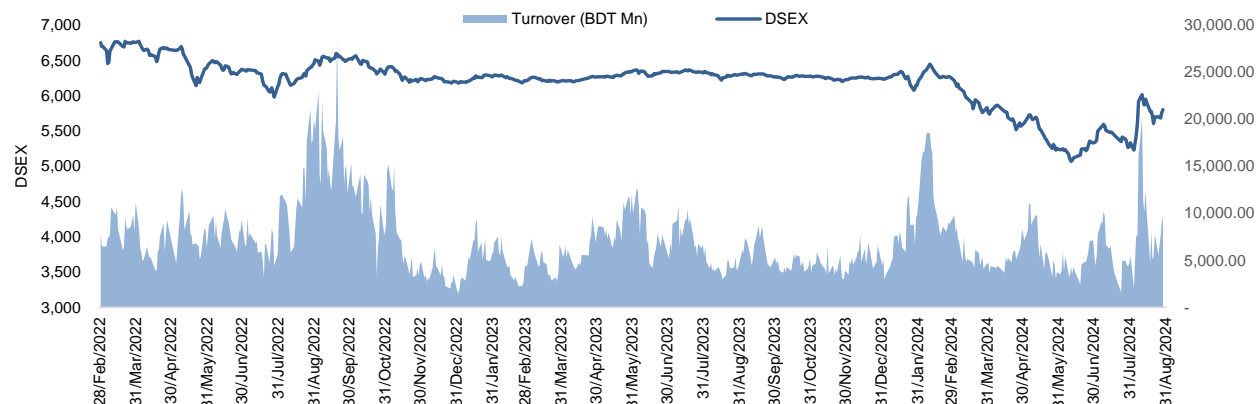


Daily Market Update

The market closed in green today. The benchmark index DSEX (+0.83%) gained 47.71 points and closed at 5,804.42. The blue-chip index DS30 (+0.32%), the Shariah-based index DSES (+0.56%), and the large-cap index CDSET (+0.23%) closed at 2,124.71, 1,241.26, and 1,145.15 points, respectively. Most of the large-cap sectors posted positive performance today. NBF1 booked the highest gain of 5.51% followed by Engineering (+3.32%), Food & Allied (+1.35%), Fuel & Power (+0.40%), Bank (+0.14%), Pharmaceutical (-0.29%), and Telecommunication (-0.83%), respectively. Block trades contributed 3.2% of the overall market turnover. British American Tobacco Bangladesh Company Limited (+1.4%) was the most traded share with a turnover of BDT 780 million.



| Index | Closing | Opening | Point Δ | %Δ | YTD %Δ |
|-------|----------|----------|---------|--------|--------|
| DSEX | 5,804.42 | 5,756.71 | +47.71 | +0.83% | -7.1% |
| DS30 | 2,124.71 | 2,117.93 | +6.78 | +0.32% | +1.5% |
| DSES | 1,241.26 | 1,234.37 | +6.89 | +0.56% | -9.0% |
| CDSET | 1,145.15 | 1,142.55 | +2.60 | +0.23% | -4.8% |

| | Advanced | Declined | Unchanged | Total |
|---------------------|----------|----------|-----------|-------|
| All Category | 298 | 67 | 32 | 397 |
| A Category (Equity) | 167 | 48 | 22 | 237 |
| B Category (Equity) | 87 | 11 | 3 | 101 |
| N Category (Equity) | 3 | 1 | 0 | 4 |
| Z Category (Equity) | 41 | 7 | 7 | 55 |
| Mutual Funds | 23 | 4 | 10 | 37 |
| Corporate Bonds | 2 | 0 | 0 | 2 |
| Treasury Bonds | 0 | 0 | 0 | 0 |

* Based on Traded Scrips

| | Today | Last Day | Daily %Δ | |
|--------------|-----------|-----------|-----------|--------|
| Mcap | Mn BDT | 6,995,815 | 6,956,752 | +0.6% |
| | Mn USD | 58,298 | 57,973 | |
| Turnover | Mn BDT | 9,633 | 8,986 | +7.2% |
| | Mn USD | 80 | 75 | |
| Volume | Mn Shares | 258 | 256 | +0.8% |
| No. of Trade | | 207,405 | 176,993 | +17.2% |

* Average Interbank Exchange Rate is BDT 120.00 as of Aug 29, 2024

| | |
|---|---|
| Fahim Hassan Research Analyst (884) 1709636546 fahim.hassan@bracepl.com | Md Istiaz Uddin Research Associate (884) 1708845202 mistiaz.uddin@bracepl.com |
|---|---|

Figure: Sectorial Turnover (BDT Mn)

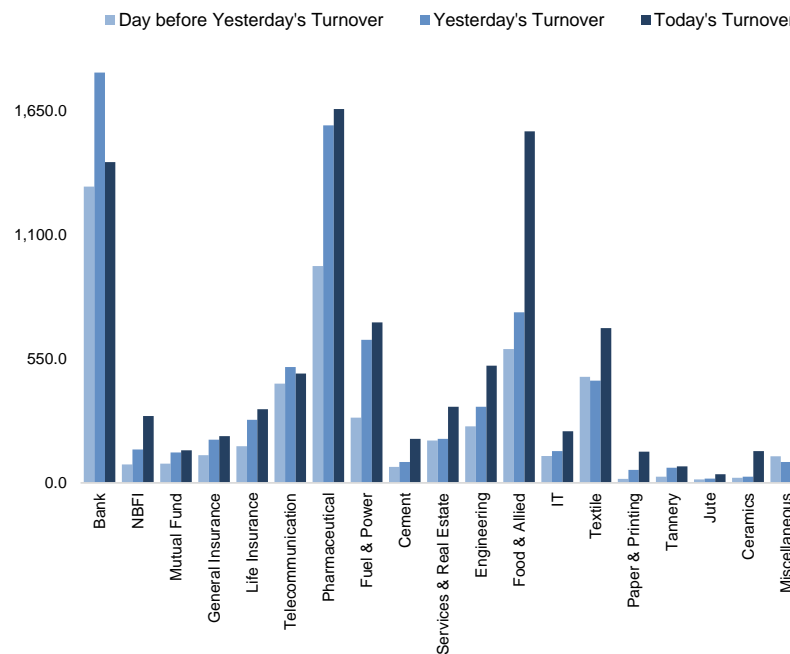
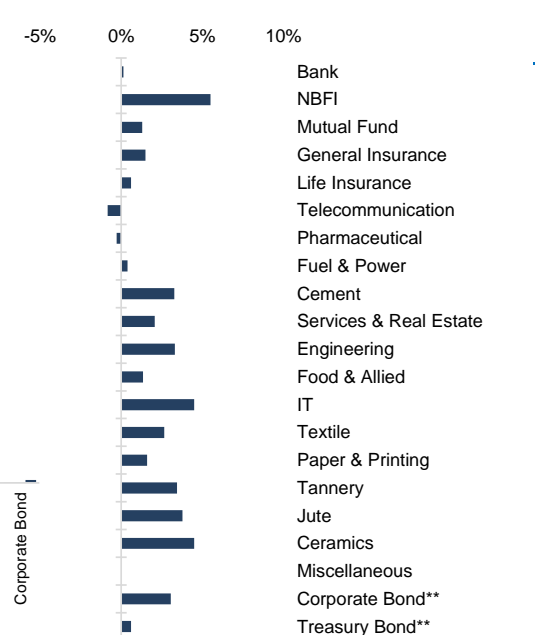


Figure: Sectorial Mcap Change



Market PE 16.1x

Market PB 1.4x

* Market P/E and P/BV calculation excludes Mutual Fund, Life Insurance, and NBL

| Sector Index | Closing | Opening | Points Δ | %Δ | No. of Companies | Mcap (BDT Mn) | % of Total Mcap | Turnover (BDT Mn) | % of Total Turnover | PE | PB | Top Twenty Market Cap | Mcap (BDT Mn) | % of Total Mcap | Turnover (BDT Mn) | PE | PB |
|------------------------|---------|---------|----------|--------|------------------|---------------|-----------------|-------------------|---------------------|-------|------|-----------------------|---------------|-----------------|-------------------|-------|-------|
| Bank | 1,567 | 1,565 | +2.21 | +0.14% | 36 | 750,736 | 10.7% | 1,421.6 | 15.2% | 8.1x | 0.7x | GP | 464,503 | 11.3% | 356.9 | 13.1x | 6.5x |
| NBFI | 1,405 | 1,331 | +73.31 | +5.51% | 23 | 135,982 | 1.9% | 295.7 | 3.2% | NM | NM | BATBC | 226,638 | 5.5% | 779.8 | 12.9x | 3.9x |
| Mutual Fund | 708 | 699 | +9.10 | +1.30% | 37 | 33,065 | 0.5% | 144.0 | 1.5% | NM | 0.6x | WALTONHIL | 211,111 | 5.1% | 44.7 | 16.3x | 1.9x |
| General Insurance | 3,127 | 3,081 | +46.23 | +1.50% | 43 | 90,588 | 1.3% | 207.1 | 2.2% | 16.5x | 1.4x | SQRPHARMA | 206,986 | 5.0% | 211.2 | 10.2x | 1.7x |
| Life Insurance | 2,334 | 2,320 | +13.93 | +0.60% | 15 | 62,043 | 0.9% | 325.9 | 3.5% | NM | NM | ROBI | 161,852 | 3.9% | 107.1 | 34.7x | 2.5x |
| Telecommunication | 5,601 | 5,647 | -46.82 | -0.83% | 3 | 648,453 | 9.3% | 484.3 | 5.2% | 15.5x | 4.3x | BEXIMCO | 103,842 | 2.5% | 0.1 | NM | 1.2x |
| Pharmaceutical | 3,204 | 3,213 | -9.23 | -0.29% | 34 | 607,957 | 8.7% | 1,656.6 | 17.8% | 16.3x | 1.8x | BRACBANK | 94,857 | 2.3% | 263.2 | 9.7x | 1.3x |
| Fuel & Power | 1,321 | 1,315 | +5.20 | +0.40% | 23 | 347,671 | 5.0% | 710.4 | 7.6% | 22.8x | 0.8x | RENATA | 87,295 | 2.1% | 415.7 | 38.0x | 2.7x |
| Cement | 2,546 | 2,465 | +80.90 | +3.28% | 7 | 121,585 | 1.7% | 194.7 | 2.1% | 20.5x | 2.7x | UPGDCL | 82,838 | 2.0% | 7.4 | 11.1x | 2.4x |
| Services & Real Estate | 1,346 | 1,319 | +27.35 | +2.07% | 9 | 74,425 | 1.1% | 336.8 | 3.6% | 23.3x | 0.5x | BERGERPBL | 81,699 | 2.0% | 6.0 | 25.3x | 5.3x |
| Engineering | 3,316 | 3,209 | +106.50 | +3.32% | 42 | 383,062 | 5.5% | 519.1 | 5.6% | 16.2x | 1.2x | MARICO | 71,307 | 1.7% | 35.3 | 14.3x | 7.2x |
| Food & Allied | 19,717 | 19,455 | +262.52 | +1.35% | 21 | 362,002 | 5.2% | 1,557.3 | 16.7% | 19.1x | 5.6x | ISLAMIBANK | 67,781 | 1.6% | 58.4 | 10.4x | 0.9x |
| IT | 2,561 | 2,450 | +110.49 | +4.51% | 11 | 33,690 | 0.5% | 228.4 | 2.4% | 27.8x | 2.2x | ICB | 58,800 | 1.4% | 12.8 | NM | 1.4x |
| Textile | 1,321 | 1,287 | +34.24 | +2.66% | 58 | 137,035 | 2.0% | 686.1 | 7.4% | NM | 0.9x | UNILEVERCL | 57,187 | 1.4% | 0.3 | 64.4x | 26.1x |
| Paper & Printing | 5,507 | 5,420 | +86.86 | +1.60% | 6 | 25,267 | 0.4% | 138.7 | 1.5% | 39.4x | 1.1x | DUTCHBANGL | 47,368 | 1.2% | 15.9 | 6.2x | 1.0x |
| Tannery | 2,338 | 2,260 | +77.79 | +3.44% | 6 | 25,603 | 0.4% | 72.8 | 0.8% | 44.1x | 2.4x | OLYMPIC | 40,208 | 1.0% | 448.4 | 24.0x | 3.9x |
| Jute | 15,250 | 14,695 | +554.79 | +3.78% | 3 | 3,574 | 0.1% | 37.7 | 0.4% | NM | NM | POWERGRID | 39,294 | 1.0% | 14.6 | NM | 0.2x |
| Ceramics | 496 | 475 | +21.35 | +4.50% | 5 | 22,028 | 0.3% | 140.5 | 1.5% | 58.7x | 1.3x | EBL | 36,534 | 0.9% | 32.7 | 5.3x | 0.9x |
| Miscellaneous | 4,175 | 4,174 | +0.42 | +0.01% | 15 | 227,466 | 3.3% | 153.6 | 1.6% | 38.5x | 1.7x | BXPHARMA | 33,994 | 0.8% | 106.5 | 6.4x | 0.7x |
| Corporate Bond** | 6,958 | 6,752 | +206.08 | +3.05% | 16 | 35,028 | 0.5% | 13.4 | 0.1% | NM | NM | MJLBD | 32,435 | 0.8% | 477.1 | 10.4x | 2.2x |
| Treasury Bond** | 334 | 332 | +2.04 | +0.61% | 235 | 2,868,074 | 41.0% | 0.0 | 0.0% | NM | NM | | | | | | |

| Top Ten Gainers | Close Price (BDT) | Δ% | Turnover (BDT Mn) | PE | PB | Top Twenty Free Float Mcap | Free Float Mcap (BDT Mn) | % of Total Free Float Mcap | PE | PB | Most Traded Share | Close Price (BDT) | Δ% | Turnover (BDT Mn) | PE | PB |
|-----------------|-------------------|--------|-------------------|-------|-------|----------------------------|--------------------------|----------------------------|-------|------|-------------------|---------------------|---------------------|-------------------|-----------------|-------------------|
| FORTUNE | 28.6 | +10.0% | 54.7 | 28.2x | 2.0x | SQRPHARMA | 117,112 | 8.6% | 10.2x | 1.7x | BATBC | 419.7 | +1.4% | 779.8 | 12.9x | 3.9x |
| TUNGHAI | 4.4 | +10.0% | 0.7 | NM | NM | BEXIMCO | 69,460 | 5.1% | NM | 1.2x | MJLBD | 102.4 | +0.2% | 477.1 | 10.4x | 2.2x |
| DESHBANDHU | 27.7 | +9.9% | 25.2 | 46.9x | 1.4x | BATBC | 45,948 | 3.4% | 12.9x | 3.9x | OLYMPIC | 201.1 | +3.4% | 448.4 | 24.0x | 3.9x |
| KBPPWBIL | 104.2 | +9.9% | 39.1 | NM | 8.8x | RENATA | 35,002 | 2.6% | 38.0x | 2.7x | RENATA | 761.1 | -0.1% | 415.7 | 38.0x | 2.7x |
| ADNTEL | 91.1 | +9.9% | 8.6 | NM | 3.0x | ISLAMIBANK | 33,649 | 2.5% | 10.4x | 0.9x | GP | 344.0 | -1.4% | 356.9 | 13.1x | 6.5x |
| ICB | 67.8 | +9.9% | 12.8 | NM | 1.4x | BXPHARMA | 32,479 | 2.4% | 6.4x | 0.7x | BRACBANK | 53.6 | +0.2% | 263.2 | 9.7x | 1.3x |
| CENTRALINS | 42.3 | +9.9% | 13.2 | 21.2x | 1x | BRACBANK | 32,157 | 2.4% | 9.7x | 1.3x | SQRPHARMA | 233.5 | -0.4% | 211.2 | 10.2x | 1.7x |
| LEGACYFOOT | 56.9 | +9.8% | 6.2 | NM | 5.2x | GP | 30,004 | 2.2% | 13.1x | 6.5x | PRAGATILIF | 211.5 | -0.2% | 176.1 | NM | NM |
| CONFIDCEM | 76.3 | +9.8% | 80.8 | 12.9x | 1.0x | LHBL | 24,690 | 1.8% | 16.3x | 4.0x | ORIONPHARM | 48.6 | +4.1% | 170.3 | 11.1x | 0.5x |
| MEGHNAPEP | 27.7 | +9.5% | 1.0 | NM | NM | EBL | 24,199 | 1.8% | 5.3x | 0.9x | CITYBANK | 23.3 | +0.9% | 135.8 | 4.8x | 0.8x |
| | | | | | | PUBALIBANK | 20,448 | 1.5% | 3.5x | 0.6x | | | | | | |
| | | | | | | NBL | 16,930 | 1.2% | NM | 1.9x | | | | | | |
| | | | | | | CITYBANK | 16,830 | 1.2% | 4.8x | 0.8x | | | | | | |
| | | | | | | BSRMLTD | 14,210 | 1.0% | 4.7x | 0.6x | | | | | | |
| | | | | | | ALARABANK | 13,534 | 1.0% | 10.4x | 1.1x | | | | | | |
| | | | | | | PRIMEBANK | 12,985 | 1.0% | 4.7x | 0.8x | | | | | | |
| | | | | | | OLYMPIC | 12,616 | 0.9% | 24.0x | 3.9x | | | | | | |
| | | | | | | UTTARABANK | 11,350 | 0.8% | 11.8x | 0.8x | | | | | | |
| | | | | | | ORIONPHARM | 11,317 | 0.8% | 11.1x | 0.5x | | | | | | |
| | | | | | | ROBI | 10,738 | 0.8% | 34.7x | 2.5x | | | | | | |
| Top Ten Losers | Close Price (BDT) | Δ% | Turnover (BDT Mn) | PE | PB | | | | | | Block Trade | Maximum Price (BDT) | Minimum Price (BDT) | No. of Trade | Quantity ('000) | Turnover (BDT Mn) |
| SPCL | 59.0 | -9.9% | 0.5 | 12.1x | 1.5x | | | | | | LOVELLO | 71.0 | 67.1 | 6.0 | 698 | 48.69 |
| KPCL | 24.0 | -9.8% | 0.1 | 72.7x | 1x | | | | | | BEACHHATCH | 78.0 | 78.0 | 5.0 | 500 | 39.00 |
| CITYGENINS | 68.8 | -7.0% | 1.1 | 20.2x | 3.3x | | | | | | BRACBANK | 53.9 | 53.9 | 2.0 | 530 | 28.57 |
| SONALIPAPR | 172.9 | -5.7% | 102.3 | NM | 1.1x | | | | | | CITYBANK | 25.1 | 24.9 | 3.0 | 825 | 20.55 |
| USMANIAGL | 38.2 | -3.8% | 0.1 | NM | 0.5x | | | | | | RELIANCE1 | 19.5 | 19.4 | 3.0 | 1,040 | 20.18 |
| LINDEBD | 1,156.9 | -3.6% | 21.4 | 30.7x | 2.8x | | | | | | PRAGATILIF | 225.6 | 200.0 | 8.0 | 97 | 20.14 |
| MARICO | 2,263.7 | -3.5% | 35.3 | 14.3x | 7.2x | | | | | | IFIC | 9.9 | 9.9 | 1.0 | 1,800 | 17.82 |
| TAMIJTEX | 128.4 | -3.1% | 5.1 | 19.3x | 1.4x | | | | | | KBPPWBIL | 94.9 | 85.4 | 8.0 | 198 | 17.72 |
| TAKAFULINS | 35.7 | -3.0% | 0.5 | 24.1x | 1.8x | | | | | | AIL | 99.4 | 84.0 | 5.0 | 177 | 16.60 |
| AL-HAJTEX | 116.5 | -2.8% | 4.6 | NM | 12.8x | | | | | | SUNLIFEINS | 54.0 | 54.0 | 2.0 | 264 | 14.26 |

* NBFI Sector PE calculation methodology has been modified to reflect positive earnings only.
 ** The base of the Bond Index starts at 100, starting from Jan 13, 2022
 Similarly, Treasury Bond Index starts at 100, starting from Oct 10, 2022

| Block Trade | Maximum Price (BDT) | Minimum Price | Turnover (BDT Mn) | Quantity ('000) | No. of Trade |
|--------------|---------------------|---------------|-------------------|-----------------|--------------|
| LOVELLO | 71.0 | 67.1 | 48.7 | 698 | 6 |
| BEACHHATCH | 78.0 | 78.0 | 39.0 | 500 | 5 |
| BRACBANK | 53.9 | 53.9 | 28.6 | 530 | 2 |
| CITYBANK | 25.1 | 24.9 | 20.5 | 825 | 3 |
| RELIANCE1 | 19.5 | 19.4 | 20.2 | 1,040 | 3 |
| PRAGATILIF | 225.6 | 200.0 | 20.1 | 97 | 8 |
| IFIC | 9.9 | 9.9 | 17.8 | 1,800 | 1 |
| KBPPWBIL | 94.9 | 85.4 | 17.7 | 198 | 8 |
| AIL | 99.4 | 84.0 | 16.6 | 177 | 5 |
| SUNLIFEINS | 54.0 | 54.0 | 14.3 | 264 | 2 |
| CENTRALINS | 38.5 | 38.5 | 11.6 | 300 | 1 |
| IBNSINA | 312.0 | 312.0 | 10.5 | 34 | 3 |
| BEXIMCO | 122.6 | 104.1 | 9.4 | 88 | 16 |
| AGNISYSL | 31.8 | 31.0 | 4.8 | 151 | 3 |
| ADNTEL | 91.1 | 91.1 | 3.6 | 40 | 4 |
| SEAPEARL | 51.0 | 51.0 | 2.6 | 50 | 1 |
| BATBC | 450.1 | 450.1 | 1.6 | 4 | 1 |
| BATBC | 450.1 | 450.1 | 1.6 | 4 | 1 |
| DGIC | 29.7 | 29.7 | 1.5 | 50 | 2 |
| MIRAKHTER | 50.1 | 50.1 | 1.3 | 25 | 1 |
| MIDLANDBNK | 30.2 | 30.2 | 1.2 | 41 | 2 |
| FUWANGFOOD | 21.5 | 21.5 | 1.1 | 53 | 1 |
| Total | | | 308.1 | | 97 |

Upcoming Corporate Events

| DSE Ticker | Right Share | Dividend | | Event | Date |
|------------|-------------|----------|------|-------------|-----------|
| | | Stock | Cash | | |
| FAREASTFIN | | 0.0% | 0% | Record Date | 3-Sep-24 |
| LANKABAFIN | | 0.0% | 10% | Record Date | 4-Sep-24 |
| DELTALIFE | | 0.0% | 30% | Record Date | 5-Sep-24 |
| SONARBAINS | | 0.0% | 10% | Record Date | 11-Sep-24 |
| RUPALILIFE | | 0.0% | 12% | Record Date | 26-Sep-24 |
| GLOBALINS | | 0.0% | 10% | Record Date | 1-Oct-24 |
| PRIMELIFE | | 0.0% | 1% | Record Date | 9-Oct-24 |

Important DSE News

BGIC

(Q2 Un-audited): EPS was Tk. 0.58 for April-June 2024 as against Tk. 0.54 for April-June 2023; EPS was Tk. 1.22 for January-June 2024 as against Tk. 1.27 for January-June 2023. NOCFPS was Tk. 1.31 for January-June 2024 as against Tk. 1.16 for January-June 2023. NAV per share was Tk. 20.17 as on June 30, 2024 and Tk. 20.85 as on June 30, 2023.

PRIMELIFE

The Board of Directors has recommended 1% Cash Dividend for the year ended December 31, 2023. Date of AGM: 06.11.2024, Time: 12:00 PM, Venue: 112, Kazi Nazrul Islam Avenue, Bangla Motor, Dhaka through using Hybrid System. Record Date: 09.10.2024.

RUPALILIFE

The Board of Directors has recommended 12% Cash Dividend for the year ended December 31, 2023. Date of AGM: 30.10.2024, Time: 10:00 AM, Venue: Using Digital Platform (Link will be notified later on). Record Date: 26.09.2024.

DHAKAINS

(Q2 Un-audited): EPS was Tk. 0.75 for April-June 2024 as against Tk. 0.79 for April-June 2023; EPS was Tk. 1.50 for January-June 2024 as against Tk. 1.56 for January-June 2023. NOCFPS was Tk. 0.75 for January-June 2024 as against Tk. 0.34 for January-June 2023. NAV per share (with revaluation) was Tk. 35.73 as on June 30, 2024 and Tk. 34.59 as on December 31, 2023, NAV per share (without revaluation) was Tk. 25.10 as on June 30, 2024 and Tk. 23.95 as on December 31, 2023.

BNICL

Ms. Tasnim Binthe Mostafa, a Director of the Company, has expressed her intention to buy 17,80,833 shares of the Company at prevailing market price (in the Block Market) through Dhaka Stock Exchange PLC. within next 30 working days.

UNIONBANK

The company has informed that the existing Board of Directors of the company has been dissolved with immediate effect. Bangladesh Bank has formed a new Board of Directors consisting 05 (Five) Independent Directors vide a letter dated August 27, 2024. The list containing name & identity and position of the new Board of Directors is as follows: 01. Mr. Md. Fariduddin Ahmed, Former Managing Director, Islami Bank Bangladesh PLC., Chairman/ Independent Director, 02. Mr. Mohd. Humayun Kabir, Former Executive Director, Bangladesh Bank, Independent Director, 03. Mr. Mohammad Saiful Alam, Former Deputy Managing Director, RAKUB, Independent Director, 04. Mr. Dr. Md. Shahidul Islam Zahid, Professor, Department of Banking and Insurance, DU, Independent Director and 05. Mr. Sheikh Zahidul Islam FCA, Chartered Accountant, Independent Director.

ISLAMIBANK

The company has informed that the Board of Directors of Islami Bank Bangladesh PLC has been dissolved by Bangladesh Bank vide a letter dated August 22, 2024 and formed the new Board of Directors of Islami Bank Bangladesh PLC with the following Independent Directors: 01. Mr. Md. Obayed Ullah Al Masud, Independent Director & Chairman (subject to resignation from the Board of Directors of NCC Bank PLC.; Former Managing Director, Rupali Bank PLC), 02. Mr. Mohammad Khurshid Wahab (Former Executive Director, Bangladesh Bank), Independent Director, 03. Mr. Md. Abdul Jalil (Former Deputy Managing Director, Al-Arafah Islami Bank PLC), Independent Director, 04. Dr. M. Masud Rahman (Former Professor, Department of Finance, University of Dhaka), Independent Director and 05. Mr. Md. Abdus Salam, FCA, FCS (Chartered Accountants), Independent Director.

GIB

The company has informed that Bangladesh Bank, vide a letter August 27, 2024, has dissolved the Board of Directors of Global Islami Bank PLC and reconstituted the Board of Directors and appointed the following Independent Directors to the Board of the Bank : 01. Mr. Mohammed Nurul Amin (Independent Director and Chairman of the Board; Former Managing Director, Meghna Bank PLC), 02. Mr. Md. Zamal Mollah (Former Executive Director, Bangladesh Bank), Independent Director, 03. Mr. Nurul Islam Khalifa (Former Deputy Managing Director, Islami Bank Bangladesh PLC), Independent Director, 04. Prof. Abu Hena Reza Hasan (Professor, International Business, University of Dhaka), Independent Director and 05. Mr. Md. Mahamud Hosain, FCA (Chartered Accountant), Independent Director.

Disclaimer: This report has been prepared by BRAC EPL Stock Brokerage Ltd and is provided for information purposes. It is not, under any circumstances, to be used or considered as an offer to sell, or a solicitation of any offer to buy. Reasonable care has been taken to ensure that the information is not untrue and misleading. BRAC EPL Stock Brokerage Ltd makes no representation or warranty as to the accuracy or completeness of such information. All opinions and estimates included in this report constitute our judgment as of this date and are subject to change without notice.