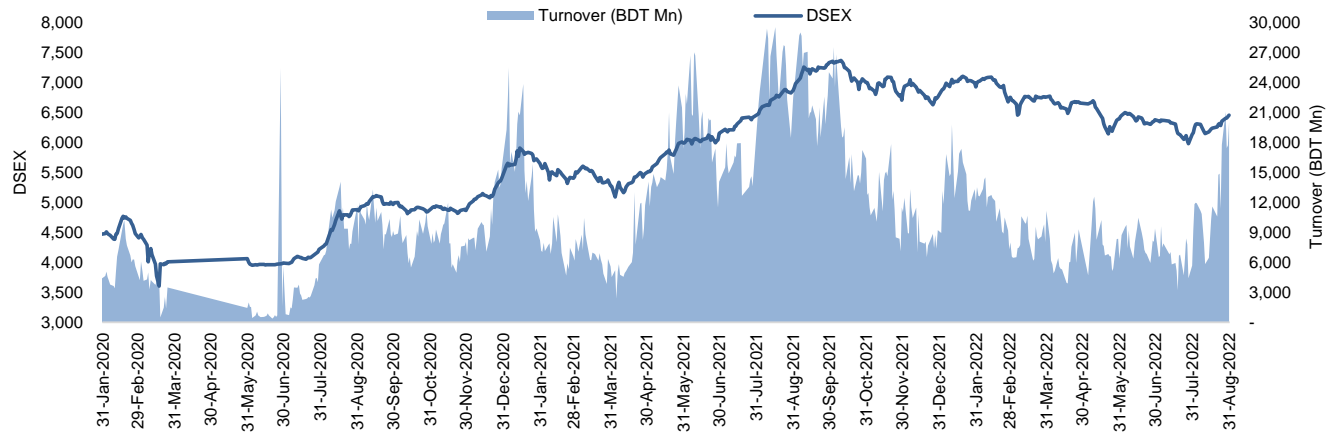


Daily Market Update

The market closed in green today. The benchmark index DSEX (+0.38%) gained 24.38 points and closed at 6,457.22. The blue-chip index DS30 (+0.16%), the Shariah-based index DSES (+0.17%), and the large-cap index CDSET (+0.21%) closed at 2,283.06, 1,398.67, and 1,250.21 points, respectively. Large-cap sectors posted mixed performance today. Fuel & Power booked the highest gain of 0.62% followed by Bank (+0.39%), Engineering (+0.35%), Pharmaceutical (+0.07%). NBF1 experienced the highest loss of 1.23% followed by Food & Allied (-0.16%), Telecommunication (-0.06%). Block trades contributed 0.6% of the overall market turnover. LafargeHolcim Bangladesh Limited (+5.8%) was the most traded share with a turnover of BDT 974 million.



Index	Closing	Opening	Point Δ	%Δ	YTD %Δ
DSEX	6,457.22	6,432.83	+24.38	+0.38%	-4.4%
DS30	2,283.06	2,279.33	+3.73	+0.16%	-9.9%
DSES	1,398.67	1,396.28	+2.39	+0.17%	-2.3%
CDSET	1,250.21	1,247.61	+2.60	+0.21%	-8.0%

	Advanced	Declined	Unchanged	Total
All Category	179	135	66	380
A Category (Equity)	137	83	38	258
B Category (Equity)	31	47	15	93
N Category (Equity)	3	2	1	6
Z Category (Equity)	8	3	12	23
Mutual Funds	10	3	22	35
Corporate Bonds	2	0	2	4

	Today	Last Day	Daily %Δ	
Mcap	Mn BDT	5,188,232	5,174,288	+0.3%
	Mn USD	54,613	54,466	
Turnover	Mn BDT	20,057	17,693	+13.4%
	Mn USD	211	186	
Volume	Mn Shares	526	473	+11.4%
No. of Trade		323,253	283,775	+13.9%

* Exchange Rate is BDT 95.00 as of Aug 31, 2022

Figure: Sectorial Turnover (BDT)

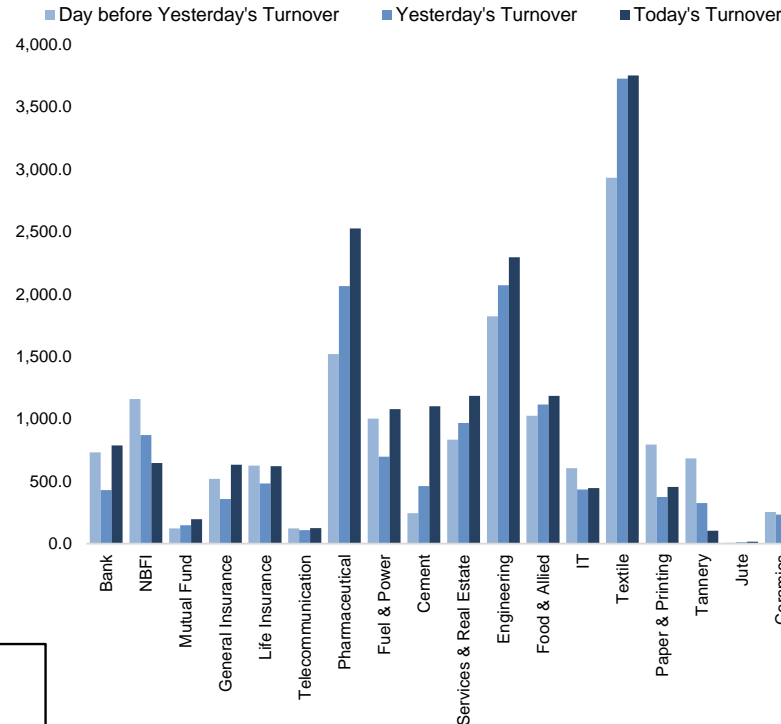
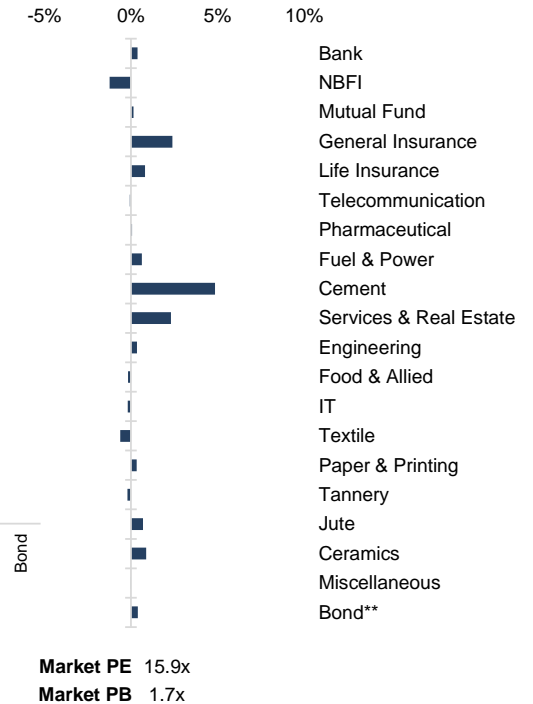


Figure: Sectorial Mcap Change



Fahim Hassan Research Associate (880) 1709636546 fahim.hassan@bracepl.com	Billal Hossain Research Associate (880) 1708805229 billal.hossain@bracepl.com
---	---

Sector Index	Closing	Opening	Points Δ	%Δ	No. of Companies	Mcap (BDT Mn)	% of Total Mcap	Turnover (BDT Mn)	% of Total Turnover	PE	PB	Top Twenty Market Cap	Mcap (BDT Mn)	% of Total Mcap	Turnover (BDT Mn)	PE	PB
Bank	1,458	1,452	+5.60	+0.39%	33	672,492	14.7%	787.2	4.1%	7.8x	0.8x	GP	388,616	8.5%	48.4	11.4x	7.7x
NBFI	2,100	2,126	-26.13	-1.23%	23	206,853	4.5%	647.1	3.4%	NM	4.0x	WALTONHIL	317,439	6.9%	11.1	26.1x	3.1x
Mutual Fund	890	889	+1.29	+0.15%	36	39,238	0.9%	196.4	1.0%	NM	0.8x	BATBC	280,260	6.1%	168.3	18.1x	7.4x
General Insurance	3,303	3,225	+77.32	+2.40%	41	97,625	2.1%	631.9	3.3%	15.7x	1.6x	SQURPHARMA	187,130	4.1%	189.2	10.1x	1.9x
Life Insurance	2,455	2,435	+19.68	+0.81%	13	70,747	1.5%	620.9	3.2%	NM	NM	ROBI	157,138	3.4%	19.2	NM	2.4x
Telecommunication	4,949	4,952	-3.02	-0.06%	3	582,660	12.7%	123.3	0.6%	15.5x	4.6x	RENATA	140,434	3.1%	31.6	25.4x	4.9x
Pharmaceutical	3,848	3,846	+2.59	+0.07%	32	722,719	15.8%	2,525.1	13.1%	17.8x	2.6x	UPGDCL	137,620	3.0%	17.6	11.1x	4.2x
Fuel & Power	1,766	1,755	+10.94	+0.62%	23	460,888	10.0%	1,078.4	5.6%	11.6x	1.2x	BEXIMCO	103,669	2.3%	745.6	7.2x	1.3x
Cement	2,697	2,572	+125.05	+4.86%	7	129,987	2.8%	1,101.8	5.7%	28.3x	2.8x	LHBL	91,749	2.0%	974.3	23.5x	5.2x
Services & Real Estate	1,656	1,619	+37.43	+2.31%	8	62,632	1.4%	1,184.1	6.1%	87.2x	1.2x	BERGERPBL	83,035	1.8%	5.2	26.9x	7.2x
Engineering	4,652	4,636	+16.34	+0.35%	42	544,698	11.9%	2,293.7	11.9%	20.5x	1.9x	ICB	78,084	1.7%	6.5	44.2x	1.7x
Food & Allied	21,622	21,657	-35.00	-0.16%	21	383,950	8.4%	1,183.0	6.1%	23.0x	8.1x	MARICO	77,887	1.7%	9.8	22.2x	33.9x
IT	2,617	2,622	-4.96	-0.19%	11	33,534	0.7%	446.2	2.3%	27.3x	2.3x	BXPHARMA	73,742	1.6%	122.0	12.9x	1.9x
Textile	1,752	1,763	-10.82	-0.61%	58	188,999	4.1%	3,750.2	19.4%	28.4x	1.2x	BEACONPHAR	59,690	1.3%	18.6	63.8x	10.2x
Paper & Printing	11,209	11,172	+37.72	+0.34%	6	41,032	0.9%	454.6	2.4%	NM	2.8x	BRACBANK	57,768	1.3%	260.7	11.3x	1.0x
Tannery	3,130	3,136	-6.09	-0.19%	6	33,422	0.7%	103.2	0.5%	35.2x	3.2x	ISLAMIBANK	53,291	1.2%	2.6	10.9x	0.8x
Jute	8,868	8,807	+61.10	+0.69%	3	2,044	0.0%	16.0	0.1%	NM	28.8x	DUTCHBANGL	45,224	1.0%	13.7	7.8x	1.2x
Ceramics	754	747	+6.59	+0.88%	5	33,603	0.7%	277.4	1.4%	31.5x	2.0x	TITASGAS	41,943	0.9%	91.7	12.5x	0.6x
Miscellaneous	4,355	4,355	-0.03	-0.00%	15	241,517	5.3%	1,864.3	9.7%	11.8x	2.0x	POWERGRID	38,986	0.9%	106.9	10.6x	0.4x
Bond**	90	90	+0.36	+0.40%	9	37,440	0.8%	2.3	0.0%	NM	NM	SUMITPOWER	37,589	0.8%	25.2	9.0x	1.0x

Top Ten Gainers	Close Price (BDT)	Δ%	Turnover (BDT Mn)	PE	PB	Top Twenty Free Float Mcap	Free Float Mcap (BDT Mn)	% of Total Free Float Mcap	PE	PB	Most Traded Share	Close Price (BDT)	Δ%	Turnover (BDT Mn)	PE	PB
BPML	66.3	+10.0%	190.7	24.5x	1.4x	SQURPHARMA	122,439	7.0%	10.1x	1.9x	LHBL	79.0	+5.8%	974.3	23.5x	5.2x
ACFL	33.0	+9.6%	207.7	28.9x	0.9x	BATBC	74,129	4.3%	18.1x	7.4x	BEXIMCO	118.3	-0.8%	745.6	7.2x	1.3x
CONFIDCEM	107.4	+9.5%	57.2	12.1x	1.3x	BEXIMCO	71,998	4.1%	7.2x	1.3x	BSC	144.1	+3.5%	664.0	10.7x	2.1x
KEYACOSMET	7.1	+9.2%	96.5	NM	0.6x	RENATA	68,560	3.9%	25.4x	4.9x	ORIONPHARM	105.6	-1.6%	608.4	25.7x	1.3x
ORIONINFU	288.7	+8.7%	268.5	NM	21.3x	BXPHARMA	51,487	3.0%	12.9x	1.9x	MAKSONSPIN	30.1	+4.9%	516.7	8.6x	1.4x
SPCL	76.6	+6.5%	137.9	10.2x	1.9x	BEACONPHAR	41,783	2.4%	63.8x	10.2x	EHL	92.2	+5.4%	417.4	18.7x	1.3x
GENNEXT	6.6	+6.5%	39.2	NM	1x	GP	38,862	2.2%	11.4x	7.7x	MALEKSPIN	41.2	-4.6%	397.6	9.5x	0.9x
PENINSULA	33.6	+6.3%	163.6	50.1x	1.1x	LHBL	32,406	1.9%	23.5x	5.2x	NPOLYMER	64.9	+4.7%	346.5	21.1x	2.3x
CRYSTALINS	43.9	+6.3%	12.6	14.4x	1.9x	BRACBANK	31,056	1.8%	11.3x	1.0x	DELTALIFE	168.3	+1.3%	341.5	NM	NM
LHBL	79.0	+5.8%	974.3	23.5x	5.2x	EBL	24,031	1.4%	7.6x	1.1x	INTRACO	38.8	-10.0%	293.1	37.1x	3.3x

Top Ten Losers	Close Price (BDT)	Δ%	Turnover (BDT Mn)	PE	PB	Top Twenty Free Float Mcap	Free Float Mcap (BDT Mn)	% of Total Free Float Mcap	PE	PB	Block Trade	Maximum Price (BDT)	Minimum Price (BDT)	No. of Trade	Quantity ('000)	Turnover (BDT Mn)
INTRACO	38.8	-10.0%	293.1	37.1x	3.3x	PUBALIBANK	19,793	1.1%	5.9x	0.7x	LHBL	75.3	73.0	6.0	2,072	155.47
SONARGAON	60.2	-8.8%	57.1	NM	5x	NBL	19,116	1.1%	NM	0.5x	FORTUNE	82.5	79.5	6.0	1,533	123.08
SIMTEX	22.2	-6.7%	130.0	26.1x	1.0x	CITYBANK	18,342	1.1%	4.8x	0.7x	ORIONPHARM	118.0	100.0	8.0	1,028	104.34
DACCADYE	22.3	-6.3%	74.3	24.2x	0.6x	ORIONPHARM	16,808	1.0%	25.7x	1.3x	ORIONPHARM	260.0	243.0	7.0	336	81.82
SINOBANGLA	67.1	-6.0%	61.0	37.9x	2.5x	OLYMPIC	16,616	1.0%	18.7x	3.0x	ORIONINFU	38.5	38.5	2.0	1,800	69.30
MONOSPOOL	180.7	-6.0%	39.3	59.4x	4.3x	ROBI	15,714	0.9%	5.3x	0.7x	BRACBANK	47.0	39.0	11.0	1,288	54.99
JUTESPINN	164.2	-5.4%	1.3	NM	NM	BSRMLTD	15,362	0.9%	12.1x	1.1x	INTRACO	74.0	74.0	8.0	620	45.88
TOSRIFA	28.2	-5.4%	48.2	27.0x	1.0x	ALARABANK	14,733	0.8%	12.6x	0.8x	IPDC	59.0	55.0	4.0	438	24.62
APEXFOODS	241.7	-4.9%	88.1	84.8x	1.8x	IFIC	14,515	0.8%	12.6x	0.8x	AL-HAJTEX	142.1	136.0	15.0	176	24.32
PAPERPROC	232.3	-4.8%	116.8	76.1x	7.8x						BNICL	66.0	65.0	2.0	130	8.48

*NBFI Sector PE calculation methodology has been modified to reflect positive earnings only.

** The base of the Bond index starts at 100, starting from Jan 13, 2022

Block Trade	Maximum Price (BDT)	Minimum Price (BDT)	Turnover (BDT Mn)	Quantity ('000)	No. of Trade
LHBL	75.3	73.0	155.5	2,072	6
FORTUNE	82.5	79.5	123.1	1,533	6
ORIONPHARM	118.0	100.0	104.3	1,028	8
ORIONINFU	260.0	243.0	81.8	336	7
BRACBANK	38.5	38.5	69.3	1,800	2
INTRACO	47.0	39.0	55.0	1,288	11
IPDC	74.0	74.0	45.9	620	8
SEAPEARL	59.0	55.0	24.6	438	4
AL-HAJTEX	142.1	136.0	24.3	176	15
BNICL	66.0	65.0	8.5	130	2
BATBC	527.0	527.0	7.9	15	3
DACCADYE	24.5	24.5	7.4	300	1
AMANFEED	42.4	42.4	5.5	129	1
DGIC	34.0	34.0	5.1	150	1
BEXIMCO	120.0	120.0	4.8	40	1
MONNOFABR	27.5	26.3	4.8	180	2
PHARMAID	945.0	945.0	4.6	5	1
SAIHAMTEX	26.7	26.7	4.0	151	1
IMAMBUTTON	126.7	126.7	3.9	31	2
SQURPHARMA	212.6	212.4	3.7	18	2
BBSCABLES	52.5	52.5	2.5	47	1
MATINSPINN	87.0	82.0	2.3	27	3
Total			769.9		111

Important DSE News

NATLIFEINS

Credit Rating Agency of Bangladesh Limited (CRAB) has announced the rating of the Company as "AAA" in the long term along with a Stable outlook based on audited financial statements of the Company as of December 31, 2021 and other relevant quantitative as well as qualitative information up to the date of rating declaration.

MERCANBANK

Mr. A.K.M Shaheed Reza, one of the Sponsors of the Company, has further informed that he has completed his sale of 6,00,000 shares of the Company at prevailing market price through Dhaka Stock Exchange as per declaration disseminated on 28.08.2022.

UNIONINS

WASO Credit Rating Company (BD) Ltd. (WCRCL) has announced the surveillance rating of the Company as "AA2" for long term and "ST-2" for short term along with a Stable outlook based on latest audited financial statements of the Company for FY2021 and other relevant qualitative and quantitative up to the date of rating issuance.

Upcoming Corporate Events

DSE Ticker	Right Share	Dividend		Event	Date
		Stock	Cash		
Walton Hi-Tech Industries PLC	-	0.0%	250.0%	Record Date	04-Sep-22
GSP Finance Company (Bangladesh) Limited	-	7.5%	2.5%	Record Date	04-Sep-22
SEML Lecture Equity Management Fund	-	0.0%	5.0%	Record Date	04-Sep-22
Sunlife Insurance Company Limited	-	0.0%	0.0%	Record Date	04-Sep-22
SEML IBBL Shariah Fund	-	0.0%	6.0%	Record Date	04-Sep-22
SEML FBLSL Growth Fund	-	0.0%	15.0%	Record Date	04-Sep-22
ICB AMCL Second Mutual Fund	-	0.0%	6.0%	Record Date	05-Sep-22
ICB Employees Provident MF 1: Scheme 1	-	0.0%	5.0%	Record Date	05-Sep-22
Prime Bank 1st ICB AMCL Mutual Fund	-	0.0%	5.0%	Record Date	05-Sep-22
Phoenix Finance 1st Mutual Fund	-	0.0%	5.0%	Record Date	05-Sep-22
ICB AMCL Third NRB Mutual Fund	-	0.0%	5.0%	Record Date	05-Sep-22
IFIL Islamic Mutual Fund-1	-	0.0%	4.0%	Record Date	05-Sep-22
ICB AMCL Sonali Bank Limited 1st Mutual Fund	-	0.0%	5.0%	Record Date	05-Sep-22
ICB AMCL First Agrani Bank Mutual Fund	-	0.0%	9.0%	Record Date	05-Sep-22
Green Delta Mutual Fund	-	0.0%	7.0%	Record Date	05-Sep-22
Asian Tiger Sandhani Life Growth Fund	-	0.0%	5.0%	Record Date	05-Sep-22
DBH First Mutual Fund	-	0.0%	7.0%	Record Date	05-Sep-22

Disclaimer: This report has been prepared by BRAC EPL Stock Brokerage Ltd and is provided for information purposes. It is not, under any circumstances, to be used or considered as an offer to sell, or a solicitation of any offer to buy. Reasonable care has been taken to ensure that the information is not untrue and misleading. BRAC EPL Stock Brokerage Ltd makes no representation or warranty as to the accuracy or completeness of such information. All opinions and estimates included in this report constitute our judgment as of this date and are subject to change without notice.