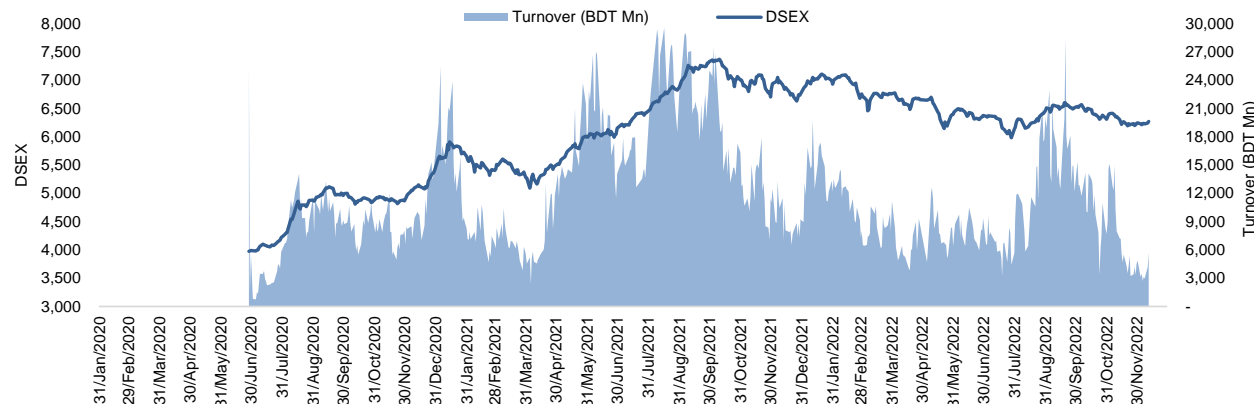


## Daily Market Update

The market closed in green today. The benchmark index DSEX (+0.44%) gained 27.4 points and closed at 6,266.96. The blue-chip index DS30 (+0.37%), the Shariah-based index DSES (+0.61%), and the large-cap index CDSET (-0.56%) closed at 2,213.45, 1,372.34, and 1,212.00 points, respectively. Most of the large-cap sectors posted positive performance today. Pharmaceutical booked the highest gain of 0.91% followed by Engineering (+0.13%), Food & Allied (+0.10%), Bank (+0.06%), NBF1 (+0.01%), Telecommunication (0.00%), and Fuel & Power (-0.09%), respectively. Block trades contributed 3.4% of the overall market turnover. Salvo Chemical Industry Limited (+1.6%) was the most traded share with a turnover of BDT 356 million.



Index	Closing	Opening	Point Δ	%Δ	YTD %Δ
DSEX	6,266.96	6,239.55	+27.40	+0.44%	-7.2%
DS30	2,213.45	2,205.38	+8.07	+0.37%	-12.6%
DSES	1,372.34	1,364.07	+8.27	+0.61%	-4.1%
CDSET	1,212.00	1,218.82	-6.82	-0.56%	-10.8%

	Advanced	Declined	Unchanged	Total
All Category	75	18	267	360
A Category (Equity)	57	13	187	257
B Category (Equity)	13	3	64	80
N Category (Equity)	3	2	4	9
Z Category (Equity)	2	0	12	14
Mutual Funds	0	0	36	36
Corporate Bonds	0	0	4	4
Treasury Bonds	0	0	0	0

\* Based on Traded Scrips

		Today	Last Day	Daily %Δ
Mcap	Mn BDT	7,633,668	7,633,003	+0.0%
	Mn USD	72,494	72,488	
Turnover	Mn BDT	5,689	4,148	+37.1%
	Mn USD	54	39	
Volume	Mn Shares	86	64	+34.1%
	No. of Trade	105,616	70,460	+49.9%

\* Average Interbank Exchange Rate is BDT 105.30 as of Dec 11, 2022

<b>Fahim Hassan</b> Research Associate (880) 1709636546 fahim.hassan@bracepl.com	<b>Md. Tanvir Ahmed</b> Research Associate (880) 1708805201 mtanvir.ahmed@bracepl.com
---	--

Figure: Sectorial Turnover (BDT)

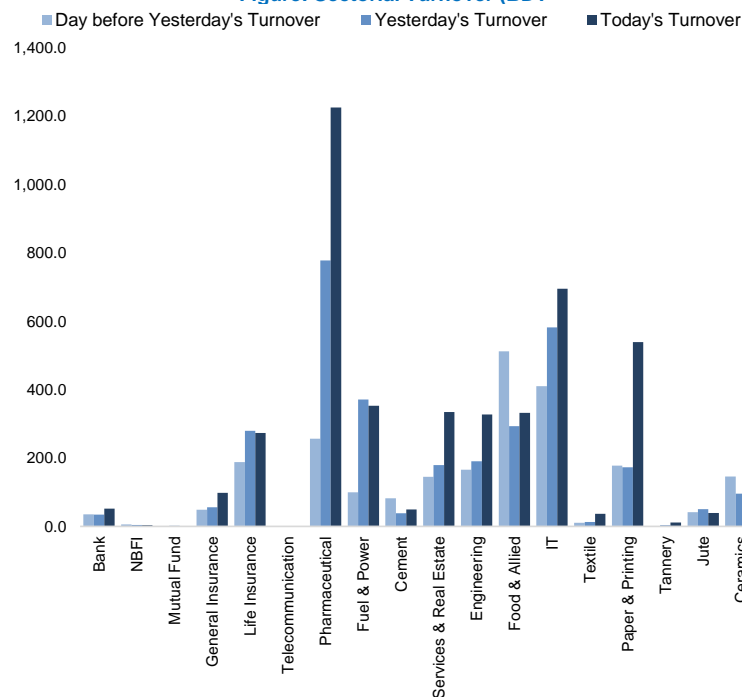
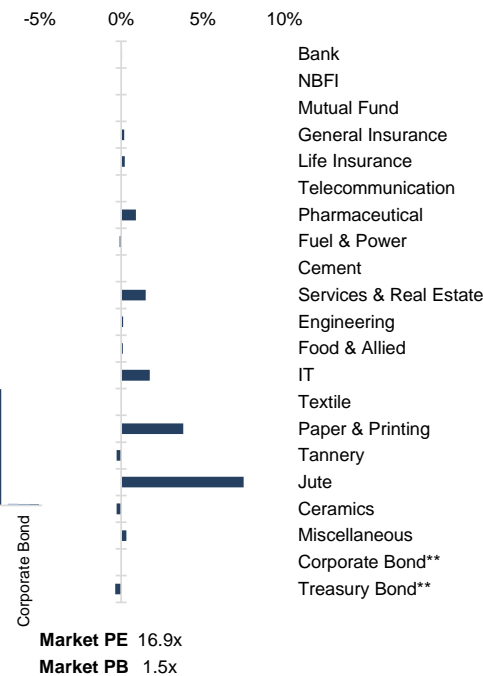


Figure: Sectorial Mcap Change



Sector Index	Closing	Opening	Points Δ	%Δ	No. of Companies	Mcap (BDT Mn)	% of Total Mcap	Turnover (BDT Mn)	% of Total Turnover	PE	PB	Top Twenty Market Cap	Mcap (BDT Mn)	% of Total Mcap	Turnover (BDT Mn)	PE	PB
Bank	1,429	1,428	+0.82	+0.06%	34	667,571	8.8%	52.3	1.1%	7.7x	0.7x	GP	386,996	8.6%	1.1	11.2x	9.1x
NBFI	1,921	1,921	+0.18	+0.01%	23	187,435	2.5%	3.6	0.1%	NM	4.5x	WALTONHIL	317,378	7.1%	0.0	35.7x	3.3x
Mutual Fund	854	854	-	-	37	38,610	0.5%	0.7	0.0%	NM	0.8x	BATBC	280,098	6.2%	0.8	16.8x	6.7x
General Insurance	3,203	3,197	+5.96	+0.19%	41	92,879	1.2%	98.4	2.0%	15.7x	1.5x	SQURPHARMA	185,977	4.1%	1.7	10.0x	1.7x
Life Insurance	2,513	2,508	+5.42	+0.22%	14	70,484	0.9%	273.1	5.6%	NM	NM	ROBI	157,138	3.5%	0.1	NM	2.4x
Telecommunication	4,946	4,946	-	-	3	580,232	7.6%	1.2	0.0%	15.4x	4.9x	RENATA	139,689	3.1%	0.3	28.1x	4.6x
Pharmaceutical	3,821	3,786	+34.40	+0.91%	33	732,038	9.6%	1,225.5	25.3%	18.9x	2.4x	UPGDCL	135,475	3.0%	0.0	13.6x	3.8x
Fuel & Power	1,700	1,702	-1.52	-0.09%	23	448,342	5.9%	353.0	7.3%	14.4x	1.1x	BEXIMCO	101,302	2.3%	1.0	8.2x	1.2x
Cement	2,321	2,321	-	-	7	111,457	1.5%	49.6	1.0%	33.5x	2.5x	BERGERPBL	79,635	1.8%	5.4	25.8x	7.0x
Services & Real Estate	1,790	1,763	+26.51	+1.50%	8	70,706	0.9%	334.7	6.9%	40.0x	0.9x	MARICO	76,277	1.7%	1.3	21.3x	44.9x
Engineering	4,508	4,502	+5.74	+0.13%	42	529,196	6.9%	327.2	6.8%	27.8x	1.8x	ICB	74,119	1.6%	0.2	68.1x	1.6x
Food & Allied	21,351	21,331	+20.61	+0.10%	21	380,449	5.0%	331.9	6.8%	21.6x	7.4x	BEACONPHAR	69,046	1.5%	29.1	84.9x	11.2x
IT	3,216	3,160	+55.65	+1.76%	11	41,925	0.6%	694.9	14.3%	29.9x	2.9x	BXPBARMA	67,675	1.5%	136.5	13.3x	1.6x
Textile	1,631	1,631	+0.01	+0.00%	58	171,596	2.3%	37.0	0.8%	31.2x	1.0x	BRACBANK	57,619	1.3%	0.0	10.9x	1.0x
Paper & Printing	10,807	10,411	+396.11	+3.80%	6	41,638	0.5%	539.3	11.1%	46.8x	2.1x	ISLAMIBANK	52,808	1.2%	5.6	10.8x	0.8x
Tannery	3,082	3,091	-8.86	-0.29%	6	33,185	0.4%	11.4	0.2%	40.3x	3.1x	DUTCHBANGL	43,554	1.0%	0.7	7.4x	1.1x
Jute	15,266	14,200	+1066.38	+7.51%	3	3,735	0.0%	39.3	0.8%	NM	131.8x	TITASGAS	40,459	0.9%	0.1	14.2x	0.5x
Ceramics	700	702	-1.96	-0.28%	5	32,365	0.4%	131.2	2.7%	33.8x	1.9x	POWERGRID	37,347	0.8%	0.2	38.5x	0.4x
Miscellaneous	4,100	4,087	+12.82	+0.31%	15	229,981	3.0%	340.0	7.0%	12.6x	1.8x	SUMITPOWER	36,308	0.8%	0.1	10.0x	0.9x
Corporate Bond**	91	91	-	-	9	37,577	0.5%	3.2	0.1%	NM	NM	BSCCL	36,098	0.8%	0.0	14.9x	3.4x
Treasury Bond**	98	99	-0.37	-0.37%	250	3,117,270	40.9%	0.0	0.0%	NM	NM						

Top Ten Gainers	Close Price (BDT)	Δ%	Turnover (BDT Mn)	PE	PB	Top Twenty Free Float Mcap	Free Float Mcap (BDT Mn)	% of Total Free Float Mcap	PE	PB	Most Traded Share	Close Price (BDT)	Δ%	Turnover (BDT Mn)	PE	PB
MONOSPOOL	312.0	+8.7%	60.9	46.6x	6.7x	SQURPHARMA	121,685	7.2%	10.0x	1.7x	SALVOCHEM	63.0	+1.6%	355.8	88.7x	4.2x
JUTESPINN	273.7	+8.7%	5.4	NM	NM	BATBC	74,086	4.4%	16.8x	6.7x	BPML	82.0	+7.8%	285.9	22.0x	1.1x
KOHINLOOR	421.8	+8.7%	18.1	38.9x	7.7x	BEXIMCO	70,355	4.1%	8.2x	1.2x	INTRACO	46.0	+4.5%	265.6	37.3x	3.6x
SONALIANSH	513.1	+8.7%	33.9	NM	4.5x	RENATA	68,196	4.0%	28.1x	4.6x	ORIONINFU	813.8	+7.5%	238.2	NM	55.0x
PAPERPROC	225.6	+8.7%	58.0	47.9x	7.0x	BEACONPHAR	48,332	2.8%	84.9x	11.2x	ORIONPHARM	89.7	+4.1%	214.7	22.2x	1.0x
ANWARGALV	231.3	+8.4%	67.7	52.8x	19.5x	BXPBARMA	47,251	2.8%	13.3x	1.6x	BSC	121.2	+4.5%	210.9	8.4x	1.6x
BPML	82.0	+7.8%	285.9	22.0x	1x	GP	38,700	2.3%	11.2x	9.1x	EHL	86.3	+5.2%	170.2	14.0x	1.1x
ORIONINFU	813.8	+7.5%	238.2	NM	55.0x	BRACBANK	30,976	1.8%	10.9x	1.0x	AAMRANET	57.6	+0.7%	165.3	25.2x	1.6x
BDCOM	39.5	+5.3%	109.4	27.4x	2.5x	LHBL	26,581	1.6%	18.4x	4.1x	GENEXIL	92.2	+3.0%	159.6	26.7x	5.1x
EHL	86.3	+5.2%	170.2	14.0x	1.1x	ISLAMIBANK	23,721	1.4%	10.8x	0.8x	BXPBARMA	151.7	+1.7%	136.5	13.3x	1.6x

Top Ten Losers	Close Price (BDT)	Δ%	Turnover (BDT Mn)	PE	PB	Top Twenty Free Float Mcap	Free Float Mcap (BDT Mn)	% of Total Free Float Mcap	PE	PB	Block Trade	Maximum Price (BDT)	Minimum Price (BDT)	No. of Trade	Quantity ('000)	Turnover (BDT Mn)
EASTRNLAB	1,687.5	-9.1%	12.9	NM	9.0x	PUBALIBANK	18,877	1.1%	5.6x	0.6x	RENATA	1,218.0	1,141.8	6.0	151	183.77
MONNOAGML	797.9	-2.7%	110.6	NM	5x	CITYBANK	17,615	1.0%	4.5x	0.8x	ANWARGALV	195.0	195.0	2.0	639	124.61
MPETROLEUM	198.6	-2.7%	10.4	6.3x	1.1x	OLYMPIC	15,791	0.9%	20.7x	2.6x	SBACBANK	10.6	10.6	2.0	9,300	98.58
RUPALILIFE	79.7	-2.2%	8.3	NM	NM	ROBI	15,714	0.9%	NM	2.4x	BEACHHATCH	42.0	41.0	12.0	1,385	57.84
MONNOCERA	115.7	-2.0%	131.0	NM	1.4x	ALARABANK	14,609	0.9%	14.6x	1.1x	ORIONINFU	813.8	701.0	11.0	75	55.27
BDTHAIFOOD	49.6	-1.6%	44.0	NM	3.4x	BSRMLTD	14,417	0.8%	8.7x	0.7x	INTRACO	45.0	40.0	8.0	1,117	46.07
MEGHNALIFE	65.9	-1.5%	11.2	NM	NM	ORIONPHARM	14,277	0.8%	22.2x	1.0x	SQURPHARMA	207.7	204.2	5.0	208	42.83
BENGALWTL	28.5	-1.4%	33.5	55.9x	1.1x	UPGDCL	13,547	0.8%	13.6x	3.8x	DOMINAGE	21.5	19.7	8.0	1,808	35.75
BATASHOE	931.5	-1.3%	0.0	36.0x	3.5x	SUMITPOWER	13,358	0.8%	10.0x	0.9x	GP	286.6	275.0	10.0	64	17.98
SEAPEARL	170.5	-1.3%	47.1	63.1x	13.1x						BXPBARMA	149.0	148.0	2.0	105	15.64

\* NBFI Sector PE calculation methodology has been modified to reflect positive earnings only.

\*\* The base of the Bond Index starts at 100, starting from Jan 13, 2022

Similarly, Treasury Bond Index starts at 100, starting from Oct 10, 2022

Block Trade	Maximum Price (BDT)	Minimum Price (BDT)	Turnover (BDT Mn)	Quantity ('000)	No. of Trade
RENATA	1,218.0	1,141.8	183.8	151	6
ANWARGALV	195.0	195.0	124.6	639	2
SBACBANK	10.6	10.6	98.6	9,300	2
BEACHHATCH	42.0	41.0	57.8	1,385	12
ORIONINFU	813.8	701.0	55.3	75	11
INTRACO	45.0	40.0	46.1	1,117	8
SQURPHARMA	207.7	204.2	42.8	208	5
DOMINAGE	21.5	19.7	35.8	1,808	8
GP	286.6	275.0	18.0	64	10
BXPHARMA	149.0	148.0	15.6	105	2
BSCCL	204.0	199.8	14.6	73	10
BATBC	479.8	479.8	14.0	29	8
SPCERAMICS	43.4	38.7	13.2	311	7
BEXIMCO	108.0	104.1	12.5	119	22
SQUARETEXT	66.0	66.0	9.9	150	3
ORIONPHARM	82.2	82.0	8.9	108	3
SEAPEARL	172.0	172.0	8.6	50	1
MERCANBANK	13.6	13.6	7.1	525	1
ACMELAB	82.2	81.0	5.6	69	9
ENVOYTEX	48.2	48.0	5.5	115	2
BSRMLTD	90.5	90.5	4.5	50	1
COPPERTECH	35.7	34.7	4.2	118	5
<b>Total</b>			<b>841.6</b>		<b>196</b>

**Important DSE News**
**GHCL**

**(Q1 Un-audited):** EPS was Tk. (0.46) for July-September 2022 as against Tk. (0.21) for July-September 2021; NOCFPS was Tk. 0.07 for July-September 2022 as against Tk. (0.30) for July-September 2021. NAV per share was Tk. 53.22 as on September 30, 2022 and Tk. 53.68 as on June 30, 2022.

**PHARMAID**

Refer to their earlier news disseminated by DSE on 07.10.2021 regarding decision to purchase 1 Annealing Electrical Oven, the company has further informed that the new oven had been purchased and its installation was completed on December 01, 2022. Total investment amount is Tk. 18,50,000.00.

**INDEXAGRO**

The Company has informed that the Management has decided to extend its raw material storage capacity by installing 2 Silos' in the tune of capacity 8,000 Metric Tons each with automatic Loading and Unloading facilities at the Feed Mill Division, Valuka, Mymensingh at an estimated cost of Tk. 14,00,00,000.00 only.

**Upcoming Corporate Events**

DSE Ticker	Right Share	Dividend		Event	Date
		Stock	Cash		
Rahima Food Corporation Limited	-	0.0%	5.0%	Record Date	13-Dec-22
Samata Leather Complex Ltd.	-	0.0%	0.0%	Record Date	15-Dec-22
Global Heavy Chemicals Limited	-	0.0%	2.0%	Record Date	18-Dec-22
Jamuna Oil Company Limited	-	0.0%	120.0%	Record Date	20-Dec-22
Fortune Shoes Limited	-	5.0%	0.0%	Record Date	21-Dec-22
Beach Hatchery Ltd.	-	0.0%	1.5%	Record Date	22-Dec-22
Wata Chemicals Limited	-	0.0%	20.0%	Record Date	29-Dec-22
Yeakin Polymer Limited	-	0.0%	0.0%	Record Date	28-Dec-22

**Disclaimer:** This report has been prepared by BRAC EPL Stock Brokerage Ltd and is provided for information purposes. It is not, under any circumstances, to be used or considered as an offer to sell, or a solicitation of any offer to buy. Reasonable care has been taken to ensure that the information is not untrue and misleading. BRAC EPL Stock Brokerage Ltd makes no representation or warranty as to the accuracy or completeness of such information. All opinions and estimates included in this report constitute our judgment as of this date and are subject to change without notice.