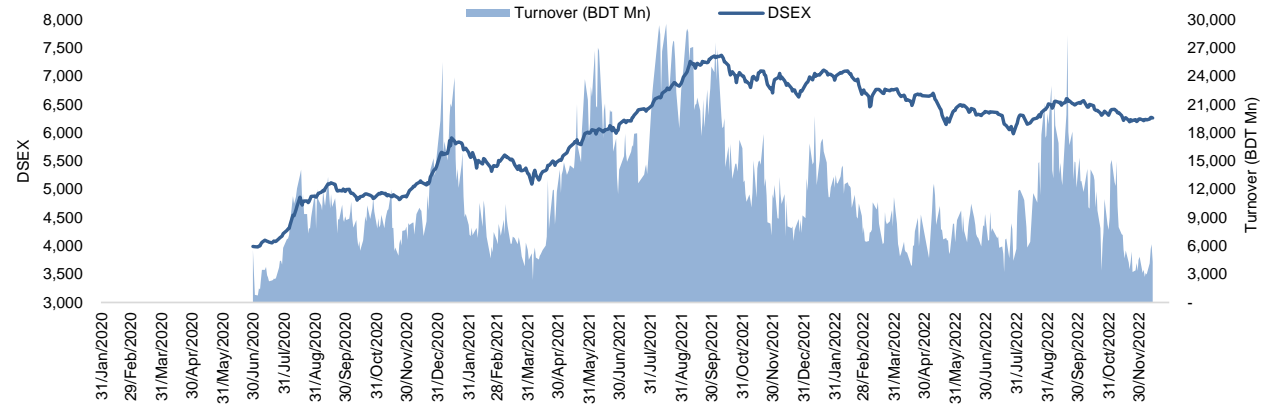


## Daily Market Update

The market closed in red today. The benchmark index DSEX (-0.17%) lost 10.64 points and closed at 6,260.77. The blue-chip index DS30 (-0.16%), the Shariah-based index DSES (-0.16%), and the large-cap index CDSET (-0.12%) closed at 2,208.96, 1,372.43, and 1,220.54 points, respectively. Most of the large-cap sectors posted negative performance today. Pharmaceutical experienced the highest loss of 0.24% followed by Bank (-0.08%), Engineering (-0.08%), Food & Allied (-0.05%), NBF (I) (-0.02%), Telecommunication (0.00%), and Fuel & Power (+0.03%), respectively. Block trades contributed 6.6% of the overall market turnover. Intraco Refueling Station Limited (+5.5%) was the most traded share with a turnover of BDT 342 million.



Index	Closing	Opening	Point Δ	%Δ	YTD %Δ
DSEX	6,260.77	6,271.41	-10.64	-0.17%	-7.3%
DS30	2,208.96	2,212.59	-3.62	-0.16%	-12.8%
DSES	1,372.43	1,374.66	-2.23	-0.16%	-4.1%
CDSET	1,220.54	1,222.03	-1.49	-0.12%	-10.2%

	Advanced	Declined	Unchanged	Total
All Category	27	71	246	344
A Category (Equity)	19	56	164	239
B Category (Equity)	5	10	68	83
N Category (Equity)	1	4	4	9
Z Category (Equity)	2	1	10	13
Mutual Funds	1	0	20	21
Corporate Bonds	0	0	2	2
Treasury Bonds	0	0	0	0

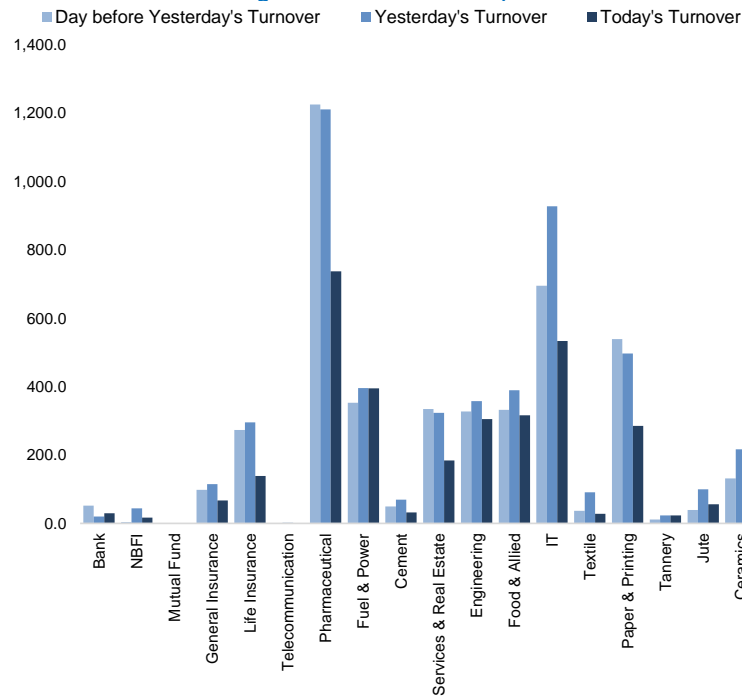
\* Based on Traded Scrips

		Today	Last Day	Daily %Δ
Mcap	Mn BDT	7,641,605	7,634,516	+0.1%
	Mn USD	72,040	71,973	
Turnover	Mn BDT	4,302	6,164	-30.2%
	Mn USD	41	58	
Volume	Mn Shares	68	97	-30.1%
No. of Trade		97,120	130,157	-25.4%

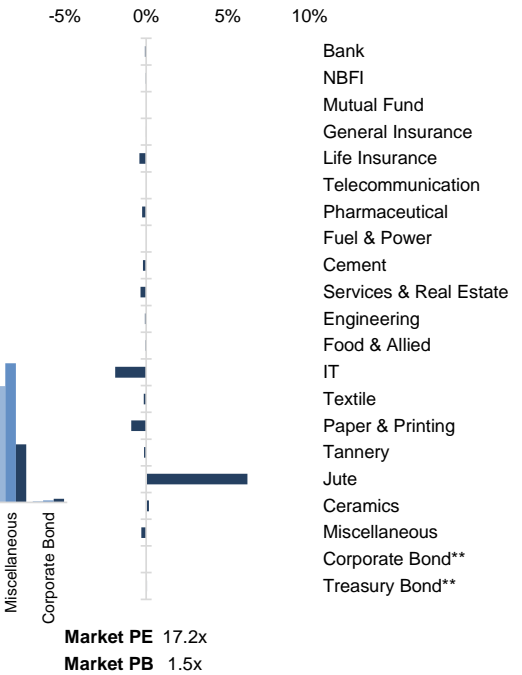
\* Average Interbank Exchange Rate is BDT 106.08 as of Dec 13, 2022

<b>Fahim Hassan</b> Research Associate (880) 1709636546 fahim.hassan@bracepl.com	<b>Md. Tanvir Ahmed</b> Research Associate (880) 1708805201 mtanvir.ahmed@bracepl.com
---	--

**Figure: Sectorial Turnover (BDT)**



**Figure: Sectorial Mcap Change**



Sector Index	Closing	Opening	Points Δ	%Δ	No. of Companies	Mcap (BDT Mn)	% of Total Mcap	Turnover (BDT Mn)	% of Total Turnover	PE	PB	Top Twenty Market Cap	Mcap (BDT Mn)	% of Total Mcap	Turnover (BDT Mn)	PE	PB
Bank	1,429	1,430	-1.11	-0.08%	34	667,449	8.7%	29.5	0.8%	7.7x	0.7x	GP	386,996	8.6%	1.0	11.2x	9.1x
NBFI	1,922	1,922	-0.42	-0.02%	23	187,499	2.5%	16.9	0.5%	NM	4.5x	WALTONHIL	317,378	7.1%	0.0	35.7x	3.3x
Mutual Fund	854	854	+0.24	+0.03%	37	38,621	0.5%	0.3	0.0%	NM	0.8x	BATBC	280,098	6.2%	2.2	16.8x	6.7x
General Insurance	3,197	3,198	-0.52	-0.02%	42	93,232	1.2%	67.4	1.9%	15.8x	1.5x	SQURPHARMA	185,977	4.1%	1.4	10.0x	1.7x
Life Insurance	2,490	2,500	-10.18	-0.41%	14	69,818	0.9%	138.9	3.9%	NM	NM	ROBI	157,138	3.5%	0.1	NM	2.4x
Telecommunication	4,946	4,946	-	-	3	580,232	7.6%	1.3	0.0%	15.4x	4.9x	RENATA	139,689	3.1%	0.4	28.1x	4.6x
Pharmaceutical	3,820	3,829	-9.17	-0.24%	33	731,902	9.6%	737.7	20.7%	18.9x	2.4x	UPGDCL	135,475	3.0%	0.0	13.6x	3.8x
Fuel & Power	1,701	1,701	+0.58	+0.03%	23	448,507	5.9%	395.0	11.1%	14.4x	1.1x	BEXIMCO	101,302	2.3%	0.2	8.2x	1.2x
Cement	2,321	2,325	-4.65	-0.20%	7	111,466	1.5%	32.1	0.9%	33.5x	2.5x	BERGERPBL	79,380	1.8%	12.0	25.8x	6.9x
Services & Real Estate	1,771	1,777	-6.17	-0.35%	8	69,983	0.9%	183.8	5.2%	39.6x	0.9x	MARICO	76,277	1.7%	0.1	21.3x	44.9x
Engineering	4,507	4,510	-3.46	-0.08%	42	529,066	6.9%	305.2	8.6%	35.4x	1.8x	ICB	74,119	1.6%	0.0	68.1x	1.6x
Food & Allied	21,326	21,337	-10.69	-0.05%	21	380,007	5.0%	316.0	8.9%	21.5x	7.4x	BEACONPHAR	69,739	1.6%	17.4	85.8x	11.3x
IT	3,150	3,211	-61.19	-1.91%	11	41,065	0.5%	533.3	15.0%	29.3x	2.8x	BXPBARMA	66,025	1.5%	16.1	12.9x	1.6x
Textile	1,634	1,636	-2.43	-0.15%	58	171,855	2.2%	27.8	0.8%	31.2x	1.0x	BRACBANK	57,619	1.3%	0.0	10.9x	1.0x
Paper & Printing	10,640	10,738	-97.94	-0.91%	6	40,996	0.5%	285.6	8.0%	46.1x	2.1x	ISLAMIBANK	52,808	1.2%	8.4	10.8x	0.8x
Tannery	3,105	3,109	-4.10	-0.13%	6	33,438	0.4%	23.6	0.7%	40.6x	3.1x	DUTCHBANGL	43,554	1.0%	0.8	7.4x	1.1x
Jute	16,051	15,112	+939.28	+6.22%	3	3,927	0.1%	55.6	1.6%	NM	138.5x	TITASGAS	40,459	0.9%	0.1	14.2x	0.5x
Ceramics	710	709	+1.22	+0.17%	5	32,855	0.4%	231.8	6.5%	34.3x	1.9x	POWERGRID	37,347	0.8%	0.3	38.5x	0.4x
Miscellaneous	4,086	4,098	-11.85	-0.29%	15	229,216	3.0%	170.2	4.8%	12.5x	1.8x	SUMITPOWER	36,308	0.8%	0.1	10.0x	0.9x
Corporate Bond**	91	91	-	-	9	37,571	0.5%	10.5	0.3%	NM	NM	BSCCL	36,098	0.8%	0.1	14.9x	3.4x
Treasury Bond**	98	98	+0.06	+0.06%	252	3,145,890	41.2%	0.0	0.0%	NM	NM						

Top Ten Gainers	Close Price (BDT)	Δ%	Turnover (BDT Mn)	PE	PB	Top Twenty Free Float Mcap	Free Float Mcap (BDT Mn)	% of Total Free Float Mcap	PE	PB	Most Traded Share	Close Price (BDT)	Δ%	Turnover (BDT Mn)	PE	PB
NORTHERN	255.7	+8.7%	6.8	NM	3.1x	SQURPHARMA	121,685	7.2%	10.0x	1.7x	INTRACO	46.2	+5.5%	341.7	37.4x	3.6x
KOHINOOR	497.4	+8.4%	50.0	45.9x	9.1x	BATBC	74,086	4.4%	16.8x	6.7x	MONNOCERA	128.7	+1.2%	231.5	NM	1.5x
JUTESPINN	322.7	+8.4%	9.3	NM	NM	BEXIMCO	70,355	4.2%	8.2x	1.2x	SALVOCHEM	65.9	-0.9%	230.6	92.8x	4.3x
INTRACO	46.2	+5.5%	341.7	37.4x	3.6x	RENATA	68,196	4.0%	28.1x	4.6x	BPML	79.0	-2.6%	152.6	21.2x	1.0x
SONALIANS	521.8	+5.3%	39.5	NM	4.6x	BEACONPHAR	48,817	2.9%	85.8x	11.3x	MONNOAGML	811.6	-5.4%	144.7	NM	4.6x
KAY&QUE	289.3	+3.8%	15.0	NM	3.9x	BXPBARMA	46,098	2.7%	12.9x	1.6x	GENEXIL	89.6	-2.1%	133.0	25.9x	5.0x
APEXFOODS	293.0	+3.7%	91.5	45.3x	2x	GP	38,700	2.3%	11.2x	9.1x	AAMRANET	56.0	-0.2%	127.4	24.5x	1.6x
BDTHAIFOOD	54.1	+3.6%	64.9	NM	3.7x	BRACBANK	30,976	1.8%	10.9x	1.0x	ORIONPHARM	86.8	-2.1%	98.1	21.5x	0.9x
BDWELDING	30.1	+2.0%	9.4	NM	2.6x	LHBL	26,581	1.6%	18.4x	4.1x	APEXFOODS	293.0	+3.7%	91.5	45.3x	2.3x
GEMINISEA	412.9	+2.0%	79.2	30.1x	22.4x	ISLAMIBANK	23,721	1.4%	10.8x	0.8x	BDCOM	39.7	-2.9%	90.1	27.5x	2.5x

Top Ten Losers	Close Price (BDT)	Δ%	Turnover (BDT Mn)	PE	PB	Top Twenty Free Float Mcap	Free Float Mcap (BDT Mn)	% of Total Free Float Mcap	PE	PB	Block Trade	Maximum Price (BDT)	Minimum Price (BDT)	No. of Trade	Quantity ('000)	Turnover (BDT Mn)
ORIONINFU	778.7	-7.5%	82.1	NM	52.6x	PUBALIBANK	18,948	1.1%	5.6x	0.6x	RENATA	1,236.0	1,141.8	3.0	179	219.48
MONNOAGML	811.6	-5.4%	144.7	NM	5x	CITYBANK	17,615	1.0%	4.5x	0.8x	GP	275.0	261.6	46.0	381	99.85
AMBEEPHA	551.3	-4.9%	5.6	NM	24.8x	ROBI	15,714	0.9%	NM	2.4x	SBACBANK	10.6	10.6	2.0	9,200	97.52
TAMIJTEX	188.6	-3.3%	9.7	28.1x	2.1x	OLYMPIC	15,294	0.9%	20.0x	2.6x	INTRACO	44.5	39.5	27.0	1,970	81.82
AAMRATECH	42.7	-3.2%	49.1	27.3x	1.8x	ALARABANK	14,609	0.9%	14.6x	1.1x	BATBC	499.8	479.8	10.0	131	62.74
ANWARGALV	224.5	-3.0%	27.5	51.2x	18.9x	BSRMLTD	14,417	0.9%	62.6x	0.7x	BEACONPHAR	328.1	295.0	6.0	98	31.07
RANFOUNDRY	164.7	-2.9%	10.6	43.1x	5.2x	ORIONPHARM	13,816	0.8%	21.5x	0.9x	METROSPIN	48.5	39.9	2.0	670	31.04
BDCOM	39.7	-2.9%	90.1	27.5x	2.5x	UPGDCL	13,547	0.8%	13.6x	3.8x	ORIONINFU	810.0	780.0	5.0	26	20.72
HAKKANIPUL	58.7	-2.8%	7.4	NM	2.5x	SUMITPOWER	13,358	0.8%	10.0x	0.9x	BSCCL	215.9	200.0	14.0	54	11.10
LOVELLO	38.2	-2.8%	22.4	24.0x	2.8x						KOHINOOR	498.5	498.5	1.0	22	10.97

\* NBFI Sector PE calculation methodology has been modified to reflect positive earnings only.

\*\* The base of the Bond Index starts at 100, starting from Jan 13, 2022

Similarly, Treasury Bond Index starts at 100, starting from Oct 10, 2022

Block Trade	Maximum Price (BDT)	Minimum Price (BDT)	Turnover (BDT Mn)	Quantity ('000)	No. of Trade
RENATA	1,236.0	1,141.8	219.5	179	3
GP	275.0	261.6	99.8	381	46
SBACBANK	10.6	10.6	97.5	9,200	2
INTRACO	44.5	39.5	81.8	1,970	27
BATBC	499.8	479.8	62.7	131	10
BEACONPHAR	328.1	295.0	31.1	98	6
METROSPIN	48.5	39.9	31.0	670	2
ORIONINFU	810.0	780.0	20.7	26	5
BSCCL	215.9	200.0	11.1	54	14
KOHINOOR	498.5	498.5	11.0	22	1
DOMINAGE	19.7	19.7	9.4	475	1
BEXIMCO	104.1	104.1	9.3	90	16
SQURPHARMA	208.8	205.3	8.8	42	9
BRACBANK	34.7	34.7	3.5	100	1
IPDC	58.0	57.0	3.4	59	3
JUTESPINN	323.6	323.6	3.2	10	3
BEACHHATCH	41.7	39.0	2.6	64	3
FINEFOODS	61.0	61.0	2.5	42	1
SALVOCHEM	66.5	62.0	2.5	38	2
BBS	21.2	19.5	2.4	117	3
KDSALTD	84.1	84.1	2.1	25	1
HRTEX	115.9	104.4	1.7	16	3
<b>Total</b>			<b>739.6</b>		<b>198</b>

**Important DSE News**
**COPPERTECH**

The Company has further informed that BSEC has accorded consent for issuance of 4% Stock Dividend for the year ended June 30, 2022. The Company has also informed that the Board of Directors has fixed the Record date on 21.12.2022 for entitlement of the aforesaid Bonus Shares.

**WALTONHIL**

Referring to the BSEC letter No. BSEC/SRMIC/160-2020(Part-I)/200 dated May 22, 2022, S. M. Mahbulul Alam, one of the Sponsor Directors of the Company, has expressed his intention to sell 1,00,000 shares out of his holding 5,40,00,000 shares of the company at prevailing market price (in the Public Market) through Dhaka Stock Exchange within next 30 working days.

**CNW**

Trading of the shares of Islami Commercial Insurance Company Limited will commence at DSE from December 18, 2022 instead of December 14, 2022 due to unavoidable circumstances.

**Upcoming Corporate Events**

DSE Ticker	Right Share	Dividend		Event	Date
		Stock	Cash		
Samata Leather Complex Ltd.	-	0.0%	0.0%	Record Date	15-Dec-22
Global Heavy Chemicals Limited	-	0.0%	2.0%	Record Date	18-Dec-22
Jamuna Oil Company Limited	-	0.0%	120.0%	Record Date	20-Dec-22
Coppertech Industries Limited	-	4.0%	0.0%	Record Date	21-Dec-22
Fortune Shoes Limited	-	5.0%	0.0%	Record Date	21-Dec-22
Beach Hatchery Ltd.	-	0.0%	1.5%	Record Date	22-Dec-22
Yeakin Polymer Limited	-	0.0%	0.0%	Record Date	28-Dec-22
Wata Chemicals Limited	-	0.0%	20.0%	Record Date	29-Dec-22

**Disclaimer:** This report has been prepared by BRAC EPL Stock Brokerage Ltd and is provided for information purposes. It is not, under any circumstances, to be used or considered as an offer to sell, or a solicitation of any offer to buy. Reasonable care has been taken to ensure that the information is not untrue and misleading. BRAC EPL Stock Brokerage Ltd makes no representation or warranty as to the accuracy or completeness of such information. All opinions and estimates included in this report constitute our judgment as of this date and are subject to change without notice.