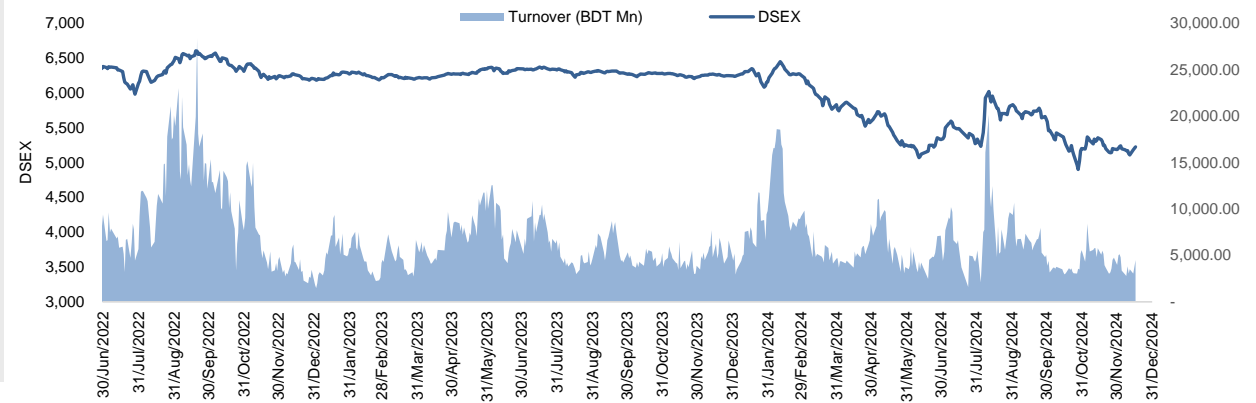


Daily Market Update

The market closed in green today. The benchmark index DSEX (+0.88%) gained 45.72 points and closed at 5,224.58. The blue-chip index DS30 (+1.11%), the Shariah-based index DSES (+1.24%), and the large-cap index CDSET (+0.69%) closed at 1,929.50, 1,166.74, and 1,068.39 points, respectively. All the large-cap sectors posted positive performance today. Telecommunication booked the highest gain of 1.69% followed by Bank (+1.13%), Engineering (+0.89%), Pharmaceutical (+0.78%), NBF1 (+0.16%), Food & Allied (+0.10%), and Fuel & Power (+0.07%), respectively. Block trades contributed 5.2% of the overall market turnover. Orion Infusion Ltd. (+8.7%) was the most traded share with a turnover of BDT 352 million.



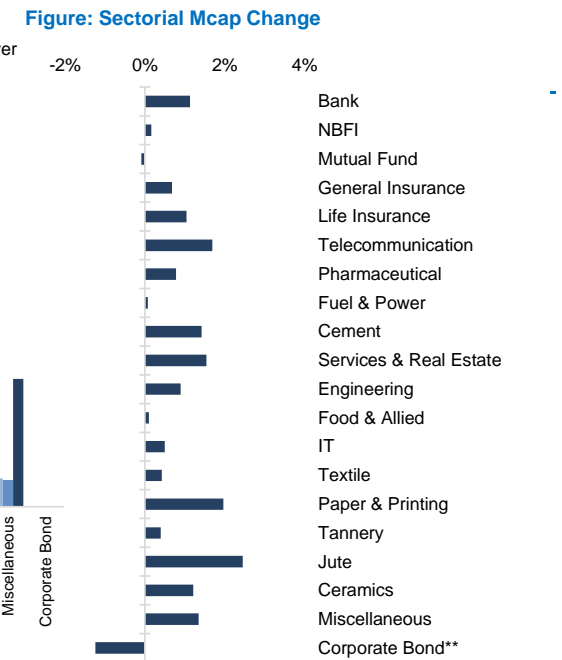
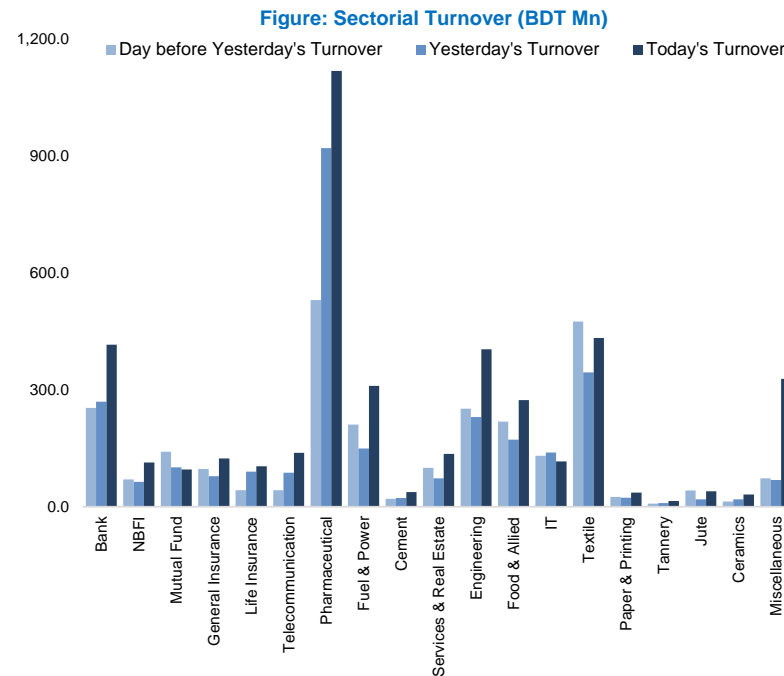
Index	Closing	Opening	Point Δ	%Δ	YTD %Δ
DSEX	5,224.58	5,178.87	+45.72	+0.88%	-16.4%
DS30	1,929.50	1,908.32	+21.18	+1.11%	-7.8%
DSES	1,166.74	1,152.45	+14.29	+1.24%	-14.5%
CDSET	1,068.39	1,061.10	+7.29	+0.69%	-11.2%

	Advanced	Declined	Unchanged	Total
All Category	210	110	76	396
A Category (Equity)	130	62	39	231
B Category (Equity)	43	22	14	79
N Category (Equity)	2	2	0	4
Z Category (Equity)	35	24	23	82
Mutual Funds	6	11	20	37
Corporate Bonds	0	3	0	3
Treasury Bonds	0	2	0	2

	Today	Last Day	Daily %Δ	
Mcap	Mn BDT	6,596,501	6,560,076	+0.6%
	Mn USD	54,971	54,667	
Turnover	Mn BDT	4,502	3,041	+48.0%
	Mn USD	38	25	
Volume	Mn Shares	147	103	+43.1%
No. of Trade		134,851	100,962	+33.6%

* Average Interbank Exchange Rate is BDT 120.00 as of Dec 17, 2024

Fahim Hassan Research Analyst (891) 1709636546 fahim.hassan@bracepl.com	Md Istiaz Uddin Research Associate (891) 1708805202 mistiaz.uddin@bracepl.com
---	---



Market PE 14.8x
Market PB 1.2x

* Market P/E and P/BV calculation excludes Mutual Fund, Life Insurance, and NBL

Sector Index	Closing	Opening	Points Δ	%Δ	No. of Companies	Mcap (BDT Mn)	% of Total Mcap	Turnover (BDT Mn)	% of Total Turnover	PE	PB	Top Twenty Market Cap	Mcap (BDT Mn)	% of Total Mcap	Turnover (BDT Mn)	PE	PB
Bank	1,435	1,419	+16.08	+1.13%	36	678,816	10.3%	415.0	9.7%	8.8x	0.7x	GP	432,096	12.0%	39.9	12.2x	7.5x
NBFI	1,274	1,272	+2.03	+0.16%	23	121,413	1.8%	113.3	2.7%	NM	NM	SQURPHARMA	197,856	5.5%	156.6	9.4x	1.5x
Mutual Fund	607	607	-0.55	-0.09%	37	27,887	0.4%	95.8	2.2%	NM	0.5x	BATBC	187,164	5.2%	40.2	10.7x	3.0x
General Insurance	2,782	2,763	+18.76	+0.68%	43	79,420	1.2%	123.9	2.9%	14.4x	1.2x	WALTONHIL	147,011	4.1%	4.5	11.3x	1.3x
Life Insurance	1,877	1,858	+19.36	+1.04%	15	49,921	0.8%	103.7	2.4%	NM	NM	ROBI	139,329	3.9%	68.9	25.3x	2.1x
Telecommunication	5,068	4,984	+84.30	+1.69%	3	594,244	9.0%	138.0	3.2%	14.0x	4.2x	BEXIMCO	103,847	2.9%	0.0	NM	1.3x
Pharmaceutical	2,999	2,975	+23.29	+0.78%	34	568,466	8.6%	1,117.1	26.2%	14.5x	1.6x	BRACBANK	86,716	2.4%	54.6	7.8x	1.2x
Fuel & Power	1,133	1,132	+0.82	+0.07%	23	300,100	4.5%	309.6	7.3%	14.3x	0.6x	BERGERPBL	83,805	2.3%	6.0	25.2x	5.3x
Cement	1,983	1,955	+27.72	+1.42%	7	94,500	1.4%	37.4	0.9%	15.9x	2.0x	ISLAMIBANK	79,695	2.2%	45.8	17.1x	1.1x
Services & Real Estate	1,037	1,021	+15.72	+1.54%	9	57,030	0.9%	135.4	3.2%	19.0x	0.4x	UPGDCL	74,491	2.1%	2.8	7.1x	1.9x
Engineering	2,513	2,491	+22.23	+0.89%	42	283,521	4.3%	403.6	9.5%	12.4x	0.9x	MARICO	72,151	2.0%	5.0	13.6x	9.5x
Food & Allied	16,517	16,500	+16.37	+0.10%	21	302,207	4.6%	273.0	6.4%	16.2x	4.3x	LHB	62,482	1.7%	10.1	15.5x	3.1x
IT	1,998	1,989	+9.91	+0.50%	11	26,359	0.4%	116.4	2.7%	19.4x	1.7x	ICB	59,494	1.6%	47.6	30.6x	1.3x
Textile	1,107	1,103	+4.67	+0.42%	58	115,318	1.7%	432.6	10.1%	87.6x	0.8x	UNILEVERCL	48,964	1.4%	0.2	66.6x	20.8x
Paper & Printing	4,160	4,079	+80.32	+1.97%	6	18,793	0.3%	36.1	0.8%	NM	0.8x	DUTCHBANGL	42,095	1.2%	1.9	6.7x	0.9x
Tannery	1,973	1,966	+7.77	+0.40%	6	21,988	0.3%	14.5	0.3%	67.3x	1.5x	BXPHERMA	37,696	1.0%	73.7	6.3x	0.8x
Jute	15,211	14,847	+364.34	+2.45%	3	3,348	0.1%	39.5	0.9%	NM	NM	POWERGRID	36,918	1.0%	6.0	NM	0.2x
Ceramics	369	365	+4.41	+1.21%	5	16,562	0.3%	31.6	0.7%	NM	1.0x	PUBALIBANK	32,738	0.9%	15.5	3.4x	0.6x
Miscellaneous	4,218	4,162	+55.98	+1.35%	15	229,054	3.5%	327.7	7.7%	41.4x	1.8x	EBL	32,324	0.9%	31.9	4.9x	0.7x
Corporate Bond**	13,496	13,665	-169.53	-1.24%	16	34,959	0.5%	0.8	0.0%	NM	NM	OLYMPIC	31,370	0.9%	13.1	17.1x	2.8x
Treasury Bond**	512	511	+0.77	+0.15%	234	2,972,126	45.1%	1.9	0.0%	NM	NM						

Top Ten Gainers	Close Price (BDT)	Δ%	Turnover (BDT Mn)	PE	PB
BSC	93.8	+10.0%	221.5	4.9x	0.9x
GPHISPAT	23.2	+10.0%	98.7	11.8x	0.4x
GEMINISEA	172.4	+9.9%	17.2	98.7x	9.9x
HAMI	103.2	+9.9%	15.4	NM	11.3x
ORIONINFU	378.6	+8.7%	352.3	NM	23.7x
JUTESPINN	269.4	+8.63%	0.8	NM	NM
AOL	17.9	+7.8%	65.9	11.5x	1x
FAMILYTEX	2.8	+7.7%	0.4	NM	0.2x
BSCPLC	122.0	+5.3%	29.3	16.6x	1.3x
SAFKOSPINN	10.3	+5.1%	0.5	NM	NM

Top Ten Losers	Close Price (BDT)	Δ%	Turnover (BDT Mn)	PE	PB
MPETROLEUM	199.7	-7.1%	40.9	3.7x	0.8x
ZAHEENSPIN	6.3	-6.0%	3.2	NM	2x
MIRACLEIND	27.3	-4.9%	10.8	NM	2.1x
NEWLINE	7.8	-3.7%	19.6	15.0x	0.3x
TUNGHAI	3.1	-3.1%	0.1	NM	NM
ICBAMCL2ND	6.3	-3.1%	0.1	NM	1.0x
STANCERAM	66.7	-3.1%	0.1	NM	NM
PREMIERLEA	3.2	-3.0%	0.0	NM	NM
PHPMF1	3.2	-3.0%	0.6	NM	0.3x
RDFOOD	22.7	-3.0%	26.4	25.5x	1.3x

Top Twenty Free Float Mcap	Free Float Mcap (BDT Mn)	% of Total Free Float Mcap	PE	PB
SQURPHARMA	117,112	8.6%	9.4x	1.5x
BEXIMCO	69,460	5.1%	NM	1.3x
BATBC	45,948	3.4%	10.7x	3.0x
RENATA	35,002	2.6%	23.1x	2.1x
ISLAMIBANK	33,649	2.5%	17.1x	1.1x
BXPHERMA	32,479	2.4%	6.3x	0.8x
BRACBANK	32,157	2.4%	7.8x	1.2x
GP	30,004	2.2%	12.2x	7.5x
LHB	24,690	1.8%	15.5x	3.1x
EBL	24,199	1.8%	4.9x	0.7x
PUBALIBANK	20,448	1.5%	3.4x	0.6x
NBL	16,930	1.2%	NM	2.9x
CITYBANK	16,830	1.2%	4.1x	0.7x
BSRMLTD	14,210	1.0%	4.9x	0.5x
ALARABANK	13,534	1.0%	13.3x	1.0x
PRIMEBANK	12,985	1.0%	4.2x	0.7x
OLYMPIC	12,616	0.9%	17.1x	2.8x
UTTARABANK	11,350	0.8%	7.5x	0.7x
ORIONPHARM	11,317	0.8%	45.6x	0.4x
ROBI	10,738	0.8%	25.3x	2.1x

* NBFI Sector PE calculation methodology has been modified to reflect positive earnings only.
 ** The base of the Bond index starts at 100, starting from Jan 13, 2022
 Similarly, Treasury Bond Index starts at 100, starting from Oct 10, 2022

Most Traded Share	Close Price (BDT)	Δ%	Turnover (BDT Mn)	PE	PB
ORIONINFU	378.6	+8.7%	352.3	NM	23.7x
BSC	93.8	+10.0%	221.5	4.9x	0.9x
SQURPHARMA	223.2	+0.1%	156.6	9.4x	1.5x
ACMELAB	79.3	+2.5%	154.6	7.1x	0.7x
GPHISPAT	23.2	+10.0%	98.7	11.8x	0.4x
SAIHAMCOT	16.0	-1.2%	74.7	16.2x	0.4x
BXPHERMA	84.5	+0.4%	73.7	6.3x	0.8x
ROBI	26.6	+0.8%	68.9	25.3x	2.1x
AOL	17.9	+7.8%	65.9	11.5x	0.9x
NRBBANK	12.9	-0.8%	59.4	21.2x	1.0x

Block Trade	Maximum Price (BDT)	Minimum Price (BDT)	No. of Trade	Quantity ('000)	Turnover (BDT Mn)
EIL	60.0	52.5	16.0	1,853	99.22
MIDLANDBNK	28.8	28.8	5.0	985	28.37
ALARABANK	19.0	19.0	1.0	1,115	21.19
RUPALILIFE	108.0	108.0	1.0	152	16.42
FINEFOODS	213.8	200.0	6.0	71	14.68
AIL	90.0	88.0	2.0	142	12.68
RELIANCE1	19.2	19.0	3.0	576	10.95
RENATA	680.1	680.1	1.0	8	5.48
ACMELAB	80.0	79.5	4.0	66	5.26
QUASEMIND	32.0	26.5	4.0	174	4.73

Block Trade	Maximum Price (BDT)	Minimum Price	Turnover (BDT Mn)	Quantity ('000)	No. of Trade
EIL	60.0	52.5	99.2	1,853	16
MIDLANDBNK	28.8	28.8	28.4	985	5
ALARABANK	19.0	19.0	21.2	1,115	1
RUPALILIFE	108.0	108.0	16.4	152	1
FINEFOODS	213.8	200.0	14.7	71	6
AIL	90.0	88.0	12.7	142	2
RELIANCE1	19.2	19.0	11.0	576	3
RENATA	680.1	680.1	5.5	8	1
ACMELAB	80.0	79.5	5.3	66	4
QUASEMIND	32.0	26.5	4.7	174	4
IDLC	32.6	32.6	3.3	100	1
PTL	50.0	50.0	2.8	55	1
TECHNODRUG	39.5	39.5	2.0	50	1
ORIONINFU	378.0	317.8	1.5	4	3
GLDNJMF	9.0	9.0	0.9	100	1
PRIME1ICBA	5.6	5.6	0.9	160	1
SHEPHERD	15.4	15.4	0.8	53	1
MARICO	2,290.0	2,290.0	0.8		1
SAIHAMTEX	17.5	17.5	0.6	36	1
SIBL	9.7	9.7	0.6	60	1
LOVELLO	83.2	83.2	0.5	6	1
UNIQUEHRL	40.0	40.0	0.5	13	1
Total			234.6		58

Important DSE News
FUWANGFOOD

(Q1 Un-audited): Consolidated EPS was Tk. (0.05) for July-September 2024 as against Tk. (0.31) (restated) for July-September 2023; Consolidated NOCFPS was Tk. (0.01) for July-September 2024 as against Tk. 0.09 (restated) for July-September 2023. Consolidated NAV per share was Tk. 1.98 as on September 30, 2024 and Tk. 2.03 as on June 30, 2024.

ICB

Investment Corporation of Bangladesh has informed that the Government of the People's Republic of Bangladesh, through the Ministry of Finance, Finance Division, granted a state guarantee on 13.11.2024. Based on this guarantee, Bangladesh Bank approved a loan of BDT 3,000.00 crore on 27.11.2024 to ensure stability in the capital market by enhancing ICB's investment capacity in the capital market through investments and repayment of high-interest deposits and loans. Subsequently, on 03.12.2024, the interest rate of the approved loan was fixed at the variable Bank Rate. The loan amount was deposited into ICB's bank account on 12.12.2024 at 6:00 PM.

Bangladesh Development Bank PLC., a Corporate Sponsor Director of the Company, has expressed its intention to sell 10,00,000 shares out of its holding of 21,94,88,799 shares of the Company at prevailing market price (In the Public Market) through Dhaka Stock Exchange PLC. (DSE) within next 30 working days.

RINGSHINE

The company has informed DSE, among others, the following: "the Board of Directors of Ring Shine Textiles Limited in its 105th Meeting held on Sunday, 15 December 2024 accorded that the Share Purchase Agreement (SPA) between Wise Star Textile Mills Ltd and its nominees, and Ring Shine Textiles Ltd. was terminated on January 25, 2024 to safeguard the interests of all stakeholders due to controversial activities surrounding the said SPA. And it was recorded in the 85th Meeting of the Board of Directors of Ring Shine Textiles Ltd. The same has also been notified to BSEC, BEPZA, and all the concerned banks. It is also very much pertinent to mention that there has been no financial transactions nor considerations taken place between the said parties. Furthermore, the Company affirms that Wise Star Textile Mills Ltd and its nominees do not hold any share(s) of Ring Shine Textiles Ltd."

Upcoming Corporate Events

DSE Ticker	Right Share	Dividend		Event	Date
		Stock	Cash		
RINGSHINE		0.0%	0%	Record Date	18-Dec-24
DSSL		0.0%	1%	Record Date	19-Dec-24
PHARMAID		0.0%	25%	Record Date	24-Dec-24
JAMUNAOIL		0.0%	150%	Record Date	24-Dec-24
MAKSONSPIN		0.0%	0%	Record Date	29-Dec-24
DACCADYE		0.0%	0%	Record Date	7-Jan-25

Disclaimer: This report has been prepared by BRAC EPL Stock Brokerage Ltd and is provided for information purposes. It is not, under any circumstances, to be used or considered as an offer to sell, or a solicitation of any offer to buy. Reasonable care has been taken to ensure that the information is not untrue and misleading. BRAC EPL Stock Brokerage Ltd makes no representation or warranty as to the accuracy or completeness of such information. All opinions and estimates included in this report constitute our judgment as of this date and are subject to change without notice.