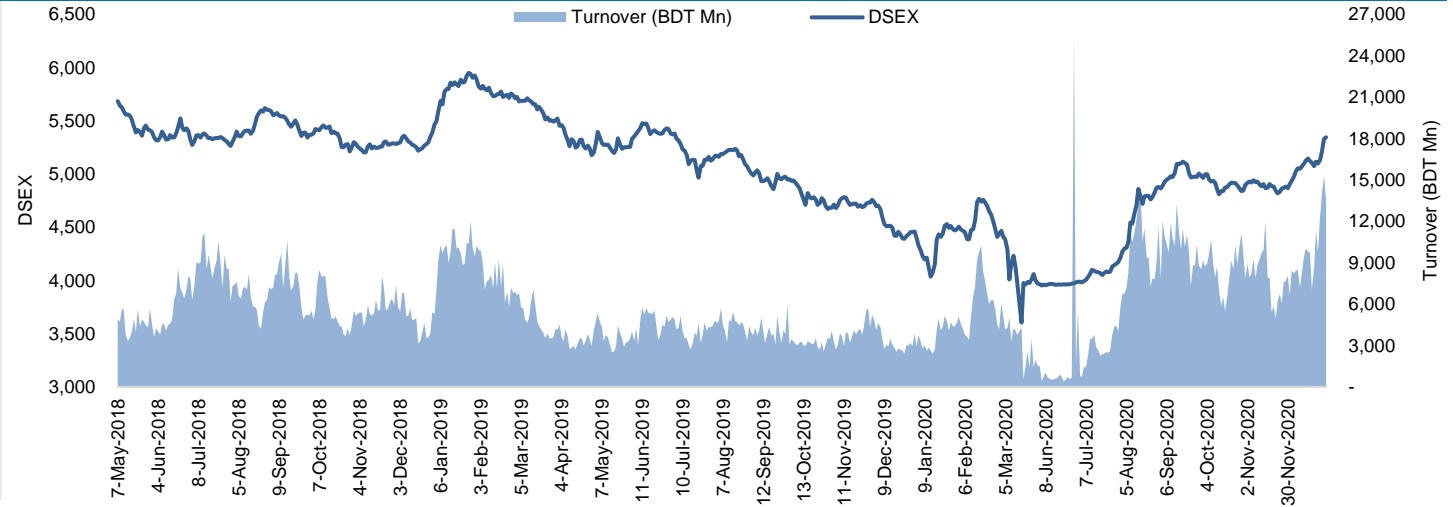


Daily Market Update

The market closed in green today. The benchmark index DSEX (+0.30%) gained 15.74 points and closed at 5,344.01. The blue-chip index DS30 (+0.45%), the Shariah-based index DSES (+0.40%), and the large-cap index CDSET (+0.45%) closed at 1,924.26, 1,231.65, and 1,107.30 points, respectively. All the large-cap sectors posted positive performance today except Fuel & Power (-1.46%). Telecommunication booked the highest gain of 2.54% followed by NBFI (+1.46%), Engineering (+1.08%), Food & Allied (+0.56%), Pharmaceutical (+0.53%) and Bank (-0.04%), respectively. Block trades contributed 2.8% of the overall market turnover. Bangladesh Export Import Company Ltd. (+7.0%) was the most traded share with a turnover of BDT 1,301 million.



Index	Closing	Opening	Point Δ	%Δ	YTD %Δ
DSEX	5,344.01	5,328.28	+15.74	+0.30%	+20.0%
DS30	1,924.26	1,915.68	+8.58	+0.45%	+27.2%
DSES	1,231.65	1,226.78	+4.88	+0.40%	+23.2%
CDSET	1,107.30	1,102.29	+5.01	+0.45%	+23.1%

	Advanced	Declined	Unchanged	Total
All Category	154	142	65	361
A Category (Equity)	111	107	44	262
B Category (Equity)	29	15	13	57
N Category (Equity)	3	4	0	7
Z Category (Equity)	11	16	8	35
Mutual Funds	36	0	1	37
Corporate Bonds	1	0	1	2

	Today	Last Day	Daily %Δ	
Mcap	Mn BDT	4,418,284	4,393,978	
	Mn USD	52,004	51,718	+0.6%
Turnover	Mn BDT	13,470	15,293	
	Mn USD	159	180	-11.9%
Volume	Mn Shares	470	523	-10.1%
No. of Trade		232,457	257,007	-9.6%

Figure: Sectorial Turnover (BDT Mn)

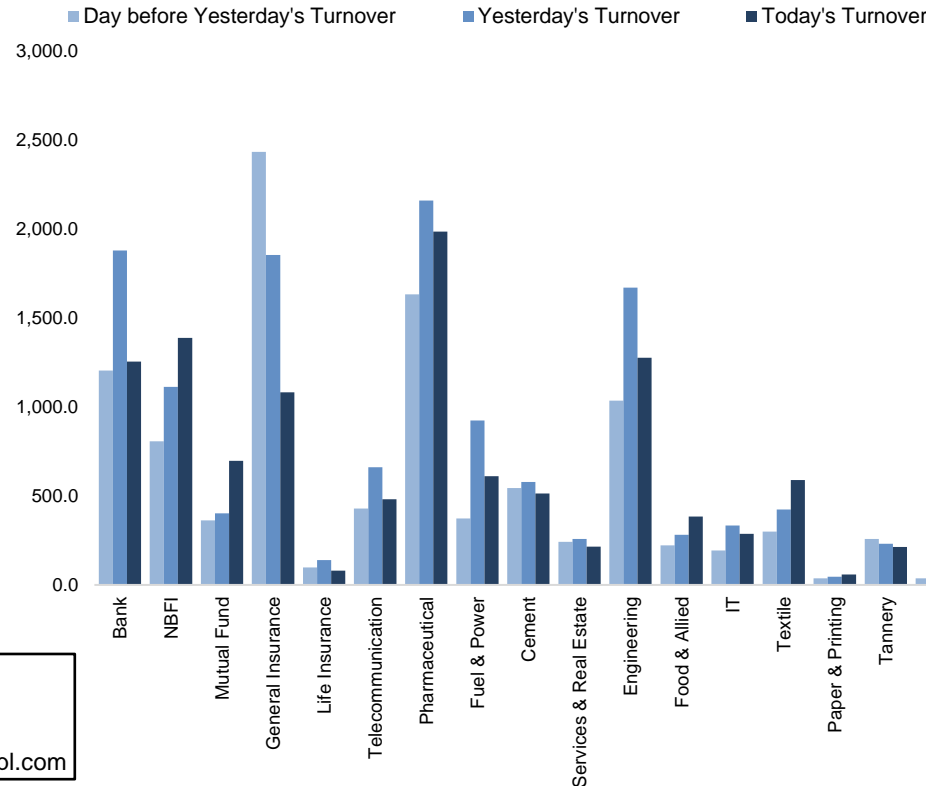
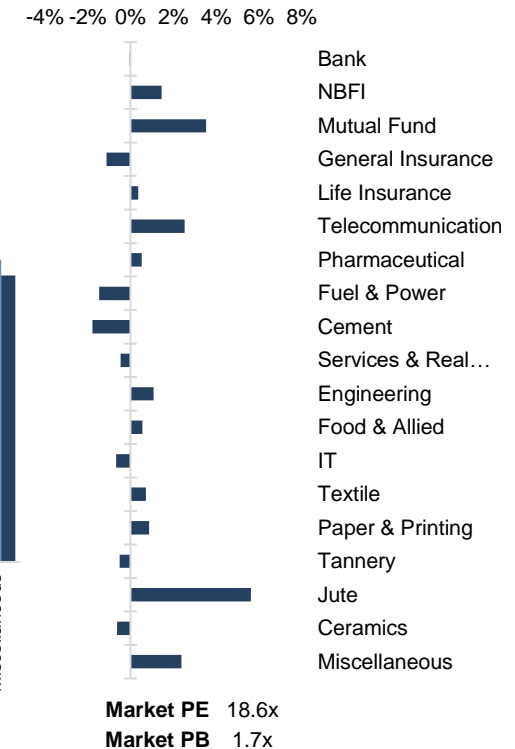


Figure: Sectorial Mcap Change



Md. Rafiqul Islam Research Associate (880) 1708805229 mrafiqulislam@bracepl.com	Md Mahirul Quddus Research Associate (880) 1709636546 mmahirul.quddus@bracepl.com
---	---

Sector Index	Closing	Opening	Points Δ	%Δ	No. of Companies	Mcap (BDT Mn)	% of Total Mcap	Turnover (BDT Mn)	% of Total Turnover	PE	PB	Top Twenty Market Cap	Mcap (BDT Mn)	% of Total Mcap	Turnover (BDT Mn)	PE	PB
Bank	1,384	1,385	-0.51	-0.04%	30	576,868	15.0%	1,254.2	9.6%	8.0x	0.8x	GP	477,601	12.4%	169.0	13.4x	11.3x
NBFI	1,953	1,925	+28.12	+1.46%	23	183,342	4.8%	1,386.8	10.6%	NM	3.1x	WALTONHIL	321,074	8.3%	220.9	47.3x	4.0x
Mutual Fund	984	950	+33.65	+3.54%	37	42,980	1.1%	696.6	5.3%	NM	0.8x	BATBC	201,906	5.2%	182.5	17.6x	5.4x
General Insurance	3,975	4,020	-44.78	-1.11%	37	98,015	2.5%	1,081.9	8.3%	21.3x	1.9x	SQURPHARMA	192,271	5.0%	420.1	13.8x	2.3x
Life Insurance	2,224	2,216	+8.15	+0.37%	12	60,205	1.6%	80.0	0.6%	NM	NM	UPGDCL	156,170	4.1%	149.5	22.0x	4.7x
Telecommunication	5,314	5,182	+131.48	+2.54%	3	634,336	16.5%	481.3	3.7%	17.2x	5.5x	ROBI	129,377	3.4%	50.4	NM	2.0x
Pharmaceutical	3,264	3,247	+17.30	+0.53%	31	586,517	15.2%	1,984.0	15.1%	20.7x	2.5x	RENATA	97,811	2.5%	21.1	24.4x	4.5x
Fuel & Power	1,636	1,660	-24.26	-1.46%	20	425,222	11.0%	610.8	4.7%	12.7x	1.4x	BXPBARMA	78,783	2.0%	642.4	22.4x	2.4x
Cement	1,381	1,406	-24.93	-1.77%	7	86,686	2.3%	513.2	3.9%	34.6x	2.2x	ICB	76,311	2.0%	28.0	34.4x	1.7x
Services & Real Estate	1,068	1,073	-4.95	-0.46%	9	43,862	1.1%	215.6	1.6%	91.9x	0.9x	MARICO	68,226	1.8%	27.8	23.4x	42.8x
Engineering	3,843	3,802	+41.07	+1.08%	41	485,656	12.6%	1,276.3	9.7%	39.8x	2.1x	BERGERPBL	66,807	1.7%	9.4	29.9x	7.5x
Food & Allied	14,265	14,185	+80.03	+0.56%	18	292,333	7.6%	384.2	2.9%	23.1x	6.4x	BRACBANK	59,399	1.5%	33.5	14.0x	1.3x
IT	2,332	2,348	-15.56	-0.66%	10	25,798	0.7%	287.3	2.2%	25.2x	2.2x	LHBL	53,423	1.4%	397.2	25.8x	3.2x
Textile	1,079	1,071	+7.73	+0.72%	56	110,872	2.9%	589.5	4.5%	331.8x	0.8x	ISLAMIBANK	43,631	1.1%	4.6	7.7x	0.7x
Paper & Printing	5,418	5,371	+46.74	+0.87%	4	15,359	0.4%	59.4	0.5%	63.2x	1.1x	BEXIMCO	43,027	1.1%	1,300.6	96.3x	0.7x
Tannery	1,777	1,786	-9.04	-0.51%	6	19,294	0.5%	212.6	1.6%	NM	1.9x	SUMITPOWER	41,968	1.1%	56.2	7.8x	1.2x
Jute	11,867	11,233	+633.30	+5.64%	3	2,792	0.1%	127.9	1.0%	NM	14.4x	OLYMPIC	38,248	1.0%	31.3	18.9x	4.6x
Ceramics	477	480	-2.97	-0.62%	5	24,620	0.6%	249.2	1.9%	61.6x	1.7x	DUTCHBANGL	36,025	0.9%	11.2	7.9x	1.2x
Miscellaneous	2,423	2,367	+56.56	+2.39%	13	135,213	3.5%	1,607.4	12.3%	42.9x	1.5x	UNILEVERCL	35,066	0.9%	36.6	38.1x	24.8x
												TITASGAS	30,666	0.8%	18.5	8.6x	0.4x

Top Ten Gainers	Close Price (BDT)	Δ%	Turnover (BDT Mn)	PE	PB
ECABLES	155.1	+10.0%	14.8	NM	11.2x
BDLAMPS	183.7	+10.0%	28.6	NM	2.4x
BDFINANCE	27.5	+10.0%	312.1	13.7x	1.6x
ROBI	24.7	+9.8%	50.4	NM	2.0x
GHCL	36.0	+9.8%	7.9	NM	0.7x
CRYSTALINS	32.7	+9.7%	0.1	16.2x	1.7x
ALLTEX	9.2	+9.5%	9.1	NM	0.6x
NEWLINE	16.2	+9.5%	77.7	14.9x	0.7x
INTRACO	17.4	+9.4%	16.3	33.2x	1.5x
NORTHERN	394.9	+8.7%	46.9	34.9x	4.8x

Top Twenty Free Float Mcap	Free Float Mcap (BDT Mn)	% of Total Free Float Mcap	PE	PB
SQURPHARMA	125,803	8.9%	13.8x	2.3x
BXPBARMA	68,392	4.9%	22.4x	2.4x
BATBC	53,404	3.8%	17.6x	5.4x
GP	47,760	3.4%	13.4x	11.3x
RENATA	47,752	3.4%	24.4x	4.5x
BRACBANK	33,091	2.4%	14.0x	1.3x
BEXIMCO	29,882	2.1%	96.3x	0.7x
OLYMPIC	27,642	2.0%	18.9x	4.6x
ISLAMIBANK	21,239	1.5%	7.7x	0.7x
EBL	20,348	1.4%	7.3x	1.1x
LHBL	18,869	1.3%	25.8x	3.2x
CITYBANK	18,535	1.3%	8.3x	0.9x
PUBALIBANK	16,978	1.2%	10.4x	0.7x
UPGDCL	15,617	1.1%	22.0x	4.7x
SUMITPOWER	15,440	1.1%	7.8x	1.2x
IFIC	15,342	1.1%	13.0x	0.9x
NBL	15,236	1.1%	6.2x	0.4x
ALARABANK	13,864	1.0%	6.6x	1.1x
ROBI	12,938	0.9%	NM	2.0x
BEACONPHAR	12,613	0.9%	45.3x	3.8x

Most Traded Share	Close Price (BDT)	Δ%	Turnover (BDT Mn)	PE	PB
BEXIMCO	49.1	+7.0%	1,300.6	96.3x	0.7x
IFIC	15.0	-	732.6	13.0x	0.9x
BXPBARMA	176.6	+0.3%	642.4	22.4x	2.4x
LANKABAFIN	28.3	+7.2%	610.8	21.4x	1.6x
SQURPHARMA	216.9	+1.6%	420.1	13.8x	2.3x
LHBL	46.0	-2.1%	397.2	25.8x	3.2x
BDFINANCE	27.5	+10.0%	312.1	13.7x	1.6x
BSCCL	165.9	-2.9%	261.9	28.6x	4.1x
WALTONHIL	1,059.9	+1.9%	220.9	47.3x	4.0x
SSSTEEL	18.9	+1.1%	208.2	13.2x	1.2x

Top Ten Losers	Close Price (BDT)	Δ%	Turnover (BDT Mn)	PE	PB
MHSML	15.1	-6.8%	17.9	NM	1.1x
GQBALLPEN	139.3	-6.7%	13.9	NM	1.0x
PRAGATIINS	63.2	-5.2%	36.4	16.5x	1.2x
ARAMITCEM	17.5	-4.9%	0.2	NM	0.7x
BIFC	4.0	-4.8%	0.5	NM	NM
FIRSTFIN	6.0	-4.8%	1.2	NM	1.5x
ORIONPHARM	54.6	-4.7%	196.3	19.2x	0.8x
PIONEERINS	74.4	-4.4%	55.2	10.0x	1.6x
BSC	44.2	-4.1%	32.4	24.0x	0.8x
GLOBALINS	36.6	-3.9%	30.0	34.7x	2.7x

Block Trade	Maximum Price (BDT)	Minimum Price (BDT)	Turnover (BDT Mn)	Quantity ('000)	No. of
AAMRANET	50	50	0.5	10	1
ADNTEL	58.5	58	7.9	136	5
AOL	56	56	2.2	40	1
APOLOISPAT	6.2	6.2	0.6	100	1
BATBC	1120	1115	15.6	14	4
BDFINANCE	23.1	23.1	2.3	100	1
BEACONPHAR	79.5	74	87.4	1,175	3
BRACBANK	50	45	38.5	800	3
BSCCL	170.6	170.6	2.0	12	1
BXPBARMA	171.4	171.4	49.9	291	1

Block Trade	Maximum Price (BDT)	Minimum Price (BDT)	Turnover (BDT Mn)	Quantity ('000)	No. of Trade
DBH	85.6	85	5.6	65	10
DBH1STMF	6.9	6.9	0.8	123	1
GP	350	350	3.5	10	1
JMISMDL	434	434	0.5	1	1
KPPL	15.9	15.9	0.5	32	1
MARICO	2262.5	2262.5	2.3	1	1
MERCANBANK	13.8	13.8	13.8	1,000	1
MICEMENT	49.5	49.5	1.0	20	1
MTB	24.5	24.5	1.4	57	1
NBL	7.9	7.9	15.8	2,000	1
NCCBANK	13	13	3.0	230	1
PHARMAID	455.3	455.3	0.8	2	1
PRAGATIINS	71	71	1.4	20	1
PRIMEINSUR	44.3	44.3	8.2	185	1
PROVATIINS	88	82	1.7	19	2
PTL	60.1	60.1	1.6	27	1
ROBI	24.7	24.5	25.5	1,036	17
SKTRIMS	56.5	56	11.3	200	3
SONALIPAPR	249.2	249.2	0.5	2	1
SONARBAINS	62	62	0.6	9	1
SSSTEEL	17.6	16.9	48.3	2,809	15
STANCERAM	281	281	0.7	3	1
UNIQUEHRL	38.1	38.1	2.2	57	1
UPGDCL	300	300	8.3	28	1
UTTARAFIN	52.5	52.5	5.3	100	1
Total			371.3		88

Important DSE News
BDFINANCE

The Company has informed that the Board of Directors and Shareholders of the Company has approved 10% cash dividend instead of earlier declared 12% cash dividend for all shareholders for the year ended on December 31, 2019 in their 21st AGM which was held on December 10, 2020.

ACMELAB

Mr. Mizanur Rahman Sinha, one of the Sponsors Directors of the Company, has expressed his intention to buy 1,31,000 shares of the Company at prevailing market price (In the Public Market) through Stock Exchange (DSE) within next 30 working days.

ECABLES

Mr. Md. Emdadul Haque, one of the Directors of the Company, nominated by MRS Industries Limited, has expressed his intention to buy 5,25,000 shares of the Company at prevailing market price (in the Block Market) through Stock Exchange (DSE) within next 30 working days.

Mr. Md. Mofizur Rahman, one of the Directors of the Company, nominated by BRB Cables Industries Limited, has expressed his intention to buy 5,21,000 shares of the Company at prevailing market price (in the Block Market) through Stock Exchange (DSE) within next 30 working days.

CNW

Rahima Food Corporation Limited: Dhaka Stock Exchange Limited has approved the resumption of trading of shares of Rahima Food Corporation Limited at the main Board of DSE from December 29, 2020 under 'A' category. At DSE, trading code for Rahima Food Corporation Limited is "RAHIMAFOOD" and DSE Company Code is 14281. It is mentionable here that the following conditions will be applicable for the Company: 1. The reference price will be the close price of the Company traded at CSE on December 28, 2020 since the shares of the Company are already being traded in CSE. 2. The reference floor price will be the floor price of the Company traded at CSE, i.e. Tk. 175.40. 3. The circuit breaker and circuit filter (Price Limit) will remain operative for Rahima Food Corporation Limited from December 29, 2020 at DSE; and 4. The shares of the Company will be placed under 'A' category as the Company is already traded at CSE under 'A' category.

Upcoming Corporate Events

DSE Ticker	Right Share	Dividend		Event	Date
		Stock	Cash		
MPETROLEUM	-	0.0%	150.0%	Record Date	21-Jan-21
BEACHHATCH	-	0.0%	0.0%	Record Date	18-Jan-21

Upcoming IPOs

Company Name	Event	Opening Date	Closing Date
Mir Akhter Hossain Ltd	Subscription	24-12-20	30-12-20
Taufika Foods and Agro	Subscription	03-01-21	07-01-21
eGeneration Limited	Subscription	12-01-21	18-01-21

Disclaimer: This report has been prepared by BRAC EPL Stock Brokerage Ltd and is provided for information purposes. It is not, under any circumstances, to be used or considered as an offer to sell, or a solicitation of any offer to buy. Reasonable care has been taken to ensure that the information is not untrue and misleading. BRAC EPL Stock Brokerage Ltd makes no representation or warranty as to the accuracy or completeness of such information. All opinions and estimates included in this report constitute our judgment as of this date and are subject to change without notice.