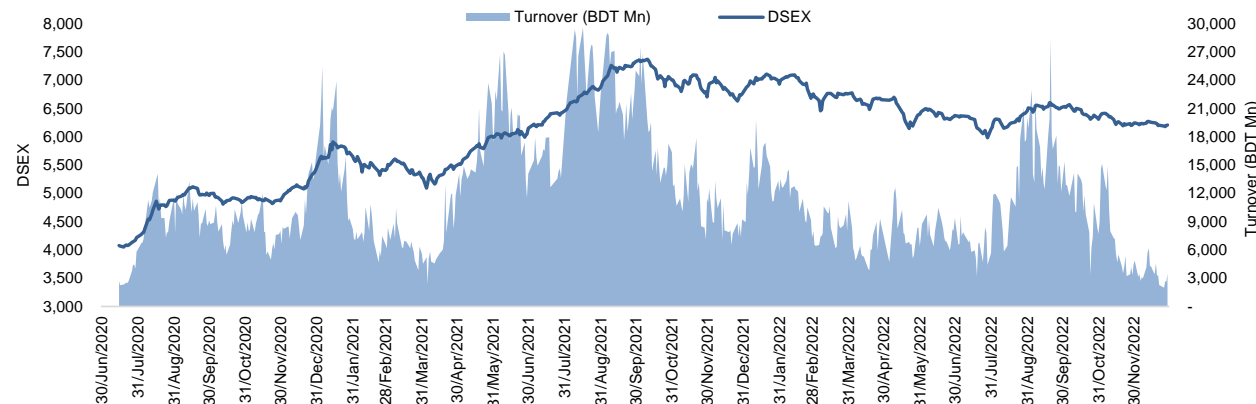


Daily Market Update

The market closed in green today. The benchmark index DSEX (+0.18%) gained 11 points and closed at 6,206.81. The blue-chip index DS30 (+0.05%), the Shariah-based index DSES (+0.23%), and the large-cap index CDSET (+0.03%) closed at 2,195.30, 1,358.84, and 1,214.42 points, respectively. Most of the large-cap sectors posted positive performance today. Pharmaceutical booked the highest gain of 0.39% followed by Food & Allied (+0.13%), Engineering (+0.09%), Bank (+0.06%), Fuel & Power (+0.01%), Telecommunication (0.00%), and NBF1 (-0.01%), respectively. Block trades contributed 6.3% of the overall market turnover. Intraco Refueling Station Limited (+2.0%) was the most traded share with a turnover of BDT 172 million.



Index	Closing	Opening	Point Δ	%Δ	YTD %Δ
DSEX	6,206.81	6,195.82	+11.00	+0.18%	-8.1%
DS30	2,195.30	2,194.20	+1.10	+0.05%	-13.3%
DSES	1,358.84	1,355.70	+3.14	+0.23%	-5.1%
CDSET	1,214.42	1,214.09	+0.33	+0.03%	-10.6%

	Advanced	Declined	Unchanged	Total
All Category	61	108	189	358
A Category (Equity)	46	53	138	237
B Category (Equity)	10	43	40	93
N Category (Equity)	5	1	3	9
Z Category (Equity)	0	11	8	19
Mutual Funds	1	5	20	26
Corporate Bonds	1	0	0	1
Treasury Bonds	1	0	0	1

* Based on Traded Scrips

		Today	Last Day	Daily %Δ
Mcap	Mn BDT	7,609,369	7,606,101	+0.0%
	Mn USD	72,041	72,010	
Turnover	Mn BDT	3,457	2,582	+33.9%
	Mn USD	33	24	
Volume	Mn Shares	45	34	+32.4%
No. of Trade		70,684	57,870	+22.1%

* Average Interbank Exchange Rate is BDT 105.63 as of Dec 28, 2022

Fahim Hassan Research Associate (880) 1709636546 fahim.hassan@bracepl.com	Md. Tanvir Ahmed Research Associate (880) 1708805201 mtanvir.ahmed@bracepl.com
---	--

Figure: Sectorial Turnover (BDT Mn)

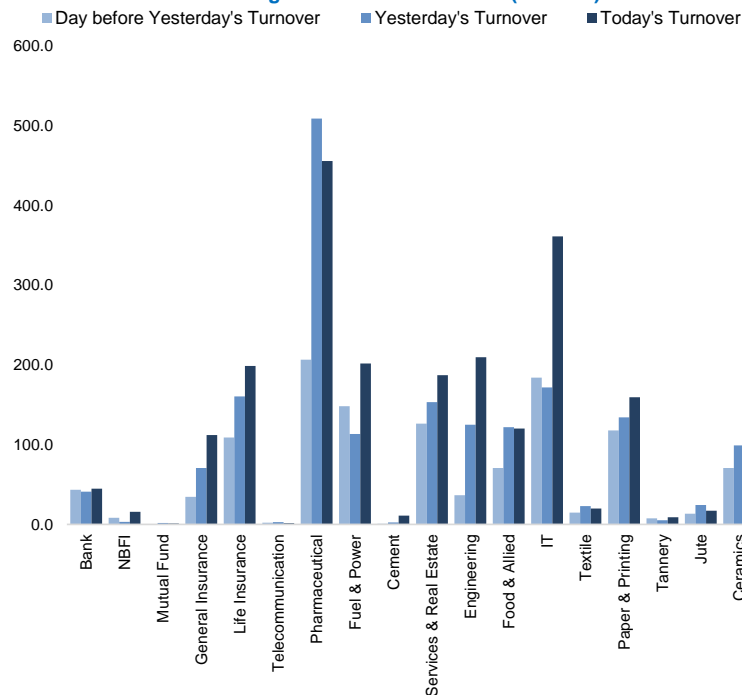
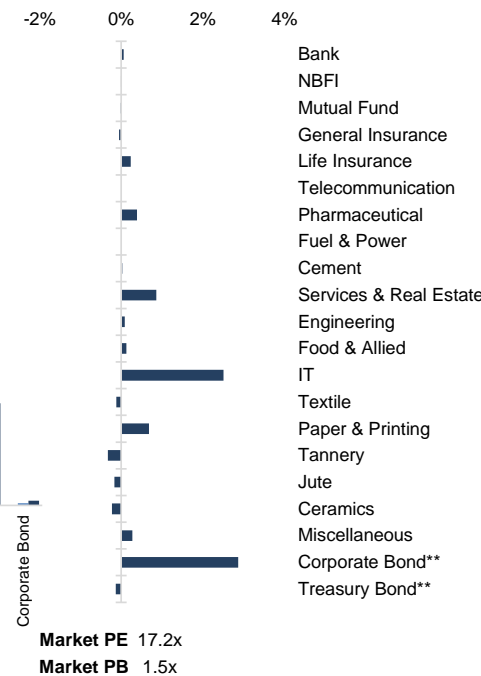


Figure: Sectorial Mcap Change



Market PE 17.2x

Market PB 1.5x

Sector Index	Closing	Opening	Points Δ	%Δ	No. of Companies	Mcap (BDT Mn)	% of Total Mcap	Turnover (BDT Mn)	% of Total Turnover	PE	PB	Top Twenty Market Cap	Mcap (BDT Mn)	% of Total Mcap	Turnover (BDT Mn)	PE	PB
Bank	1,427	1,426	+0.92	+0.06%	34	666,627	8.8%	45.0	1.9%	7.7x	0.7x	GP	386,996	8.7%	1.1	11.2x	9.1x
NBFI	1,927	1,927	-0.15	-0.01%	23	188,016	2.5%	15.8	0.7%	NM	4.5x	WALTONHIL	317,378	7.1%	0.1	35.7x	3.3x
Mutual Fund	852	852	-0.09	-0.01%	37	38,532	0.5%	1.1	0.0%	NM	0.8x	BATBC	280,098	6.3%	0.7	16.8x	6.7x
General Insurance	3,178	3,180	-1.64	-0.05%	42	92,750	1.2%	112.0	4.7%	15.6x	1.5x	SQURPHARMA	185,977	4.2%	2.0	10.0x	1.7x
Life Insurance	2,493	2,487	+5.83	+0.23%	14	69,912	0.9%	198.6	8.4%	NM	NM	ROBI	157,138	3.5%	0.1	NM	2.4x
Telecommunication	4,946	4,946	-	-	3	580,232	7.6%	1.3	0.1%	15.4x	4.9x	RENATA	139,689	3.1%	0.3	28.1x	4.6x
Pharmaceutical	3,754	3,740	+14.43	+0.39%	34	728,300	9.6%	455.7	19.3%	18.6x	2.4x	UPGDCL	135,475	3.0%	0.1	13.6x	3.8x
Fuel & Power	1,694	1,694	+0.19	+0.01%	23	446,715	5.9%	201.6	8.5%	14.4x	1.1x	BEXIMCO	101,302	2.3%	3.4	8.2x	1.2x
Cement	2,320	2,319	+0.60	+0.03%	7	111,413	1.5%	11.0	0.5%	33.5x	2.5x	BERGERPBL	79,891	1.8%	5.4	25.9x	7.0x
Services & Real Estate	1,782	1,767	+15.19	+0.86%	8	70,414	0.9%	187.0	7.9%	39.9x	0.9x	MARICO	76,277	1.7%	0.6	21.3x	44.9x
Engineering	4,503	4,499	+3.98	+0.09%	42	528,554	6.9%	209.5	8.9%	38.7x	1.8x	ICB	74,119	1.7%	0.1	68.1x	1.6x
Food & Allied	21,248	21,220	+27.35	+0.13%	21	378,605	5.0%	120.2	5.1%	21.5x	7.4x	BEACONPHAR	66,066	1.5%	39.0	81.3x	10.7x
IT	3,004	2,931	+73.67	+2.51%	11	39,168	0.5%	361.0	15.3%	27.9x	2.7x	BXPBARMA	65,222	1.5%	21.3	12.8x	1.6x
Textile	1,622	1,624	-1.96	-0.12%	58	170,600	2.2%	19.8	0.8%	31.0x	1.0x	BRACBANK	57,619	1.3%	0.2	10.9x	1.0x
Paper & Printing	10,388	10,318	+70.23	+0.68%	6	40,024	0.5%	159.3	6.7%	45.0x	2.0x	ISLAMIBANK	53,130	1.2%	8.3	10.8x	0.8x
Tannery	3,093	3,104	-10.20	-0.33%	6	32,671	0.4%	9.0	0.4%	39.7x	3.0x	DUTCHBANGL	43,554	1.0%	0.4	7.4x	1.1x
Jute	14,850	14,875	-24.98	-0.17%	3	3,633	0.0%	17.0	0.7%	NM	128.2x	TITASGAS	40,459	0.9%	0.0	14.2x	0.5x
Ceramics	705	706	-1.58	-0.22%	5	32,595	0.4%	105.0	4.4%	34.1x	1.9x	POWERGRID	37,347	0.8%	0.3	38.5x	0.4x
Miscellaneous	4,071	4,060	+11.20	+0.28%	14	219,432	2.9%	128.2	5.4%	12.3x	1.8x	SUMITPOWER	36,308	0.8%	0.1	10.0x	0.9x
Corporate Bond**	91	89	+2.54	+2.87%	9	37,590	0.5%	5.9	0.3%	NM	NM	BSCCL	36,098	0.8%	0.1	14.9x	3.4x
Treasury Bond**	98	98	-0.13	-0.13%	252	3,135,949	41.2%	2.9	0.1%	NM	NM						

Top Ten Gainers	Close Price (BDT)	Δ%	Turnover (BDT Mn)	PE	PB
ICICL	28.1	+9.8%	0.5	31.1x	1.8x
AAMRANET	51.4	+9.6%	68.8	22.4x	1.4x
ORIONINFU	527.4	+8.7%	109.4	NM	35.6x
KOHINOOR	469.3	+8.2%	17.9	43.3x	8.6x
ANWARGALV	236.2	+7.8%	83.9	53.9x	19.9x
NAVANAPHAR	78.3	+5.5%	82.7	20.9x	1.7x
AGNISYSL	23.0	+5.0%	22.2	21.1x	1x
DGIC	32.5	+4.5%	9.4	24.3x	2.9x
ARAMIT	290.2	+4.2%	7.4	35.2x	1.9x
CLICL	61.4	+3.9%	52.7	NM	NM

Top Twenty Free Float Mcap	Free Float Mcap (BDT Mn)	% of Total Free Float Mcap	PE	PB
SQURPHARMA	121,685	7.2%	10.0x	1.7x
BATBC	74,086	4.4%	16.8x	6.7x
BEXIMCO	70,355	4.2%	8.2x	1.2x
RENATA	68,196	4.1%	28.1x	4.6x
BEACONPHAR	46,246	2.8%	81.3x	10.7x
BXPBARMA	45,538	2.7%	12.8x	1.6x
GP	38,700	2.3%	11.2x	9.1x
BRACBANK	30,976	1.8%	10.9x	1.0x
LHBL	26,581	1.6%	18.4x	4.1x
ISLAMIBANK	23,866	1.4%	10.8x	0.8x
NBL	19,116	1.1%	NM	0.6x
PUBALIBANK	18,525	1.1%	5.5x	0.6x
CITYBANK	17,615	1.0%	4.5x	0.8x
ROBI	15,714	0.9%	NM	2.4x
OLYMPIC	15,039	0.9%	19.7x	2.5x
ALARABANK	14,609	0.9%	14.6x	1.1x
BSRMLTD	14,417	0.9%	62.6x	0.7x
UPGDCL	13,547	0.8%	13.6x	3.8x
SUMITPOWER	13,358	0.8%	10.0x	0.9x
PRIMEBANK	13,255	0.8%	6.3x	0.7x

Most Traded Share	Close Price (BDT)	Δ%	Turnover (BDT Mn)	PE	PB
INTRACO	40.5	+2.0%	171.7	32.8x	3.2x
GENEXIL	81.0	+3.6%	123.3	23.4x	4.5x
ORIONINFU	527.4	+8.7%	109.4	NM	35.6x
MONNOCERA	122.7	-1.4%	104.0	NM	1.5x
BPML	75.6	+1.6%	103.8	20.3x	1.0x
BSC	115.3	+1.1%	97.4	8.0x	1.5x
ORIONPHARM	82.7	+1.3%	97.1	20.5x	0.9x
ANWARGALV	236.2	+7.8%	83.9	53.9x	19.9x
NAVANAPHAR	78.3	+5.5%	82.7	20.9x	1.7x
EHL	78.9	+1.9%	70.5	12.8x	1.0x

Top Ten Losers	Close Price (BDT)	Δ%	Turnover (BDT Mn)	PE	PB
MONNOCERA	122.7	-1.4%	104.0	NM	1.5x
HWAWELLTEX	45.0	-1.1%	2.9	NM	1x
CAPMBDBLMF	9.9	-1.0%	0.0	NM	1.2x
NORTHRNINS	39.6	-1.0%	0.0	21.2x	1.8x
EASTRNLUB	1,605.0	-1.0%	0.3	NM	8.5x
RAHIMTEXT	209.0	-1.0%	0.0	NM	5.8x
LIBRAINFU	857.5	-1.0%	0.0	NM	0.7x
PRIMETEX	40.0	-1.0%	0.0	NM	0.5x
BEACHHATCH	40.1	-1.0%	0.0	69.1x	4.0x
SAVAREFR	251.0	-1.0%	0.0	NM	2.7x

Block Trade	Maximum Price (BDT)	Minimum Price (BDT)	No. of Trade	Quantity ('000)	Turnover (BDT Mn)
SONALIPAPR	630.0	575.0	18.0	533	331.27
RENATA	1,212.0	1,141.8	18.0	161	193.56
IPDC	58.6	55.5	3.0	2,367	131.48
BEACONPHAR	310.1	290.0	5.0	254	76.97
FORTUNE	83.2	68.2	7.0	1,015	75.77
SEAPEARL	189.0	168.1	3.0	180	30.77
ANWARGALV	234.0	234.0	1.0	128	29.84
ORIONINFU	451.0	443.0	16.0	62	27.65
GP	286.6	263.1	16.0	77	21.27
NAVANAPHAR	71.5	70.2	11.0	252	17.86

* NBFI Sector PE calculation methodology has been modified to reflect positive earnings only.
 ** The base of the Bond Index starts at 100, starting from Jan 13, 2022
 Similarly, Treasury Bond Index starts at 100, starting from Oct 10, 2022

Block Trade	Maximum Price (BDT)	Minimum Price (BDT)	Turnover (BDT Mn)	Quantity ('000)	No. of Trade	Important DSE News
SONALIPAPR	630.0	575.0	331.3	533	18	UCB Refer to their earlier news disseminated by DSE on 22.12.2021 regarding board decision on issuance of 5th Subordinated Bond, the Company has further informed that Bangladesh Securities and Exchange Commission has accorded its consent for raising of capital through issuance of BDT 1,000.00 Crore Non-convertible, Unsecured, Fully Redeemable Subordinated Bond through private placement in cash consideration. No. of Bonds to be issued 1,000 (One Thousand) and the face value of each bond would be BDT 10,000,000.00 (Ten Million). The consent has been accorded subject to compliance of relevant laws and regulatory requirements. The purpose of the issue is to strengthen the capital base of the Company. ISLAMICFIN The Company has informed that Md. Shafiqul Islam, one of the Sponsors of the Company passed away on 06.02.2021. His holding 5,08,782 shares will be transmitted among his successors according to the Succession Certificate issued by the Honorable Court. SBACBANK Hazi Shakhawat Anwara Eye Hospital Limited, one of the Sponsor Directors of the Company, has further informed that it has completed sale of its entire holding 3,48,21,563 shares of the company at prevailing market price through Dhaka Stock Exchange as per declaration disseminated on 07.12.2022. TB15Y0123 Record Date for entitlement of last coupon and principal payment of 15Y BGTB 09/01/2023 Government Securities is 08.01.2023. The Government Securities will be delisted effective from 09.01.2023 due to completion of maturity. TB10Y0123 Record Date for entitlement of last coupon and principal payment of 10Y BGTB 09/01/2023 Government Securities is 08.01.2023. The Government Securities will be delisted effective from 09.01.2023 due to completion of maturity. PUBALIBANK Refer to their earlier news disseminated by DSE on 12.05.2022 regarding decision to issue Subordinated Bond, the Company has further informed that Bangladesh Securities and Exchange Commission has accorded its consent to the Company for raising of capital through issuance of non-convertible, privately placed, floating rate 3rd subordinated bond of BDT 7,000.00 million through private placement. The consent has been accorded subject to compliance of relevant laws and regulatory requirements. The purpose of the issue is to strengthen the capital base of the Company. MONNOCERA Monno Welfare Foundation, one of the Corporate Directors of the Company, has further informed that it has completed its sale of 10,00,000 shares of the Company at prevailing market price through Dhaka Stock Exchange as per declaration disseminated on 22.12.2022. DSSL The Company will be placed in 'B' category from existing 'A' category with effect from January 01, 2023 as the Company has approved 2% cash dividend for the year ended June 30, 2022.
RENATA	1,212.0	1,141.8	193.6	161	18	
IPDC	58.6	55.5	131.5	2,367	3	
BEACONPHAR	310.1	290.0	77.0	254	5	
FORTUNE	83.2	68.2	75.8	1,015	7	
SEAPEARL	189.0	168.1	30.8	180	3	
ANWARGALV	234.0	234.0	29.8	128	1	
ORIONINFU	451.0	443.0	27.7	62	16	
GP	286.6	263.1	21.3	77	16	
NAVANAPHAR	71.5	70.2	17.9	252	11	
BRACBANK	38.5	34.7	15.9	454	3	
BEXIMCO	110.8	104.1	14.4	138	24	
BSCCL	200.0	199.8	13.9	70	11	
INTRACO	43.3	39.0	10.5	259	5	
CNATEX	10.2	10.2	9.9	970	1	
IMAMBUTTON	120.7	120.6	9.6	80	2	
EHL	83.0	83.0	8.3	100	2	
SQURPHARMA	205.5	203.6	7.8	38	8	
BATBC	479.8	479.8	6.5	14	9	
MARICO	2,360.0	2,350.0	6.1	3	3	
SQUARETEXT	69.0	62.0	4.8	74	5	
AAMRATECH	43.3	38.2	4.3	102	2	
Total			1,090.2		218	

Upcoming Corporate Events

DSE Ticker	Right Share	Dividend		Event	Date
		Stock	Cash		
Queen South Textile Mills Limited	-	6.0%	0.0%	Record Date	2-Jan-23
Desh Garmants Ltd.	-	10.0%	0.0%	Record Date	3-Jan-23

Disclaimer: This report has been prepared by BRAC EPL Stock Brokerage Ltd and is provided for information purposes. It is not, under any circumstances, to be used or considered as an offer to sell, or a solicitation of any offer to buy. Reasonable care has been taken to ensure that the information is not untrue and misleading. BRAC EPL Stock Brokerage Ltd makes no representation or warranty as to the accuracy or completeness of such information. All opinions and estimates included in this report constitute our judgment as of this date and are subject to change without notice.