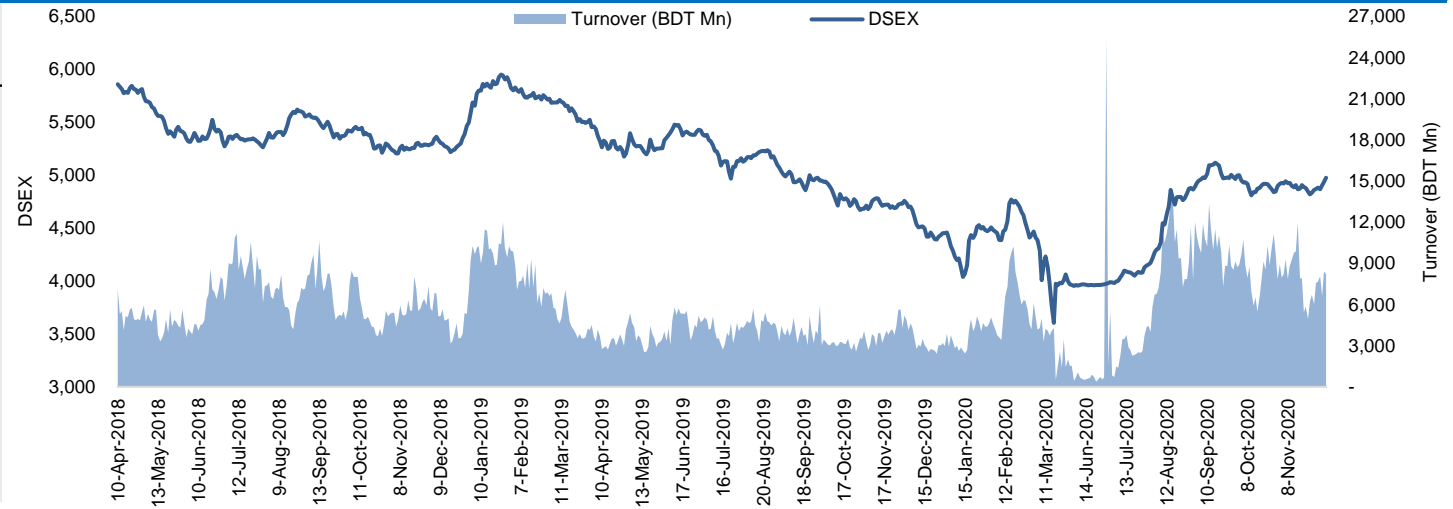


Daily Market Update

The market closed in green today. The benchmark index DSEX (+0.81%) gained 39.98 points and closed at 4,974.84. The blue-chip index DS30 (+1.30%), the Shariah-based index DSES (+0.79%), and the large-cap index CDSET (+0.82%) closed at 1,727.13, 1,135.54, and 1,009.20 points, respectively. All the large-cap sectors posted positive performance today. NBF1 booked the highest gain of 1.49% followed by Pharmaceutical (+1.31%), Food & Allied (+1.21%), Engineering (+0.96%), Fuel & Power (+0.50%), Telecommunication (+0.43%), and Bank (+0.26%), respectively. Block trades contributed 4.4% of the overall market turnover. Bangladesh Export Import Company Ltd. (+3.1%) was the most traded share with a turnover of BDT 427 million.



Index	Closing	Opening	Point Δ	%Δ	YTD %Δ
DSEX	4,974.84	4,934.86	+39.98	+0.81%	+11.7%
DS30	1,727.13	1,704.98	+22.15	+1.30%	+14.1%
DSES	1,135.54	1,126.62	+8.92	+0.79%	+13.6%
CDSET	1,009.20	1,000.97	+8.23	+0.82%	+12.2%

	Advanced	Declined	Unchanged	Total
All Category	184	75	93	352
A Category (Equity)	138	51	67	256
B Category (Equity)	24	15	17	56
N Category (Equity)	4	1	0	5
Z Category (Equity)	18	8	9	35
Mutual Funds	29	1	7	37
Corporate Bonds	0	0	1	1

	Today	Last Day	Daily %Δ	
Mcap	Mn BDT	3,992,786	3,965,124	+0.7%
	Mn USD	46,996	46,670	
Turnover	Mn BDT	8,226	8,411	-2.2%
	Mn USD	97	99	
Volume	Mn Shares	299	294	+1.6%
No. of Trade		162,154	170,887	-5.1%

Md. Rafiqul Islam Research Associate (880) 1708805229 mrafiqulislam@bracepl.com	Md Mahirul Quddus Research Associate (880) 1709636546 mmahirul.quddus@bracepl.com
---	---

Figure: Sectorial Turnover (BDT Mn)

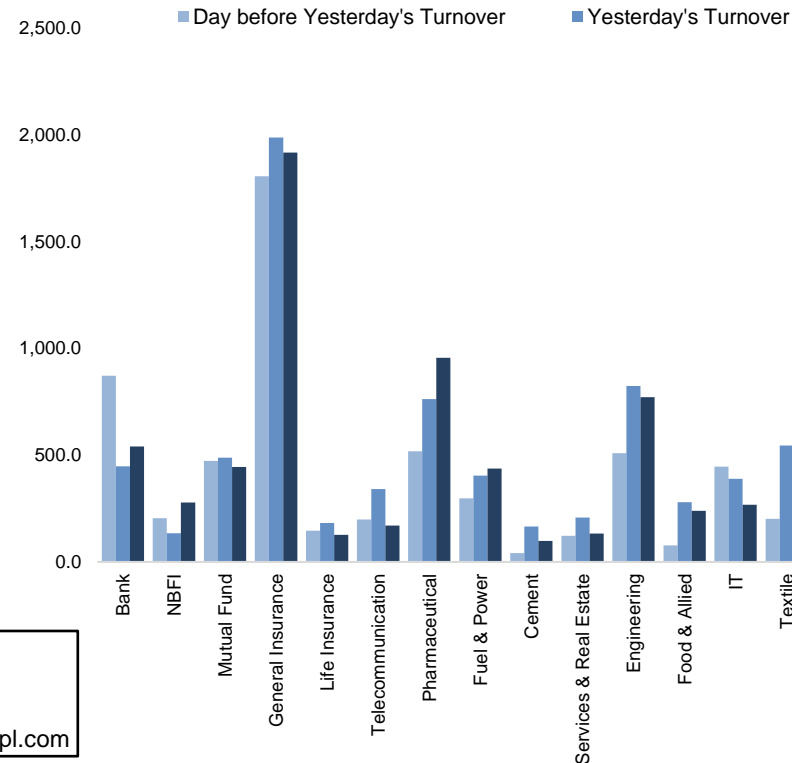
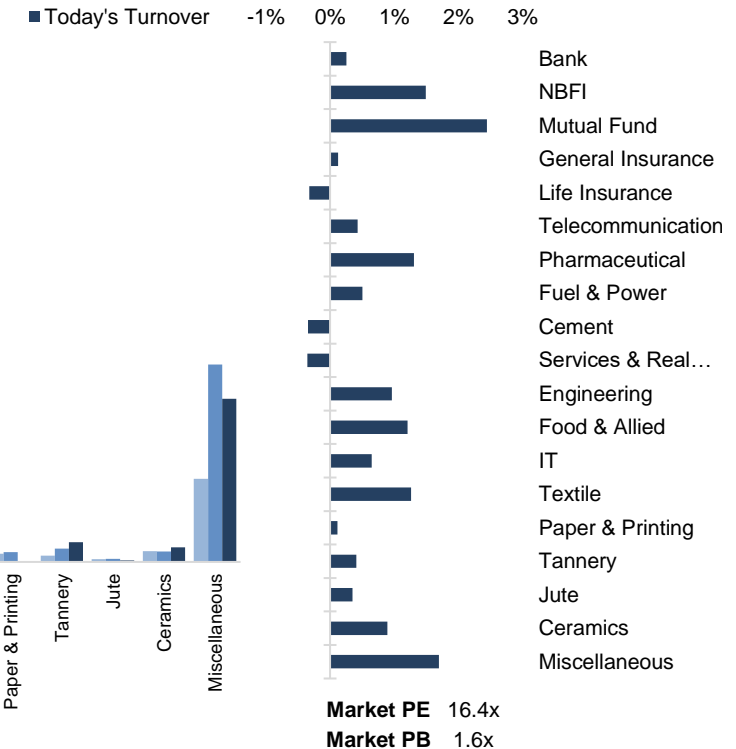


Figure: Sectorial Mcap Change



Market PE 16.4x
Market PB 1.6x

Sector Index	Closing	Opening	Points Δ	%Δ	No. of Companies	Mcap (BDT Mn)	% of Total Mcap	Turnover (BDT Mn)	% of Total Turnover	PE	PB	Top Twenty Market Cap	Mcap (BDT Mn)	% of Total Mcap	Turnover (BDT Mn)	PE	PB
Bank	1,358	1,354	+3.48	+0.26%	30	565,669	16.5%	540.1	6.9%	7.9x	0.8x	GP	431,286	12.6%	71.5	12.1x	10.2x
NBFI	1,791	1,765	+26.35	+1.49%	23	168,120	4.9%	277.9	3.5%	126.4x	2.7x	WALTONHIL	241,313	7.0%	79.4	35.6x	3.0x
Mutual Fund	981	957	+23.43	+2.45%	37	42,841	1.2%	444.2	5.7%	NM	0.8x	BATBC	191,124	5.6%	61.2	16.6x	5.1x
General Insurance	4,065	4,060	+5.08	+0.13%	36	99,618	2.9%	1,915.2	24.4%	22.0x	2.0x	SQURPHARMA	165,855	4.8%	127.3	11.9x	2.0x
Life Insurance	2,176	2,183	-7.08	-0.32%	12	57,578	1.7%	127.5	1.6%	NM	NM	UPGDCL	152,982	4.5%	50.7	21.6x	4.7x
Telecommunication	4,422	4,404	+18.87	+0.43%	2	454,669	13.2%	170.1	2.2%	12.4x	9.3x	RENATA	95,419	2.8%	16.2	23.8x	4.4x
Pharmaceutical	2,968	2,930	+38.31	+1.31%	31	533,352	15.5%	955.6	12.2%	18.8x	2.3x	ICB	69,703	2.0%	6.2	31.4x	1.6x
Fuel & Power	1,600	1,592	+8.04	+0.50%	20	415,828	12.1%	437.0	5.6%	12.2x	1.4x	MARICO	67,262	2.0%	7.5	23.1x	42.2x
Cement	1,238	1,242	-4.27	-0.34%	7	77,737	2.3%	98.5	1.3%	31.0x	1.9x	BXPBARMA	63,749	1.9%	284.6	18.1x	2.0x
Services & Real Estate	1,030	1,034	-3.67	-0.36%	9	42,301	1.2%	132.9	1.7%	88.6x	0.9x	BERGERPBL	62,564	1.8%	5.4	28.0x	7.1x
Engineering	3,115	3,086	+29.75	+0.96%	41	393,673	11.5%	770.4	9.8%	32.3x	1.7x	BRACBANK	60,990	1.8%	79.0	14.4x	1.4x
Food & Allied	13,557	13,396	+161.50	+1.21%	18	277,829	8.1%	239.8	3.1%	22.0x	6.0x	LHBL	46,339	1.3%	65.8	22.4x	2.8x
IT	2,397	2,382	+15.47	+0.65%	10	26,518	0.8%	267.3	3.4%	26.0x	2.2x	ISLAMIBANK	42,665	1.2%	6.0	7.6x	0.7x
Textile	1,065	1,052	+13.30	+1.26%	56	109,488	3.2%	552.3	7.0%	342.3x	0.7x	SUMITPOWER	40,152	1.2%	23.4	7.4x	1.1x
Paper & Printing	5,249	5,243	+6.13	+0.12%	4	14,881	0.4%	2.8	0.0%	61.3x	1.1x	OLYMPIC	36,949	1.1%	19.4	18.2x	4.5x
Tannery	1,663	1,656	+6.79	+0.41%	6	18,056	0.5%	91.9	1.2%	NM	1.7x	DUTCHBANGL	35,475	1.0%	3.2	7.8x	1.2x
Jute	8,501	8,471	+29.61	+0.35%	3	2,000	0.1%	6.7	0.1%	NM	10.3x	UNILEVERCL	33,039	1.0%	31.2	35.9x	23.4x
Ceramics	443	439	+3.92	+0.89%	5	22,851	0.7%	67.8	0.9%	57.2x	1.5x	TITASGAS	30,963	0.9%	7.6	8.7x	0.4x
Miscellaneous	1,972	1,939	+32.93	+1.70%	13	110,040	3.2%	763.9	9.7%	34.8x	1.2x	EBL	29,306	0.9%	1.3	7.4x	1.1x
												NATLIFEINS	27,337	0.8%	9.7	NM	NM

Top Ten Gainers	Close Price (BDT)	Δ%	Turnover (BDT Mn)	PE	PB
DOMINAGE	22.5	+50%	0.2	7.9x	1.1x
INTECH	38.7	+9.9%	8.7	NM	3.6x
REPUBLIC	53.1	+9.9%	338.2	25.7x	3.2x
RDFOOD	14.4	+9.9%	62.5	46.5x	1.0x
PTL	58.0	+9.8%	227.4	12.8x	2.8x
AMANFEED	29.4	+9.7%	136.4	10.8x	0.8x
KEYACOSMET	7.0	+9.4%	45.5	20.9x	0.5x
APOLOISPAT	6.2	+8.8%	22.1	NM	0.3x
CAPMIBLMF	23.6	+7.3%	19.6	NM	2.6x
SEMLLECMF	11.0	+6.8%	25.8	NM	1.2x

Top Twenty Free Float Mcap	Free Float Mcap (BDT Mn)	% of Total Free Float Mcap	PE	PB
SQURPHARMA	108,519	8.3%	11.9x	2.0x
BXPBARMA	55,341	4.2%	18.1x	2.0x
BATBC	50,552	3.9%	16.6x	5.1x
RENATA	46,584	3.6%	23.8x	4.4x
GP	43,129	3.3%	12.1x	10.2x
BRACBANK	33,978	2.6%	14.4x	1.4x
OLYMPIC	26,703	2.0%	18.2x	4.5x
ISLAMIBANK	20,786	1.6%	7.6x	0.7x
EBL	20,461	1.6%	7.4x	1.1x
BEXIMCO	18,543	1.4%	52.0x	0.4x
CITYBANK	17,656	1.4%	7.9x	0.9x
PUBALIBANK	17,189	1.3%	10.5x	0.7x
LHBL	16,367	1.3%	22.4x	2.8x
UPGDCL	15,298	1.2%	21.6x	4.7x
SUMITPOWER	14,772	1.1%	7.4x	1.1x
NBL	14,603	1.1%	5.9x	0.4x
ALARABANK	14,238	1.1%	6.8x	1.1x
BEACONPHAR	11,982	0.9%	43.1x	3.7x
PRIMEBANK	11,618	0.9%	16.4x	0.7x
IFIC	11,455	0.9%	9.7x	0.7x

Most Traded Share	Close Price (BDT)	Δ%	Turnover (BDT Mn)	PE	PB
BEXIMCO	26.5	+3.1%	426.8	52.0x	0.4x
REPUBLIC	53.1	+9.9%	338.2	25.7x	3.2x
BXPBARMA	142.9	+1.8%	284.6	18.1x	2.0x
NITOLINS	71.0	-1.7%	232.8	12.3x	2.7x
PTL	58.0	+9.8%	227.4	12.8x	2.8x
PRAGATIINS	72.7	-1.1%	171.8	19.0x	1.4x
AMANFEED	29.4	+9.7%	136.4	10.8x	0.8x
SILVAPHL	18.4	+0.5%	128.1	21.1x	1.1x
SQURPHARMA	187.1	+0.9%	127.3	11.9x	2.0x
NFML	20.9	-1.9%	125.8	72.5x	1.7x

Top Ten Losers	Close Price (BDT)	Δ%	Turnover (BDT Mn)	PE	PB
SHYAMPSUG	55.4	-5.8%	1.3	NM	NM
PENINSULA	22.7	-5.0%	35.5	61.3x	0.7x
DELTASPINN	6.4	-4.5%	1.9	40.0x	0.5x
CNATEX	2.3	-4.2%	2.9	NM	0.2x
APEXFOODS	135.4	-3.4%	16.9	56.7x	1.1x
BDLAMPS	213.1	-3.3%	32.0	NM	2.8x
AL-HAJTEX	37.4	-3.1%	1.0	NM	3.8x
PRIMETEX	17.0	-2.9%	1.9	NM	0.3x
MITHUNKNIT	9.0	-2.2%	0.1	NM	0.5x
UCB	13.7	-2.1%	3.0	6.1x	0.5x

Block Trade	Maximum Price (BDT)	Minimum Price (BDT)	Turnover (BDT Mn)	Quantity ('000)	No. of
AAMRANET	43.5	43.5	1.0	22	1
ACFL	32	31.3	7.2	227	5
ADVENT	20.8	20.8	2.1	100	1
AGRANINS	34.7	34.7	0.5	15	1
AOL	58	56	6.9	123	3
ASIAPACINS	85.5	80	5.9	70	4
BATBC	1045	1045	104.5	100	6
BXPBARMA	141	141	7.1	50	1
DBH	85	83.4	6.0	71	7
DOMINAGE	22.5	22.4	1.7	74	3

Block Trade	Maximum Price (BDT)	Minimum Price (BDT)	Turnover (BDT Mn)	Quantity ('000)	No. of Trade
EBL	36	36	1.8	50	2
EIL	33.7	33.7	0.5	15	1
EXIMBANK	12.3	12.3	3.1	250	1
GENEXIL	60	60	0.9	15	1
GP	319	317	9.0	28	2
HFL	20.9	20.9	2.1	100	1
IFADAUTOS	41.7	41.7	6.8	162	2
LANKABAFIN	20.8	20.8	1.0	50	1
MALEKSPIN	16.4	16.4	0.8	50	1
MARICO	2140	2140	2.6	1	1
MERCINS	48	48	4.8	100	1
METROSPIN	8.6	8.6	2.3	270	1
MONNOAGML	795.5	795.5	2.8	4	1
MONNOCERA	126.8	126.8	2.8	22	1
NCCBANK	13.5	13.5	6.5	480	2
NORTHRNINS	45.5	45.5	0.6	13	1
PRIMEINSUR	45.6	45.6	37.4	820	1
PROGRESLIF	95	95	0.5	6	1
PTL	52.5	52.5	0.5	10	1
RENATA	1050	1050	50.3	48	1
REPUBLIC	53.1	51.5	24.1	455	15
SAPORTL	29	29	0.9	30	1
SKTRIMS	56.5	56	13.7	244	23
SQURPHARMA	187.1	186	44.9	240	2
STANDARINS	45	45	0.7	15	1
Total			364.0		98

Important DSE News
BANGAS

The Board of Directors has recommended 5% cash dividend for the year ended on June 30, 2020. Date of AGM: 30.12.2020, Time: 11:30 AM, Venue: Digital Platform. Record Date: 23.12.2020. The Company has also reported EPS of Tk. 0.60, NAV per share of Tk. 21.67 and NOCFPS of Tk. 1.54 for the year ended on June 30, 2020 as against Tk. 2.05, Tk. 21.58 and Tk. (0.56) respectively for the same period of the previous year.

ISLAMIBANK

Refer to the earlier news disseminated on 28.11.2019, the company has informed that the Bangladesh Securities and Exchange Commission (BSEC) has accorded consent under the provisions of the Securities and Exchange Commission (Private Placement of Debt Securities) Rules, 2012 for raising of Tier 2 capital by Islami Bank Bangladesh Limited (IBBL) through issuance of Mudaraba Unsecured Redeemable Non-Convertible Subordinated Bond valuing BDT 6,000 million only (2nd Tranche of 3rd Bond) under private placement in order to strengthen Capital Base of the Bank. The consent has been accorded subject to compliance with the relevant laws and regulatory requirements and shall adhere to the conditions imposed by BSEC under Section-2CC of the Securities and Exchange Ordinance, 1969.

Upcoming Corporate Events

DSE Ticker	Right Share	Dividend		Event	Date
		Stock	Cash		
MAKSONSPIN	-	0.0%	2.0%	Record Date	06-Dec-20
METROSPIN	-	0.0%	2.0%	Record Date	06-Dec-20
YPL	-	0.0%	1.0%	Record Date	06-Dec-20
GBBPOWER	-	0.0%	5.0%	Record Date	06-Dec-20
MICEMENT	-	0.0%	10.0%	Record Date	06-Dec-20
SAMATALETH	-	0.0%	0.0%	Record Date	06-Dec-20

Upcoming IPOs

Company Name	Event	Opening Date	Closing Date
Energypac Power	Subscription	07-12-20	13-12-20
Mir Akhter Hossain Ltd	Subscription	24-12-20	30-12-20
Taufika Foods and Agro	Subscription	03-01-21	07-01-21

Disclaimer: This report has been prepared by BRAC EPL Stock Brokerage Ltd and is provided for information purposes. It is not, under any circumstances, to be used or considered as an offer to sell, or a solicitation of any offer to buy. Reasonable care has been taken to ensure that the information is not untrue and misleading. BRAC EPL Stock Brokerage Ltd makes no representation or warranty as to the accuracy or completeness of such information. All opinions and estimates included in this report constitute our judgment as of this date and are subject to change without notice.

Disclaimer: This report has been prepared by BRAC EPL Stock Brokerage Ltd and is provided for information purposes. It is not , under any circumstances, to be used or considered as an offer to sell, or a solicitation of any offer to buy. Reasonable care has been taken to ensure that the information is not untrue and misleading. BRAC EPL Stock Brokerage Ltd makes no representation or warranty as to the accuracy or completeness of such information. All opinions and estimates included in this report constitute our judgment as of this date and are subject to change without notice.