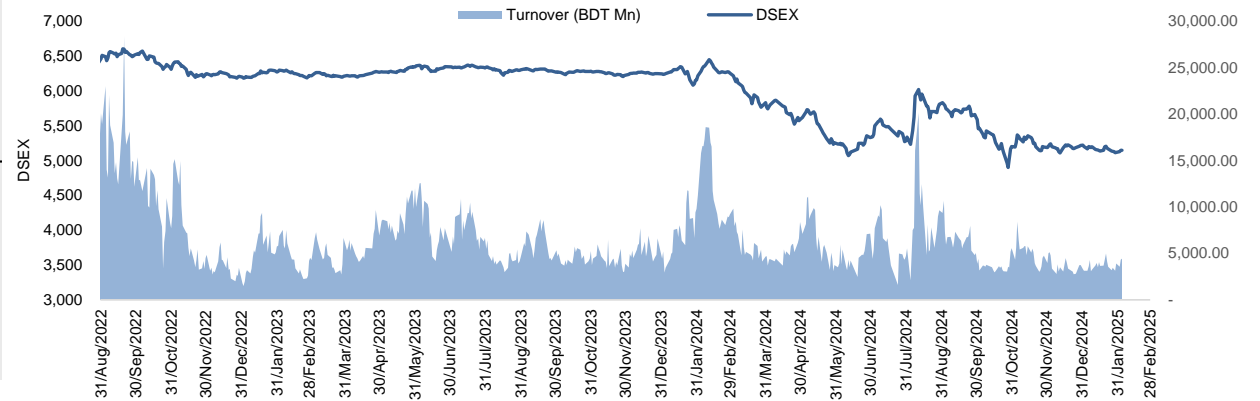


## Daily Market Update

The market closed in green today. The benchmark index DSEX (+0.03%) gained 1.49 points and closed at 5,147.34. The blue-chip index DS30 (+0.04%), the Shariah-based index DSES (+0.00%), and the large-cap index CDSET (-0.02%) closed at 1,910.62, 1,139.28, and 1,048.61 points, respectively. Large-cap sectors posted mixed performance today. NBF1 booked the highest gain of 1.47%, followed by Engineering (+0.43%), Telecommunication (+0.16%), Pharmaceutical (+0.16%), Bank (-0.05%), Fuel & Power (-0.06%), and Food & Allied (-0.61%), respectively. Block trades contributed 2.2% of the overall market turnover. Pubali Bank Ltd. (+0.7%) was the most traded share with a turnover of BDT 191 million.



Index	Closing	Opening	Point Δ	%Δ	YTD %Δ
DSEX	5,147.34	5,145.84	+1.49	+0.03%	-1.3%
DS30	1,910.62	1,909.80	+0.82	+0.04%	-1.5%
DSES	1,139.28	1,139.24	+0.05	+0.00%	-2.5%
CDSET	1,048.61	1,048.87	-0.26	-0.02%	-1.6%

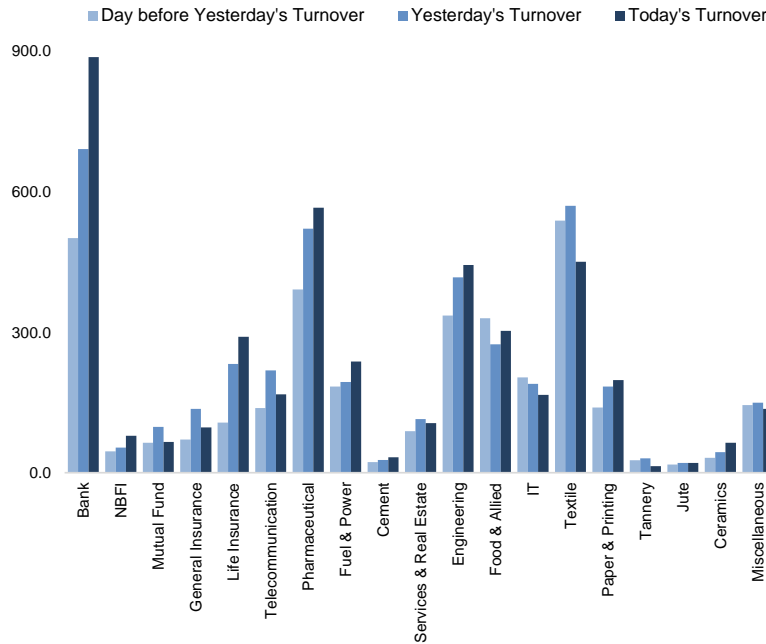
	Advanced	Declined	Unchanged	Total
<b>All Category</b>	140	185	74	399
<b>A Category (Equity)</b>	78	103	38	219
<b>B Category (Equity)</b>	24	48	14	86
<b>N Category (Equity)</b>	1	0	1	2
<b>Z Category (Equity)</b>	37	34	21	92
<b>Mutual Funds</b>	6	14	17	37
<b>Corporate Bonds</b>	0	1	1	2
<b>Treasury Bonds</b>	0	2	0	2

	Today	Last Day	Daily %Δ
<b>Mcap</b>			
Mn BDT	6,686,725	6,686,154	+0.0%
Mn USD	54,809	54,805	
<b>Turnover</b>			
Mn BDT	4,444	4,313	
Mn USD	36	35	+3.0%
<b>Volume</b>			
Mn Shares	172	184	-6.6%
<b>No. of Trade</b>	142,768	143,024	-0.2%

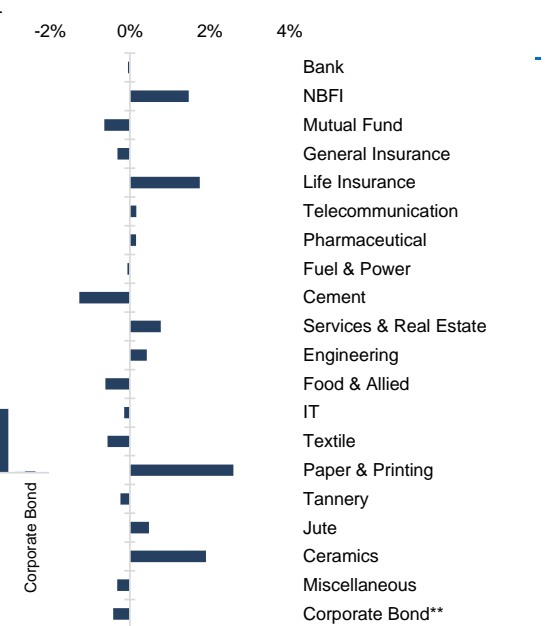
\* Average Interbank Exchange Rate is BDT 122.00 as of Feb 04, 2025

<b>Fahim Hassan</b> Research Analyst (880) 1709636546 fahim.hassan@bracepl.com	<b>Md Istiaz Uddin</b> Research Associate (880) 1708805202 mistiaz.uddin@bracepl.com
---	---

**Figure: Sectorial Turnover (BDT Mn)**



**Figure: Sectorial Mcap Change**



**Market PE** 15.4x  
**Market PB** 1.2x

\* Market P/E and P/BV calculation excludes Mutual Fund, Life Insurance, and NBL

Sector Index	Closing	Opening	Points Δ	%Δ	No. of Companies	Mcap (BDT Mn)	% of Total Mcap	Turnover (BDT Mn)	% of Total Turnover	PE	PB	Top Twenty Market Cap	Mcap (BDT Mn)	% of Total Mcap	Turnover (BDT Mn)	PE	PB
Bank	1,431	1,432	-0.68	-0.05%	36	677,037	10.1%	887.4	20.4%	8.7x	0.7x	GP	457,212	12.9%	130.4	12.6x	7.1x
NBFI	1,081	1,066	+15.68	+1.47%	23	103,043	1.5%	78.8	1.8%	NM	NM	SQURPHARMA	192,714	5.4%	31.2	8.6x	1.5x
Mutual Fund	566	569	-3.65	-0.64%	37	26,003	0.4%	65.7	1.5%	NM	0.5x	BATBC	188,784	5.3%	32.5	10.8x	3.1x
General Insurance	2,636	2,644	-8.17	-0.31%	43	75,249	1.1%	97.0	2.2%	13.6x	1.1x	ROBI	147,710	4.2%	34.4	26.9x	2.3x
Life Insurance	1,785	1,755	+30.69	+1.75%	15	47,486	0.7%	290.3	6.7%	NM	NM	WALTONHIL	147,496	4.1%	2.7	11.2x	1.3x
Telecommunication	5,354	5,345	+8.69	+0.16%	3	627,796	9.4%	167.4	3.8%	14.5x	4.3x	BEXIMCO	103,850	2.9%	0.0	NM	1.3x
Pharmaceutical	2,849	2,845	+4.43	+0.16%	34	540,160	8.1%	565.9	13.0%	13.1x	1.5x	BRACBANK	89,724	2.5%	59.2	8.1x	1.2x
Fuel & Power	1,072	1,072	-0.68	-0.06%	23	283,863	4.2%	237.7	5.5%	24.8x	0.6x	BERGERPBL	84,143	2.4%	2.0	24.5x	5.8x
Cement	1,789	1,812	-23.00	-1.27%	7	85,247	1.3%	33.3	0.8%	16.4x	1.8x	MARICO	73,729	2.1%	6.2	13.2x	9.7x
Services & Real Estate	989	982	+7.63	+0.78%	9	54,413	0.8%	105.8	2.4%	19.3x	0.4x	UPGDCL	70,839	2.0%	1.9	6.7x	1.9x
Engineering	2,504	2,494	+10.65	+0.43%	42	282,506	4.2%	443.8	10.2%	12.8x	0.9x	RENATA	57,371	1.6%	9.0	19.4x	1.7x
Food & Allied	16,487	16,589	-101.82	-0.61%	21	301,667	4.5%	303.0	7.0%	16.4x	4.3x	LHB	55,746	1.6%	22.7	13.8x	2.8x
IT	1,966	1,969	-2.75	-0.14%	11	25,935	0.4%	166.2	3.8%	20.1x	1.7x	UNILEVERCL	49,252	1.4%	1.0	67.0x	21.0x
Textile	1,123	1,130	-6.32	-0.56%	58	116,977	1.7%	450.5	10.4%	70.3x	0.8x	ICB	46,832	1.3%	30.5	36.9x	1.1x
Paper & Printing	4,131	4,027	+104.42	+2.59%	6	18,665	0.3%	197.6	4.5%	NM	0.9x	DUTCHBANGL	46,577	1.3%	99.2	7.5x	0.9x
Tannery	1,954	1,959	-4.61	-0.24%	6	21,771	0.3%	14.2	0.3%	NM	1.6x	BXPHARMA	34,931	1.0%	64.9	5.5x	0.7x
Jute	12,304	12,245	+58.40	+0.48%	3	2,708	0.0%	20.8	0.5%	NM	NM	EBL	34,768	1.0%	24.9	5.3x	0.8x
Ceramics	376	369	+7.05	+1.91%	5	16,880	0.3%	64.1	1.5%	NM	1.0x	PUBALIBANK	34,358	1.0%	191.2	3.6x	0.6x
Miscellaneous	4,274	4,288	-13.46	-0.31%	15	232,111	3.5%	136.5	3.1%	96.5x	1.9x	CITYBANK	30,848	0.9%	61.5	4.3x	0.8x
Corporate Bond**	15,380	15,445	-64.60	-0.42%	16	33,686	0.5%	0.0	0.0%	NM	NM	OLYMPIC	29,931	0.8%	3.9	16.2x	2.6x
Treasury Bond**	887	855	+31.94	+3.74%	234	3,113,002	46.6%	22.2	0.5%	NM	NM						

Top Ten Gainers	Close Price (BDT)	Δ%	Turnover (BDT Mn)	PE	PB
PADMALIFE	16.5	+10.0%	2.5	NM	NM
KPPL	33.2	+9.9%	76.9	NM	NM
EPGL	18.1	+9.7%	48.7	NM	0.5x
STANCERAM	71.6	+9.5%	1.3	NM	NM
PHOENIXFIN	4.5	+7.1%	7.3	NM	NM
CENTRALPHL	15.1	+7.09%	74.4	NM	2.2x
PREMIERLEA	3.5	+6.1%	0.3	NM	NM
KPCL	14.3	+5.9%	26.6	75.3x	0.8x
GPHISPAT	21.9	+5.8%	105.4	12.0x	0.4x
MEGCONMILK	27.9	+5.7%	1.2	NM	NM

Top Ten Losers	Close Price (BDT)	Δ%	Turnover (BDT Mn)	PE	PB
ANLIMAYARN	24.1	-5.9%	4.4	NM	3.3x
USMANIAGL	34.4	-5.5%	0.3	NM	1x
ZAHEENSPIN	7.3	-5.2%	7.5	NM	1.9x
HRTEX	33.8	-5.1%	20.4	NM	1.8x
HAMI	114.7	-5.0%	3.6	NM	12.6x
FIRSTSBANK	4.6	-4.2%	4.5	2.5x	0.2x
PLFSL	2.3	-4.2%	0.2	NM	NM
SAFKOSPINN	9.4	-4.1%	1.4	NM	NM
FAMILYTEX	2.5	-3.8%	1.4	NM	0.2x
SALVOCHEM	21.2	-3.6%	8.7	37.2x	1.3x

Top Twenty Free Float Mcap	Free Float Mcap (BDT Mn)	% of Total Free Float Mcap	PE	PB
SQURPHARMA	108,958	7.7%	8.6x	1.5x
ISLAMIBANK	74,730	5.3%	15.0x	1.0x
BEXIMCO	69,463	4.9%	NM	1.3x
BATBC	50,233	3.6%	10.8x	3.1x
WALTONHIL	46,773	3.3%	11.2x	1.3x
BRACBANK	46,489	3.3%	8.1x	1.2x
GP	44,708	3.2%	12.6x	7.1x
RENATA	32,968	2.3%	19.4x	1.7x
BXPHARMA	23,409	1.7%	5.5x	0.7x
PUBALIBANK	22,905	1.6%	3.6x	0.6x
CITYBANK	21,020	1.5%	4.3x	0.8x
LHB	20,953	1.5%	13.8x	2.8x
OLYMPIC	20,496	1.5%	16.2x	2.6x
ALARABANK	18,282	1.3%	12.1x	0.9x
BEACONPHAR	17,838	1.3%	49.7x	4.4x
PRIMEBANK	16,142	1.1%	4.6x	0.8x
ROBI	14,876	1.1%	26.9x	2.3x
UTTARABANK	13,699	1.0%	8.3x	0.8x
NBL	13,055	0.9%	NM	2.5x
BSRMLTD	12,852	0.9%	5.5x	0.5x

\* NBFI Sector PE calculation methodology has been modified to reflect positive earnings only.  
 \*\* The base of the Bond index starts at 100, starting from Jan 13, 2022  
 Similarly, Treasury Bond Index starts at 100, starting from Oct 10, 2022

Most Traded Share	Close Price (BDT)	Δ%	Turnover (BDT Mn)	PE	PB
PUBALIBANK	29.7	+0.7%	191.2	3.6x	0.6x
GP	338.6	+0.5%	130.4	12.6x	7.1x
BEACHHATCH	102.6	+0.1%	122.4	30.1x	6.8x
GPHISPAT	21.9	+5.8%	105.4	12.0x	0.4x
RUPALILIFE	102.8	+3.1%	102.0	NM	NM
DUTCHBANGL	53.0	+0.4%	99.2	7.5x	0.9x
ORIONINFU	360.6	-1.6%	96.0	NM	23.5x
TRUSTBANK	22.3	-	88.5	4.9x	0.8x
KPPL	33.2	+9.9%	76.9	NM	NM
CENTRALPHL	15.1	+7.1%	74.4	NM	2.2x

Block Trade	Maximum Price (BDT)	Minimum Price (BDT)	No. of Trade	Quantity ('000)	Turnover (BDT Mn)
BEACHHATCH	101.2	95.0	11.0	238	23.42
LOVELLO	80.5	79.0	3.0	170	13.58
BEXIMCO	99.1	99.1	5.0	132	13.07
AIL	97.5	90.0	4.0	132	11.91
BRACBANK	55.7	55.7	1.0	150	8.36
RELIANCE1	21.0	21.0	1.0	300	6.30
NBL	4.2	4.2	1.0	1,000	4.20
CENTRALINS	37.0	37.0	2.0	83	3.06
FINEFOODS	212.8	201.0	2.0	8	1.63
PROVATIINS	38.5	38.5	1.0	42	1.61

Block Trade	Maximum Price (BDT)	Minimum Price	Turnover (BDT Mn)	Quantity ('000)	No. of Trade
BEACHHATCH	101.2	95.0	23.4	238	11
LOVELLO	80.5	79.0	13.6	170	3
BEXIMCO	99.1	99.1	13.1	132	5
AIL	97.5	90.0	11.9	132	4
BRACBANK	55.7	55.7	8.4	150	1
RELIANCE1	21.0	21.0	6.3	300	1
NBL	4.2	4.2	4.2	1,000	1
CENTRALINS	37.0	37.0	3.1	83	2
FINEFOODS	212.8	201.0	1.6	8	2
PROVATIINS	38.5	38.5	1.6	42	1
OIMEX	27.8	27.8	1.6	58	1
SONARGAON	37.7	37.7	1.6	43	1
RUPALILIFE	109.5	100.0	1.0	10	2
MONNOCERA	82.0	82.0	1.0	12	1
JAMUNAOIL	183.1	183.1	1.0	5	1
SAIHAMTEX	13.6	13.6	0.8	56	1
POPULARLIF	45.0	45.0	0.7	15	1
LRBDL	12.2	12.2	0.6	50	1
NLTUBES	85.0	85.0	0.5	6	1
<b>Total</b>			<b>95.9</b>		<b>41</b>

**Upcoming Corporate Events**

DSE Ticker	Right Share	Dividend		Event	Date
		Stock	Cash		
POWERGRID		0.0%	0.0%	Record Date	6-Feb-25
RAKCERAMIC		0.0%	10.0%	Record Date	17-Feb-25
SINGERBD		0.0%	10.0%	Record Date	18-Feb-25
MARICO		0.0%	440.0%	Record Date	23-Feb-25
GP		0.0%	170.0%	Record Date	26-Feb-25

**Important DSE News**
**GP**

The Board of Directors has recommended 170% Final Cash Dividend for the year ended December 31, 2024 (i.e. total 330% Cash Dividend for the year 2024 which represents 122.73% of the Profit After Tax for the year 2024 inclusive of 160% Interim Cash Dividend which has already been paid). Date of AGM: 23.04.2025, Time: 10:30 AM & Venue: Digital Platform. Record date: 26.02.2025. The company has also reported EPS of Tk. 26.89, NAV per share of Tk. 47.95 and NOCFPS of Tk. 45.91 for the year ended December 31, 2024 as against Tk. 24.49, Tk. 49.39 and Tk. 44.88 respectively for the year ended December 31, 2023.

**BEACONPHAR**

The Company has been placed in 'Z' category from existing 'A' category with effect from today i.e., 04.02.2025 as per provision 1(e) of BSEC Directive No. BSEC/CMRRCD/2009-193/77, dated May 20, 2024 regarding non-disbursement of the approved dividend within the stipulated time frame.

**RAHIMAFOD**

The Company has been placed in 'Z' category from existing 'A' category with effect from today i.e., 04.02.2025 as per provision 1(e) of BSEC Directive No. BSEC/CMRRCD/2009-193/77, dated May 20, 2024 regarding non-disbursement of the approved dividend within the stipulated time frame.

**BBS**

The Company has been placed in 'Z' category from existing 'B' category with effect from today i.e., 04.02.2025 as per provision 1(e) of BSEC Directive No. BSEC/CMRRCD/2009-193/77, dated May 20, 2024 regarding non-disbursement of the approved dividend within the stipulated time frame.

**UPGDCL**

The company has informed that the Board has approved the appointment of Mr. Kutubuddin Akhter Rashid as the Managing Director of the company.

**PRAGATILIF**

Dhaka Stock Exchange PLC. (DSE) has approved the proposed name change of the Company. Accordingly, the name of the Company will be 'Pragati Life Insurance PLC' instead of 'Pragati Life Insurance Limited' with effect from today i.e., February 04, 2025. Other things (except name) will remain unchanged.

**MALEKSPIN**

Dr. Sultan Hafeez Rahman, an Independent Director of the company, has further informed that he has completed his sale of 48,400 shares of the Company at prevailing market price through Dhaka Stock Exchange PLC. as per declaration disseminated on 30.01.2025.

**Disclaimer:** This report has been prepared by BRAC EPL Stock Brokerage Ltd and is provided for information purposes. It is not, under any circumstances, to be used or considered as an offer to sell, or a solicitation of any offer to buy. Reasonable care has been taken to ensure that the information is not untrue and misleading. BRAC EPL Stock Brokerage Ltd makes no representation or warranty as to the accuracy or completeness of such information. All opinions and estimates included in this report constitute our judgment as of this date and are subject to change without notice.