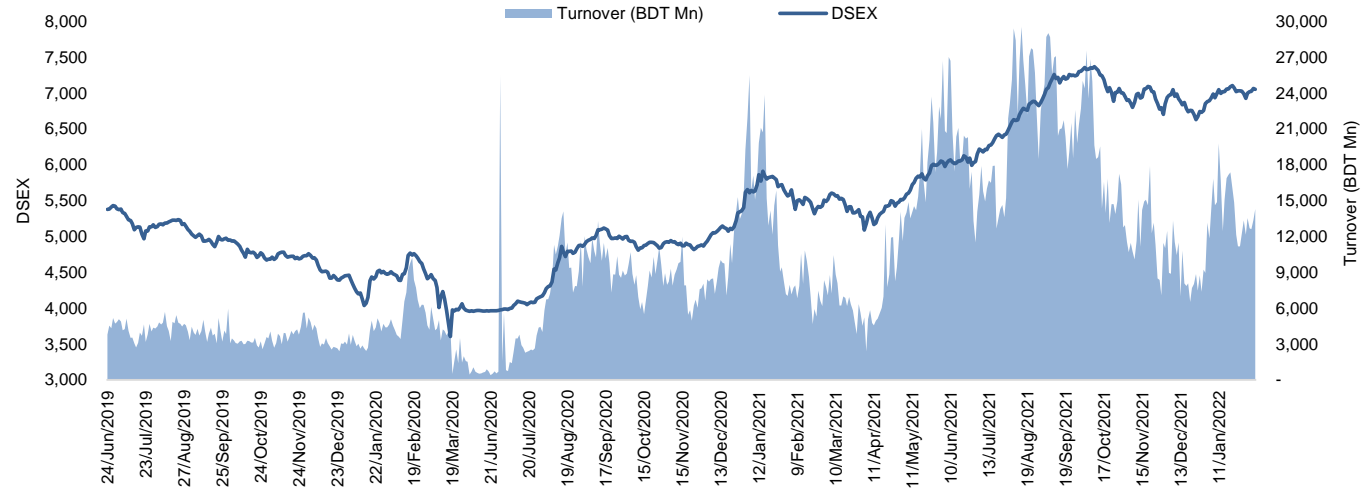


The market closed in red today. The benchmark index DSEX (-0.18%) lost 12.49 points and closed at 7,051.80. The blue-chip index DS30 (-0.15%), the Shariah-based index DSES (-0.29%), and the large-cap index CDSET (-0.24%) closed at 2,607.72, 1,509.56, and 1,404.86 points, respectively. Most of the large-cap sectors posted negative performance today. Food & Allied experienced the highest loss of 2.17% followed by Telecommunication (-0.64%), NBF1 (-0.38%), Pharmaceutical (-0.11%), Bank (-0.05%), Fuel & Power (+0.32%), and Engineering (+0.38%), respectively. Block trades contributed 0.4% of the overall market turnover. Bangladesh Shipping Corporation (-3.6%) was the most traded share with a turnover of BDT 1,235 million.



Index	Closing	Opening	Point Δ	%Δ	YTD %Δ
DSEX	7,051.80	7,064.29	-12.49	-0.18%	+4.4%
DS30	2,607.72	2,611.54	-3.82	-0.15%	+3.0%
DSES	1,509.56	1,514.00	-4.44	-0.29%	+5.5%
CDSET	1,404.86	1,408.18	-3.32	-0.24%	+3.4%

	Advanced	Declined	Unchanged	Total
All Category	133	192	55	380
A Category (Equity)	111	113	37	261
B Category (Equity)	16	57	11	84
N Category (Equity)	3	5	1	9
Z Category (Equity)	3	17	6	26
Mutual Funds	10	7	18	35
Corporate Bonds	1	2	2	5

		Today	Last Day	Daily %Δ
Mcap	Mn BDT	5,657,362	5,670,420	-0.2%
	Mn USD	65,783	65,935	
Turnover	Mn BDT	14,278	13,351	+6.9%
	Mn USD	166	155	
Volume	Mn Shares	284	280	+1.3%
No. of Trade		235,580	250,891	-6.1%

Figure: Sectorial Turnover (BDT)

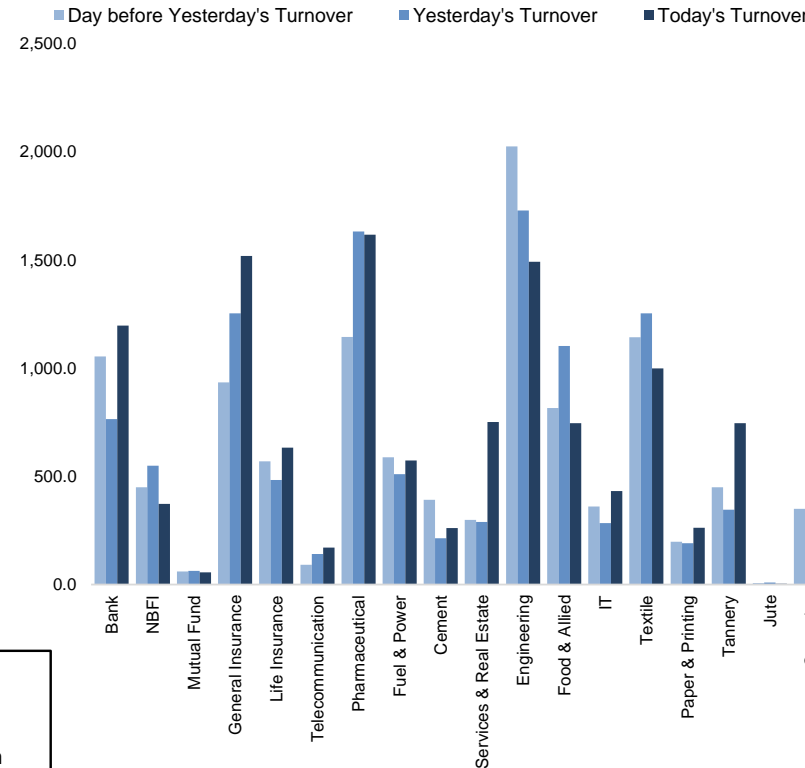
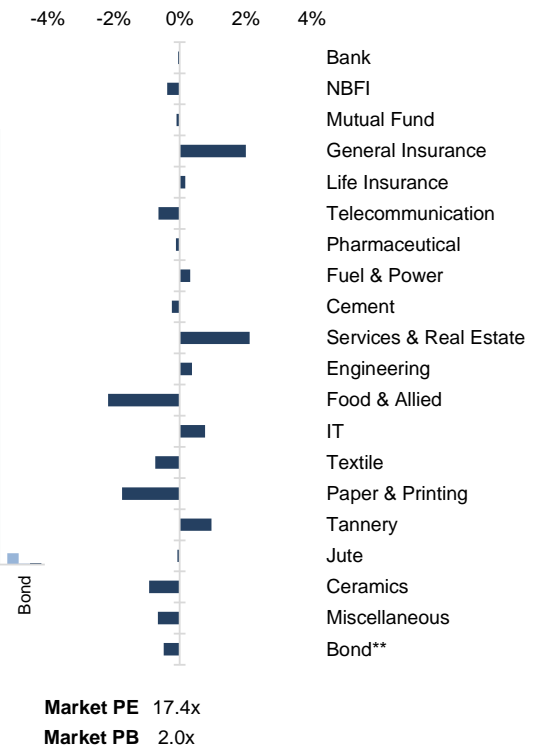


Figure: Sectorial Mcap Change



Market PE 17.4x
Market PB 2.0x

Fahim Hassan Research Associate (880) 1709636546 fahim.hassan@bracepl.com	Md. Mahmudul Hasan Junior Research Associate (880) 1708805201 mmahmudul.hasan@bracepl.com
---	---

Sector Index	Closing	Opening	Points Δ	%Δ	No. of Companies	Mcap (BDT Mn)	% of Total Mcap	Turnover (BDT Mn)	% of Total Turnover	PE	PB	Top Twenty Market Cap	Mcap (BDT Mn)	% of Total Mcap	Turnover (BDT Mn)	PE	PB
Bank	1,617	1,618	-0.87	-0.05%	33	748,848	14.8%	1,196.0	8.5%	8.2x	0.9x	GP	480,437	9.5%	45.3	14.1x	9.6x
NBFI	2,379	2,388	-9.06	-0.38%	23	231,518	4.6%	372.3	2.7%	NM	4.2x	BATBC	353,430	7.0%	416.8	25.7x	8.8x
Mutual Fund	896	897	-0.81	-0.09%	37	41,271	0.8%	56.9	0.4%	NM	0.8x	WALTONHIL	338,310	6.7%	27.2	23.4x	3.6x
General Insurance	4,784	4,690	+93.95	+2.00%	40	140,174	2.8%	1,517.6	10.8%	21.8x	2.4x	ROBI	206,375	4.1%	51.4	89.9x	3.1x
Life Insurance	2,864	2,859	+4.94	+0.17%	13	80,825	1.6%	632.9	4.5%	NM	NM	SQURPHARMA	204,859	4.0%	221.2	11.5x	2.2x
Telecommunication	6,124	6,164	-39.56	-0.64%	3	723,156	14.3%	170.3	1.2%	18.7x	5.7x	UPGDCL	148,866	2.9%	10.4	12.1x	5.0x
Pharmaceutical	4,030	4,034	-4.47	-0.11%	32	751,545	14.8%	1,616.0	11.5%	18.8x	2.8x	RENATA	145,493	2.9%	20.9	26.9x	5.4x
Fuel & Power	1,911	1,904	+6.14	+0.32%	23	499,242	9.9%	573.0	4.1%	12.2x	1.3x	BEXIMCO	130,484	2.6%	650.2	10.4x	1.8x
Cement	2,782	2,789	-6.53	-0.23%	7	137,057	2.7%	261.2	1.9%	20.4x	2.8x	ICB	101,533	2.0%	13.5	52.7x	2.3x
Services & Real Estate	1,507	1,476	+31.30	+2.12%	8	58,397	1.2%	750.3	5.4%	NM	1.2x	LHBL	92,445	1.8%	219.9	23.8x	4.7x
Engineering	4,879	4,861	+18.29	+0.38%	42	571,693	11.3%	1,490.9	10.6%	19.4x	2.1x	BXPHARMA	88,196	1.7%	165.4	14.5x	2.3x
Food & Allied	26,266	26,848	-582.28	-2.17%	21	464,391	9.2%	745.3	5.3%	31.4x	9.3x	BERGERPBL	82,979	1.6%	6.3	27.5x	7.5x
IT	3,315	3,289	+25.45	+0.77%	11	42,119	0.8%	431.4	3.1%	33.7x	2.9x	BRACBANK	79,771	1.6%	60.9	13.9x	1.6x
Textile	1,614	1,626	-11.98	-0.74%	58	175,018	3.5%	998.0	7.1%	29.9x	1.1x	MARICO	75,430	1.5%	13.2	21.9x	29.2x
Paper & Printing	9,133	9,295	-162.08	-1.74%	6	32,900	0.6%	262.5	1.9%	NM	2.3x	ISLAMIBANK	53,130	1.0%	504.5	9.9x	0.8x
Tannery	3,771	3,735	+35.97	+0.96%	6	39,937	0.8%	745.6	5.3%	NM	4.0x	BEACONPHAR	51,929	1.0%	77.0	44.3x	9.3x
Jute	8,431	8,437	-5.91	-0.07%	3	1,956	0.0%	3.8	0.0%	NM	24.2x	DUTCHBANGL	49,778	1.0%	10.2	8.5x	1.4x
Ceramics	768	775	-7.18	-0.93%	5	34,358	0.7%	163.9	1.2%	33.5x	2.2x	POWERGRID	49,463	1.0%	152.0	14.2x	0.5x
Miscellaneous	4,716	4,747	-31.22	-0.66%	14	259,373	5.1%	2,011.1	14.4%	14.9x	2.3x	TITASGAS	42,537	0.8%	78.5	12.5x	0.6x
Bond**	89	90	-0.43	-0.48%	7	32,465	0.6%	6.6	0.0%	NM	NM	SUMITPOWER	41,540	0.8%	33.5	8.7x	1.2x

Top Ten Gainers	Close Price (BDT)	Δ%	Turnover (BDT Mn)	PE	PB	Top Twenty Free Float Mcap	Free Float Mcap (BDT Mn)	% of Total Free Float Mcap	PE	PB	Most Traded Share	Close Price (BDT)	Δ%	Turnover (BDT Mn)	PE	PB
YPL	23.2	+10.0%	107.0	NM	2.1x	SQURPHARMA	134,039	7.0%	11.5x	2.2x	BSC	142.9	-3.6%	1,234.9	16.9x	2.2x
UNIONINS	49.3	+9.8%	1.0	38.5x	3.2x	BATBC	93,482	4.9%	25.7x	8.8x	FORTUNE	124.7	+2.6%	710.2	42.7x	8.2x
BDTHAIFOOD	28.1	+9.8%	0.2	52.8x	2.0x	BEXIMCO	86,968	4.6%	10.4x	1.8x	BEXIMCO	148.9	-0.1%	650.2	10.4x	1.8x
TAKAFULINS	74.8	+9.2%	61.4	33.4x	4.0x	RENATA	70,899	3.7%	26.9x	5.4x	SAIFPOWER	44.9	+3.2%	564.0	25.0x	2.7x
SAPORTL	29.9	+6.8%	51.1	36.7x	0.9x	BXPHARMA	61,579	3.2%	14.5x	2.3x	ISLAMIBANK	33.0	+1.2%	504.5	9.9x	0.8x
NLTUBES	93.5	+5.6%	47.3	NM	0.6x	GP	48,044	2.5%	14.1x	9.6x	ORIONPHARM	107.5	+2.7%	437.6	26.9x	1.3x
BENGALWTL	27.7	+5.3%	23.4	64.2x	1.1x	BRACBANK	42,885	2.3%	13.9x	1.6x	BATBC	654.5	-2.7%	416.8	25.7x	8.8x
PEOPLESINS	68.6	+4.9%	127.4	26.3x	2.3x	BEACONPHAR	36,350	1.9%	44.3x	9.3x	BBS	27.3	-6.2%	316.4	51.1x	1.8x
OAL	14.1	+4.4%	43.4	NM	1.0x	LHBL	32,652	1.7%	23.8x	4.7x	ACMELAB	103.7	-0.3%	291.1	11.7x	1.1x
EIL	37.4	+4.2%	73.0	17.5x	2.2x	ISLAMIBANK	25,864	1.4%	9.9x	0.8x	FAREASTLIF	107.0	-4.7%	263.1	NM	NM

Top Ten Losers	Close Price (BDT)	Δ%	Turnover (BDT Mn)	PE	PB	Block Trade	Maximum Price (BDT)	Minimum Price (BDT)	No. of Trade	Quantity ('000)	Turnover (BDT Mn)
BBS	27.3	-6.2%	316.4	51.1x	1.8x	RENATA	1,358.4	1,358.4	1.0	35	47.54
BDWELDING	18.1	-5.7%	3.3	NM	1.6x	SQURPHARMA	235.6	235.6	1.0	200	47.12
QUEENSOUTH	31.3	-5.2%	69.1	19.5x	2.1x	SONALIPAPR	760.0	740.0	8.0	61	45.42
SONARGAON	21.6	-4.8%	8.8	NM	1.9x	FORTUNE	124.0	121.0	3.0	206	25.53
FAREASTLIF	107.0	-4.7%	263.1	NM	NM	PHARMAID	813.0	810.0	2.0	28	22.52
ALLTEX	20.8	-4.6%	18.0	NM	3.5x	BDLAMPS	317.0	317.0	1.0	35	11.10
PAPERPROC	249.5	-4.4%	111.0	96.6x	8.6x	QUEENSOUTH	35.4	35.4	3.0	287	10.16
UNIONBANK	13.2	-4.3%	160.9	12.4x	0.9x	YPL	22.5	20.0	5.0	423	8.67
ISNLTD	43.3	-4.2%	13.2	NM	15.9x	AGNISYSL	28.1	27.8	7.0	287	7.98
DAFODILCOM	64.2	-4.2%	0.3	89.2x	4.7x	BARKAPOWER	28.0	25.0	2.0	280	7.45

*NBFI Sector PE calculation methodology has been modified to reflect positive earnings only.

** The base of the Bond index starts at 100, starting from Jan 13, 2022

Block Trade	Maximum Price (BDT)	Minimum Price (BDT)	Turnover (BDT Mn)	Quantity ('000)	No. of Trade
RENATA	1,358.4	1,358.4	47.5	35	1
SQURPHARMA	235.6	235.6	47.1	200	1
SONALIPAPR	760.0	740.0	45.4	61	8
FORTUNE	124.0	121.0	25.5	206	3
PHARMAID	813.0	810.0	22.5	28	2
BDLAMPS	317.0	317.0	11.1	35	1
QUEENSOUTH	35.4	35.4	10.2	287	3
YPL	22.5	20.0	8.7	423	5
AGNISYSL	28.1	27.8	8.0	287	7
BARKAPOWER	28.0	25.0	7.5	280	2
BEXIMCO	162.0	155.0	7.0	44	3
AL-HAJTEX	93.5	93.0	5.2	56	4
GBBPOWER	36.0	36.0	3.6	100	3
ANWARGALV	414.4	375.1	2.8	7	2
FAREASTLIF	115.4	113.0	2.8	25	3
APSCLBOND	5,350.0	5,350.0	2.7	1	1
GREENDELMF	7.6	7.6	2.6	348	1
ADVENT	27.9	27.9	2.1	75	1
SAIFPOWER	43.0	43.0	1.7	40	2
PRIMELIFE	84.0	84.0	1.7	20	1
WALTONHIL	1,120.0	1,120.0	1.5	1	1
DOREENPWR	74.0	74.0	1.0	14	1
Total			272.3		61

Important DSE News

PENINSULA

Mrs. Ayesha Sultana, one of the Sponsor Directors of the Company, has further informed that she completed her buying of 1,17,000 shares of the Company at prevailing market price through Dhaka Stock Exchange as per declaration disseminated on 26.01.2022.

MONNOAGML

Monno Welfare Foundation, one of the Corporate Directors of the Company, has further informed that it has completed its sale of 1,00,000 shares of the Company at prevailing market price through Dhaka Stock Exchange as per declaration disseminated on 31.01.2022.

Upcoming Corporate Events

DSE Ticker	Right Share	Dividend		Event	Date
		Stock	Cash		
Marico Bangladesh Limited	-	0.0%	200.0%	Record Date	16-Feb-22
Singer Bangladesh Limited	-	0.0%	60.0%	Record Date	16-Feb-22
Monno Fabrics Limited	-	0.0%	1.0%	Record Date	17-Feb-22
Berger Paints Bangladesh Ltd.	-	0.0%	300.0%	Record Date	17-Feb-22
LafargeHolcim Bangladesh Limited	-	0.0%	25.0%	Record Date	22-Feb-22
Mithun Knitting and Dyeing Ltd.	-	0.0%	0.0%	Record Date	22-Feb-22
Grameenphone Ltd.	-	0.0%	125.0%	Record Date	23-Feb-22
Khan Brothers PP Woven Bag Industries Limit	-	0.0%	2.0%	Record Date	24-Feb-22
Alltex Industries Ltd.	-	0.0%	1.0%	Record Date	24-Feb-22
RAK Ceramics (Bangladesh) Limited	-	0.0%	12.5%	Record Date	24-Feb-22

Disclaimer: This report has been prepared by BRAC EPL Stock Brokerage Ltd and is provided for information purposes. It is not, under any circumstances, to be used or considered as an offer to sell, or a solicitation of any offer to buy. Reasonable care has been taken to ensure that the information is not untrue and misleading. BRAC EPL Stock Brokerage Ltd makes no representation or warranty as to the accuracy or completeness of such information. All opinions and estimates included in this report constitute our judgment as of this date and are subject to change without notice.