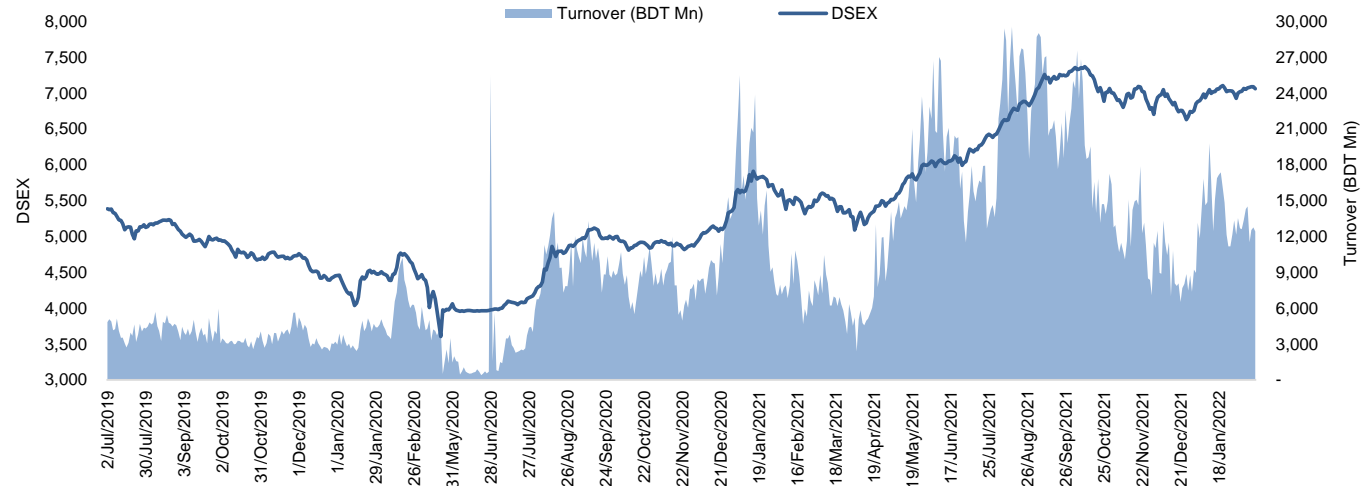


The market closed in red today. The benchmark index DSEX (-0.41%) lost 28.79 points and closed at 7,060.74. The blue-chip index DS30 (-0.30%), the Shariah-based index DSES (-0.21%), and the large-cap index CDSET (-0.18%) closed at 2,597.14, 1,519.85, and 1,402.91 points, respectively. Most of the large-cap sectors posted negative performance today. Fuel & Power experienced the highest loss of 1.10% followed by Engineering (-0.73%), Food & Allied (-0.70%), NBF1 (-0.51%), Telecommunication (-0.16%), Pharmaceutical (+0.06%), and Bank (+0.15%), respectively. Block trades contributed 0.5% of the overall market turnover. Fortune Shoes Limited (+4.9%) was the most traded share with a turnover of BDT 777 million.



Index	Closing	Opening	Point Δ	%Δ	YTD %Δ
DSEX	7,060.74	7,089.53	-28.79	-0.41%	+4.5%
DS30	2,597.14	2,605.05	-7.92	-0.30%	+2.5%
DSES	1,519.85	1,522.98	-3.13	-0.21%	+6.2%
CDSET	1,402.91	1,405.44	-2.53	-0.18%	+3.2%

	Advanced	Declined	Unchanged	Total
All Category	64	272	44	380
A Category (Equity)	49	181	33	263
B Category (Equity)	12	68	5	85
N Category (Equity)	0	6	1	7
Z Category (Equity)	3	17	5	25
Mutual Funds	12	8	15	35
Corporate Bonds	1	1	4	6

		Today	Last Day	Daily %Δ
Mcap	Mn BDT	5,651,714	5,671,101	-0.3%
	Mn USD	65,718	65,943	
Turnover	Mn BDT	12,418	12,756	-2.7%
	Mn USD	144	148	
Volume	Mn Shares	289	281	+2.8%
No. of Trade		335,461	341,916	-1.9%

Figure: Sectorial Turnover (BDT)

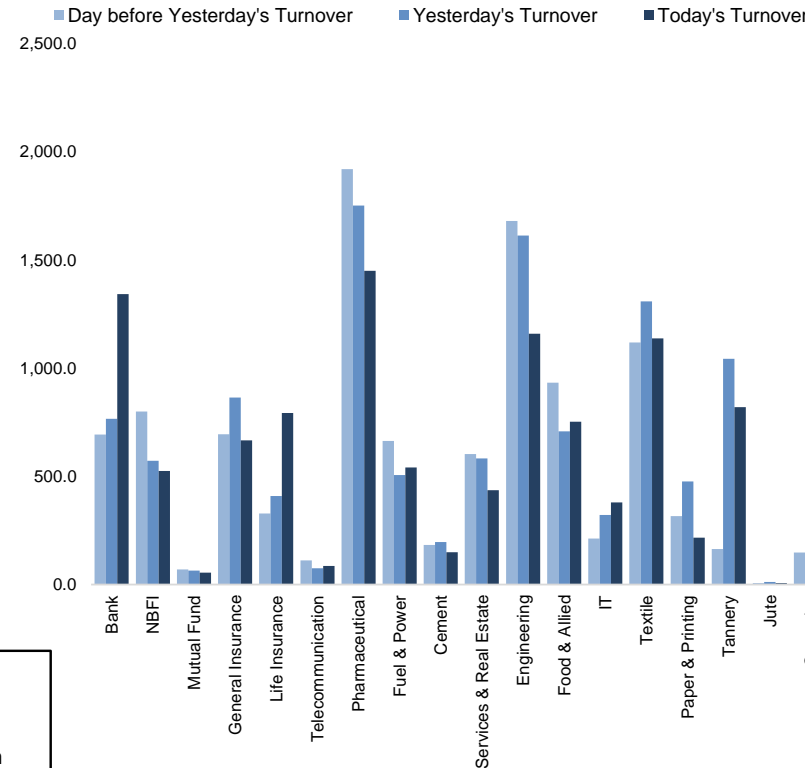
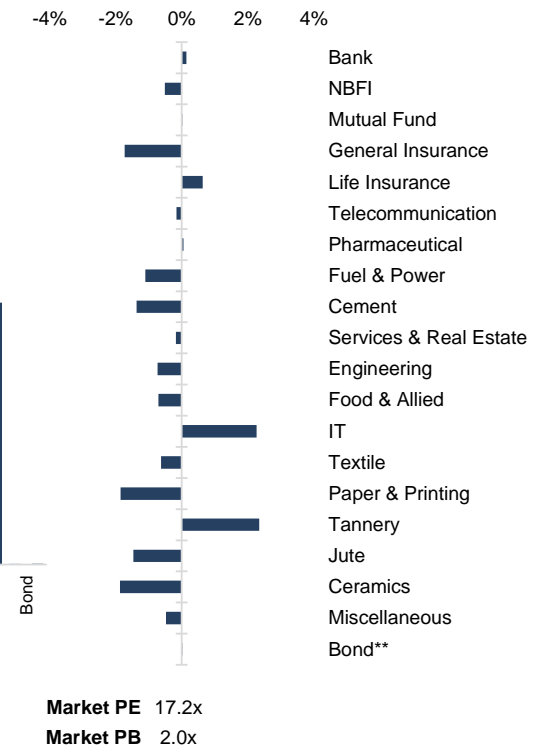


Figure: Sectorial Mcap Change



Fahim Hassan Research Associate (880) 1709636546 fahim.hassan@bracepl.com	Md. Mahmudul Hasan Junior Research Associate (880) 1708805201 mmahmudul.hasan@bracepl.com
---	---

Sector Index	Closing	Opening	Points Δ	%Δ	No. of Companies	Mcap (BDT Mn)	% of Total Mcap	Turnover (BDT Mn)	% of Total Turnover	PE	PB	Top Twenty Market Cap	Mcap (BDT Mn)	% of Total Mcap	Turnover (BDT Mn)	PE	PB
Bank	1,641	1,639	+2.39	+0.15%	33	759,791	15.0%	1,342.1	11.4%	8.3x	0.9x	GP	482,867	9.5%	36.4	14.1x	9.7x
NBFI	2,388	2,400	-12.30	-0.51%	23	232,396	4.6%	524.5	4.4%	NM	4.3x	BATBC	342,468	6.8%	112.5	22.9x	9.3x
Mutual Fund	899	899	+0.22	+0.02%	37	41,433	0.8%	54.8	0.5%	NM	0.8x	WALTONHIL	332,949	6.6%	5.5	23.1x	3.6x
General Insurance	4,579	4,659	-80.54	-1.73%	40	134,159	2.7%	666.5	5.6%	21.0x	2.3x	SQURPHARMA	204,947	4.0%	144.1	11.5x	2.2x
Life Insurance	2,805	2,788	+17.80	+0.64%	13	79,176	1.6%	792.8	6.7%	NM	NM	ROBI	201,660	4.0%	30.3	87.8x	3.1x
Telecommunication	6,103	6,113	-9.82	-0.16%	3	720,642	14.2%	85.6	0.7%	18.6x	5.7x	UPGDCL	148,518	2.9%	14.6	12.1x	5.0x
Pharmaceutical	4,049	4,047	+2.29	+0.06%	32	755,137	14.9%	1,449.2	12.3%	18.9x	2.8x	RENATA	147,026	2.9%	37.2	27.2x	5.4x
Fuel & Power	1,916	1,938	-21.29	-1.10%	23	500,773	9.9%	541.1	4.6%	12.3x	1.3x	BEXIMCO	128,293	2.5%	608.2	10.3x	1.7x
Cement	2,750	2,788	-38.15	-1.37%	7	135,463	2.7%	148.9	1.3%	20.1x	2.8x	ICB	102,580	2.0%	8.7	53.3x	2.3x
Services & Real Estate	1,535	1,537	-2.67	-0.17%	8	59,468	1.2%	436.4	3.7%	NM	1.2x	LHBL	90,355	1.8%	101.5	23.3x	4.6x
Engineering	4,825	4,860	-35.49	-0.73%	42	565,366	11.2%	1,158.1	9.8%	19.1x	2.0x	BXPHARMA	86,590	1.7%	60.9	14.2x	2.2x
Food & Allied	25,744	25,927	-182.45	-0.70%	21	455,170	9.0%	752.5	6.4%	28.4x	9.8x	BERGERPBL	84,023	1.7%	1.3	27.8x	7.6x
IT	3,335	3,261	+74.01	+2.27%	11	42,376	0.8%	378.8	3.2%	33.9x	3.0x	BRACBANK	79,771	1.6%	67.9	13.9x	1.6x
Textile	1,646	1,656	-10.39	-0.63%	58	178,440	3.5%	1,136.3	9.6%	30.4x	1.1x	MARICO	76,444	1.5%	31.7	22.2x	29.6x
Paper & Printing	9,258	9,433	-174.58	-1.85%	6	33,353	0.7%	216.6	1.8%	NM	2.3x	BEACONPHAR	54,701	1.1%	23.8	46.7x	9.8x
Tannery	3,963	3,873	+90.87	+2.35%	6	41,972	0.8%	820.0	6.9%	NM	4.2x	ISLAMIBANK	52,647	1.0%	10.9	9.8x	0.8x
Jute	8,549	8,676	-126.86	-1.46%	3	1,983	0.0%	6.6	0.1%	NM	24.5x	DUTCHBANGL	50,663	1.0%	16.0	8.6x	1.4x
Ceramics	756	771	-14.41	-1.87%	5	33,835	0.7%	99.5	0.8%	33.0x	2.1x	POWERGRID	47,468	0.9%	83.8	13.6x	0.5x
Miscellaneous	4,670	4,692	-22.26	-0.47%	14	256,840	5.1%	1,209.4	10.2%	14.4x	2.3x	TITASGAS	42,635	0.8%	31.7	12.5x	0.6x
Bond**	90	90	+0.02	+0.02%	7	32,722	0.6%	3.9	0.0%	NM	NM	SUMITPOWER	42,288	0.8%	34.2	8.9x	1.2x

Top Ten Gainers	Close Price (BDT)	Δ%	Turnover (BDT Mn)	PE	PB	Top Twenty Free Float Mcap	Free Float Mcap (BDT Mn)	% of Total Free Float Mcap	PE	PB	Most Traded Share	Close Price (BDT)	Δ%	Turnover (BDT Mn)	PE	PB
TAMIJTEX	277.5	+8.7%	65.1	59.7x	3.3x	SQURPHARMA	134,097	7.0%	11.5x	2.2x	FORTUNE	136.6	+4.9%	777.4	46.8x	9.0x
GENEXIL	163.6	+7.2%	271.5	42.9x	8.2x	BATBC	90,583	4.7%	22.9x	9.3x	BEXIMCO	146.4	-0.5%	608.2	10.3x	1.7x
NATLIFEINS	218.4	+6.7%	455.5	NM	NM	BEXIMCO	85,507	4.5%	10.3x	1.7x	ORIONPHARM	108.2	-2.6%	517.8	27.0x	1.3x
FORTUNE	136.6	+4.9%	777.4	46.8x	9.0x	RENATA	71,646	3.8%	27.2x	5.4x	BSC	132.6	-1.3%	504.6	11.7x	1.9x
RDFOOD	62.2	+3.3%	85.4	57.5x	4.0x	BXPHARMA	60,457	3.2%	14.2x	2.2x	NATLIFEINS	218.4	+6.7%	455.5	NM	NM
RAHIMAFood	357.5	+3.1%	142.2	NM	38.8x	GP	48,287	2.5%	14.1x	9.7x	IFIC	17.7	+1.7%	294.0	14.5x	1.0x
NBL	7.5	+2.7%	58.8	6.6x	0.4x	BRACBANK	42,885	2.2%	13.9x	1.6x	GENEXIL	163.6	+7.2%	271.5	42.9x	8.2x
SALVOCHEM	57.0	+2.7%	98.5	83.1x	4.3x	BEACONPHAR	38,291	2.0%	46.7x	9.8x	UNIONBANK	13.7	-	233.5	12.9x	0.9x
UNIQUEHRL	61.7	+2.7%	142.5	NM	0.7x	LHBL	31,913	1.7%	23.3x	4.6x	KTL	39.8	+2.6%	206.1	84.5x	2.3x
KTL	39.8	+2.6%	206.1	84.5x	2.3x	ISLAMIBANK	25,628	1.3%	9.8x	0.8x	QUEENSOUTH	28.0	-2.4%	187.6	17.4x	1.9x

Top Ten Losers	Close Price (BDT)	Δ%	Turnover (BDT Mn)	PE	PB	Top Twenty Free Float Mcap	Free Float Mcap (BDT Mn)	% of Total Free Float Mcap	PE	PB	Block Trade	Maximum Price (BDT)	Minimum Price (BDT)	No. of Trade	Quantity ('000)	Turnover (BDT Mn)
RELIANCINS	90.0	-6.1%	33.0	16.1x	1.4x	ROBI	20,166	1.1%	87.8x	3.1x	BDFINANCE	49.5	47.0	2.0	5,525	259.74
IMAMBUTTON	25.5	-5.9%	1.3	NM	5.3x	PUBALIBANK	19,864	1.0%	5.4x	0.7x	RENATA	1,360.0	1,356.0	3.0	111	150.66
FAREASTLIF	93.4	-5.7%	149.3	NM	NM	CITYBANK	19,823	1.0%	6.6x	0.9x	OLYMPIC	19,419	1.0%	18.4x	3.5x	63.17
YPL	22.6	-5.4%	101.6	45.2x	1.9x	IFIC	18,397	1.0%	14.5x	1.0x	IFIC	18,397	1.0%	14.5x	1.0x	52.40
UNIONINS	60.7	-5.2%	87.1	47.4x	4.0x	NBL	17,271	0.9%	6.6x	0.4x	ORIONPHARM	17,222	0.9%	27.0x	1.3x	16.65
ARAMITCEM	41.9	-5.0%	25.1	93.1x	1.5x	ORIONPHARM	17,222	0.9%	27.0x	1.3x	LHBL	86.8	86.5	6.0	192	14.59
BDTHAIFood	38.9	-4.9%	160.4	73.1x	2.7x	BSRMLTD	17,140	0.9%	5.8x	0.8x	ORIONPHARM	114.5	110.0	3.0	131	14.59
SAMORITA	98.0	-4.9%	29.8	45.8x	1.9x	ALARABANK	16,776	0.9%	10.4x	1.2x	NAHEEACP	57.5	57.5	1.0	100	5.75
JUTESPINN	116.0	-4.8%	0.0	NM	NM						RAK CERAMIC	55.5	55.5	1.0	100	5.55
GREENDELTA	100.8	-4.8%	67.6	10.6x	1.5x						BSC	144.0	143.0	3.0	37	5.30
											RDFOOD	61.6	59.0	2.0	41	2.46

*NBFI Sector PE calculation methodology has been modified to reflect positive earnings only.

** The base of the Bond index starts at 100, starting from Jan 13, 2022

Block Trade	Maximum Price (BDT)	Minimum Price (BDT)	Turnover (BDT Mn)	Quantity ('000)	No. of Trade
BDFINANCE	49.5	47.0	259.7	5,525	2
RENATA	1,360.0	1,356.0	150.7	111	3
FORTUNE	137.0	117.3	63.2	488	13
SQURPHARMA	232.9	232.4	52.4	225	3
LHBL	86.8	86.5	16.7	192	6
ORIONPHARM	114.5	110.0	14.6	131	3
NAHEEACP	57.5	57.5	5.8	100	1
RAKCERAMIC	55.5	55.5	5.6	100	1
BSC	144.0	143.0	5.3	37	3
RDFOOD	61.6	59.0	2.5	41	2
AMANFEED	58.0	58.0	2.4	42	2
DESHBANDHU	24.1	24.1	2.4	100	1
SALVOCHEM	54.0	52.0	2.1	39	2
PHARMAID	828.0	825.0	1.7	2	2
ACMELAB	100.0	99.7	1.0	10	2
CENTRALINS	50.0	50.0	1.0	20	1
AGNISYSL	27.1	27.1	0.9	34	1
YPL	25.8	25.8	0.9	36	1
PRIMEINSUR	85.0	85.0	0.9	10	1
SONALIPAPR	735.0	735.0	0.8	1	1
TITASGAS	45.0	45.0	0.7	16	1
POWERGRID	70.1	70.1	0.7	10	1
Total			594.2		57

Upcoming Corporate Events

DSE Ticker	Right Share	Dividend		Event	Date
		Stock	Cash		
Marico Bangladesh Limited	-	0.0%	200.0%	Record Date	15-Feb-22
Singer Bangladesh Limited	-	0.0%	60.0%	Record Date	16-Feb-22
Monno Fabrics Limited	-	0.0%	1.0%	Record Date	17-Feb-22
Berger Paints Bangladesh Ltd.	-	0.0%	300.0%	Record Date	17-Feb-22
LafargeHolcim Bangladesh Limited	-	0.0%	25.0%	Record Date	22-Feb-22
Mithun Knitting and Dyeing Ltd.	-	0.0%	0.0%	Record Date	22-Feb-22
Grameenphone Ltd.	-	0.0%	125.0%	Record Date	23-Feb-22
Khan Brothers PP Woven Bag Industries Limit	-	0.0%	2.0%	Record Date	24-Feb-22
Alltex Industries Ltd.	-	0.0%	1.0%	Record Date	24-Feb-22
RAK Ceramics (Bangladesh) Limited	-	0.0%	12.5%	Record Date	24-Feb-22
NCCBL Mutual Fund-1	-	0.0%	12.0%	Record Date	1-Mar-22
British American Tobacco Bangladesh Compar	-	0.0%	150.0%	Record Date	3-Mar-22
Vanguard AML Rupali Bank Balanced Fund	-	0.0%	10.0%	Record Date	6-Mar-22
Reliance Insurance Ltd.	-	0.0%	25.0%	Record Date	7-Mar-22

Important DSE News

RELIANCINS

The Board of Directors has recommended 25% cash dividend for the year ended on December 31, 2021. Date of AGM: 30.03.2022, Time: 11:00 AM, Venue: Digital Platform. Record date: 07.03.2022. The Company has also reported EPS of Tk. 5.59, NAV per share of Tk. 64.39 and NOCFPS of Tk. 7.96 for the year ended on December 31, 2021 as against Tk. 5.21, Tk. 60.73 and Tk. 6.50 respectively for the same period of the previous year. The Company has also informed that reason for significant deviation in EPS, NAV per share and NOCFPS: EPS increased due to increase of Premium income and decrease of agent commission expense. NAV per share increased due to increase of market value of investment in securities. NOCFPS increased due to increase of premium collection and decrease of agent commission expense.

QUEENSOUTH

The Company has further informed that BSEC has accorded consent for issuance of 10% Stock Dividend for the year ended June 30, 2021. The Company has also informed that the Board of Directors has fixed the Record date on 22.02.2022 for entitlement of the aforesaid Bonus Shares.

DOREENPWR

The Company has informed that Chandpur Power Generation Limited (CPGL) a 115 MW HFO based Power Plant at Chandpur has successfully completed 100 hours Reliability Run Test (RRT) as per Power Purchase Agreement (PPA) signed with Bangladesh Power Development Board (BPDB). Company has submitted a letter to BPDB on 13 February 2022 for issuance of formal declaration certificate regarding COD effective from 11 February 2022 as per PPA. CPGL will generate electricity and supply the same for 15 years from 11 February 2022 and will generate approximately BDT 1,102.22 Crore revenue per year (as per PPA). Doreen Power Generations and Systems Limited (DSPGL) holds 99.90% shares of CPGL.

IFIC

The Company has informed that they have decided to sell entire promoter shares of Nepal Bangladesh Bank Limited (NBBL) held and owned by IFIC Bank Limited as of date to Ms. Sarika Chaudhary, resident of Ravi Bhawan, Kathmandu, Nepal at a purchase consideration of NPR 6,187,007,568 (Six billion, one hundred and eighty seven million, seven thousand, five hundred and sixty-eight Nepalese Rupees) subject to approvals of Nepal Rastra Bank and other regulatory authorities.

Disclaimer: This report has been prepared by BRAC EPL Stock Brokerage Ltd and is provided for information purposes. It is not, under any circumstances, to be used or considered as an offer to sell, or a solicitation of any offer to buy. Reasonable care has been taken to ensure that the information is not untrue and misleading. BRAC EPL Stock Brokerage Ltd makes no representation or warranty as to the accuracy or completeness of such information. All opinions and estimates included in this report constitute our judgment as of this date and are subject to change without notice.