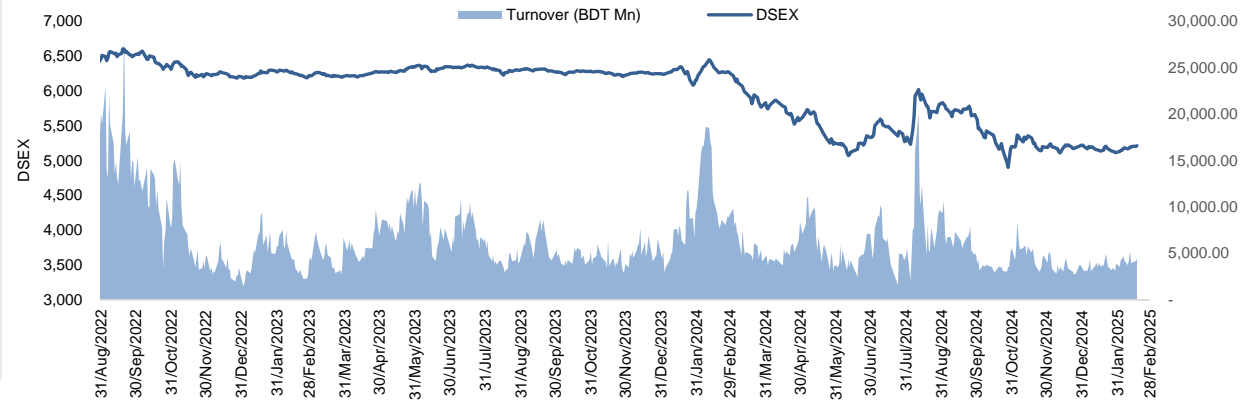


## Daily Market Update

The market closed in green today. The benchmark index DSEX (+0.25%) gained 12.75 points and closed at 5,211.53. The blue-chip index DS30 (+0.35%), the Shariah-based index DSES (+0.61%), and the large-cap index CDSET (+0.23%) closed at 1,928.33, 1,160.64, and 1,055.69 points, respectively. Most of the large-cap sectors posted positive performance today. Telecommunication booked the highest gain of 0.86% followed by Pharmaceutical (+0.43%), Bank (+0.35%), NBF1 (+0.13%), Engineering (+0.04%), Food & Allied (-0.14%), and Fuel & Power (-0.43%), respectively. Block trades contributed 5.4% of the overall market turnover. Grameenphone Ltd. (+1.5%) was the most traded share with a turnover of BDT 403 million.



Index	Closing	Opening	Point Δ	%Δ	YTD %Δ
DSEX	5,211.53	5,198.78	+12.75	+0.25%	-0.1%
DS30	1,928.33	1,921.64	+6.69	+0.35%	-0.6%
DSES	1,160.64	1,153.60	+7.03	+0.61%	-0.7%
CDSET	1,055.69	1,053.32	+2.37	+0.23%	-1.0%

	Advanced	Declined	Unchanged	Total
<b>All Category</b>	176	156	64	396
<b>A Category (Equity)</b>	93	87	37	217
<b>B Category (Equity)</b>	42	27	11	80
<b>N Category (Equity)</b>	0	0	0	0
<b>Z Category (Equity)</b>	41	42	16	99
<b>Mutual Funds</b>	14	6	17	37
<b>Corporate Bonds</b>	1	1	0	2
<b>Treasury Bonds</b>	0	1	0	1

	Today	Last Day	Daily %Δ
<b>Mcap</b>			
Mn BDT	6,955,276	6,906,601	+0.7%
Mn USD	57,010	56,611	
<b>Turnover</b>			
Mn BDT	4,436	4,160	+6.6%
Mn USD	36	34	
<b>Volume</b>			
Mn Shares	155	162	-4.8%
<b>No. of Trade</b>	135,029	136,290	-0.9%

\* Average Interbank Exchange Rate is BDT 122.00 as of Feb 17, 2025

<b>Fahim Hassan</b> Research Analyst (880) 1709636546 fahim.hassan@bracepl.com	<b>Md Istiaz Uddin</b> Research Associate (880) 1708805202 mistiaz.uddin@bracepl.com
---	---

Figure: Sectorial Turnover (BDT Mn)

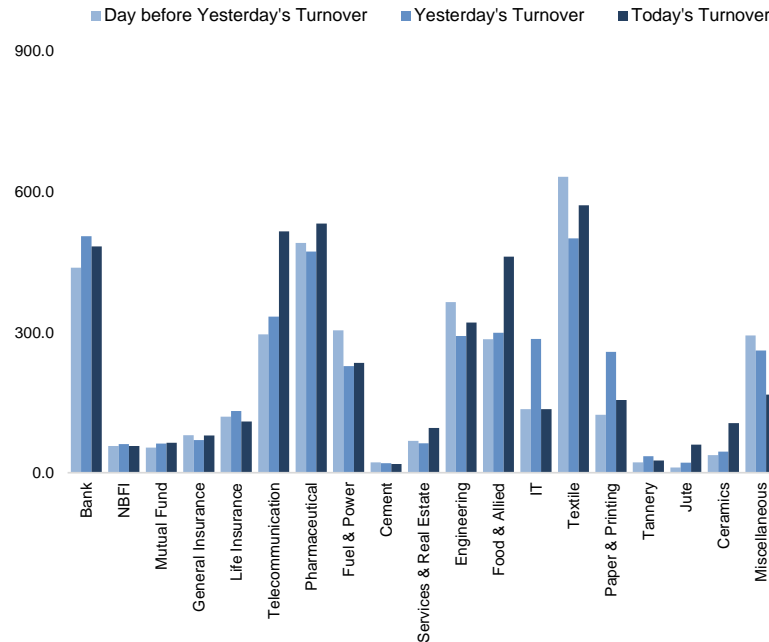
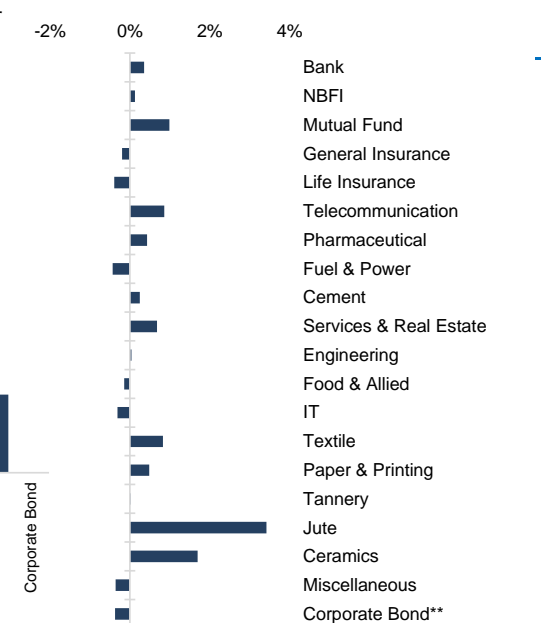


Figure: Sectorial Mcap Change



Market PE 15.3x  
Market PB 1.2x

\* Market P/E and P/BV calculation excludes Mutual Fund, Life Insurance, and NBL

Sector Index	Closing	Opening	Points Δ	%Δ	No. of Companies	Mcap (BDT Mn)	% of Total Mcap	Turnover (BDT Mn)	% of Total Turnover	PE	PB	Top Twenty Market Cap	Mcap (BDT Mn)	% of Total Mcap	Turnover (BDT Mn)	PE	PB
Bank	1,445	1,440	+5.09	+0.35%	36	683,818	9.9%	483.2	11.5%	8.8x	0.7x	GP	466,934	12.9%	403.3	12.9x	7.2x
NBFI	1,090	1,088	+1.38	+0.13%	23	103,823	1.5%	57.1	1.4%	NM	NM	SQURPHARMA	190,942	5.3%	45.9	8.5x	1.5x
Mutual Fund	573	567	+5.63	+0.99%	37	26,331	0.4%	64.0	1.5%	NM	0.5x	BATBC	187,218	5.2%	93.2	10.7x	3.2x
General Insurance	2,585	2,590	-5.08	-0.20%	43	73,803	1.1%	79.7	1.9%	13.1x	1.1x	ROBI	153,995	4.3%	110.2	28.0x	2.4x
Life Insurance	1,737	1,744	-6.79	-0.39%	15	46,204	0.7%	109.6	2.6%	NM	NM	WALTONHIL	146,375	4.1%	6.7	11.1x	1.3x
Telecommunication	5,493	5,446	+46.96	+0.86%	3	644,084	9.3%	515.6	12.3%	14.9x	4.4x	BEXIMCO	103,850	2.9%	0.0	NM	1.3x
Pharmaceutical	2,884	2,872	+12.34	+0.43%	34	546,724	7.9%	532.4	12.7%	13.2x	1.5x	BRACBANK	95,211	2.6%	112.3	8.6x	1.3x
Fuel & Power	1,110	1,115	-4.82	-0.43%	23	294,108	4.3%	234.7	5.6%	19.6x	0.6x	BERGERPBL	83,225	2.3%	1.6	24.2x	5.7x
Cement	1,840	1,836	+4.52	+0.25%	7	87,696	1.3%	18.8	0.4%	16.9x	1.9x	MARICO	76,028	2.1%	9.8	13.6x	10.0x
Services & Real Estate	1,005	998	+6.81	+0.68%	9	55,272	0.8%	95.7	2.3%	19.6x	0.4x	ISLAMIBANK	71,484	2.0%	26.3	15.3x	1.0x
Engineering	2,510	2,509	+0.98	+0.04%	42	283,130	4.1%	320.6	7.6%	12.8x	0.9x	RENATA	59,745	1.7%	9.5	20.2x	1.8x
Food & Allied	16,424	16,447	-23.16	-0.14%	21	300,515	4.3%	461.5	11.0%	16.3x	4.5x	LHB	57,720	1.6%	8.7	14.3x	2.8x
IT	2,028	2,034	-6.29	-0.31%	11	26,747	0.4%	135.8	3.2%	20.8x	1.7x	UNILEVERCL	48,920	1.4%	0.3	66.6x	20.8x
Textile	1,171	1,161	+9.62	+0.83%	58	121,915	1.8%	570.9	13.6%	73.2x	0.8x	DUTCHBANGL	45,699	1.3%	9.1	7.3x	0.9x
Paper & Printing	4,382	4,361	+21.11	+0.48%	6	19,798	0.3%	155.4	3.7%	NM	0.9x	ICB	45,184	1.3%	9.6	35.6x	1.0x
Tannery	1,990	1,990	+0.26	+0.01%	6	22,170	0.3%	26.4	0.6%	NM	1.6x	EBL	35,176	1.0%	7.1	5.4x	0.8x
Jute	12,780	12,358	+422.53	+3.42%	3	2,813	0.0%	59.8	1.4%	NM	NM	BXPBARMA	34,708	1.0%	14.2	5.4x	0.7x
Ceramics	400	393	+6.67	+1.70%	5	17,935	0.3%	106.1	2.5%	NM	1.1x	PUBALIBANK	33,664	0.9%	3.2	3.5x	0.6x
Miscellaneous	4,273	4,288	-15.34	-0.36%	15	232,017	3.4%	166.9	4.0%	96.3x	1.9x	POWERGRID	33,628	0.9%	7.9	NM	0.3x
Corporate Bond**	15,285	15,342	-56.84	-0.37%	16	33,477	0.5%	0.4	0.0%	NM	NM	CITYBANK	30,965	0.9%	42.8	4.3x	0.8x
Treasury Bond**	1,225	1,211	+13.87	+1.15%	234	3,291,920	47.6%	3.4	0.1%	NM	NM						

Top Ten Gainers	Close Price (BDT)	Δ%	Turnover (BDT Mn)	PE	PB
SPCERAMICS	12.5	+9.6%	45.4	NM	0.4x
KPPL	27.3	+9.6%	12.3	NM	NM
SALAMCRST	11.7	+9.3%	2.8	73.1x	0.6x
NEWLINE	11.9	+9.2%	45.3	NM	0.5x
KDSALTD	37.1	+8.5%	43.5	17.0x	1.4x
EBL1STMF	3.9	+8.33%	2.5	NM	0.4x
PENINSULA	11.6	+7.4%	7.0	NM	0x
HFL	11.3	+6.6%	7.3	NM	0.3x
SIMTEX	20.7	+6.2%	85.2	19.9x	0.9x
TRUSTB1MF	3.5	+6.1%	1.4	NM	0.4x

Top Twenty Free Float Mcap	Free Float Mcap (BDT Mn)	% of Total Free Float Mcap	PE	PB
SQURPHARMA	108,958	7.7%	8.5x	1.5x
ISLAMIBANK	74,730	5.3%	15.3x	1.0x
BEXIMCO	69,463	4.9%	NM	1.3x
BATBC	50,233	3.6%	10.7x	3.2x
WALTONHIL	46,773	3.3%	11.1x	1.3x
BRACBANK	46,489	3.3%	8.6x	1.3x
GP	44,708	3.2%	12.9x	7.2x
RENATA	32,968	2.3%	20.2x	1.8x
BXPBARMA	23,409	1.7%	5.4x	0.7x
PUBALIBANK	22,905	1.6%	3.5x	0.6x
CITYBANK	21,020	1.5%	4.3x	0.8x
LHB	20,953	1.5%	14.3x	2.8x
OLYMPIC	20,496	1.5%	15.8x	2.5x
ALARABANK	18,282	1.3%	12.2x	0.9x
BEACONPHAR	17,838	1.3%	51.3x	4.5x
PRIMEBANK	16,142	1.1%	4.5x	0.7x
ROBI	14,876	1.1%	28.0x	2.4x
UTTARABANK	13,699	1.0%	9.3x	0.8x
NBL	13,055	0.9%	NM	2.5x
BSRMLTD	12,852	0.9%	5.5x	0.5x

Most Traded Share	Close Price (BDT)	Δ%	Turnover (BDT Mn)	PE	PB
GP	345.8	+1.5%	403.3	12.9x	7.2x
BEACHHATCH	114.2	+4.4%	132.7	33.5x	7.5x
BRACBANK	53.8	+1.3%	112.3	8.6x	1.3x
ROBI	29.4	-1.0%	110.2	28.0x	2.4x
BATBC	346.7	-	93.2	10.7x	3.2x
SIMTEX	20.7	+6.2%	85.2	19.9x	0.9x
LOVELLO	85.4	+0.9%	84.1	38.5x	6.8x
BSC	88.0	-3.0%	72.5	4.6x	0.8x
MPETROLEUM	207.0	-0.2%	65.2	3.8x	0.8x
MIDLANDBNK	28.2	-1.1%	62.8	16.3x	2.0x

Top Ten Losers	Close Price (BDT)	Δ%	Turnover (BDT Mn)	PE	PB
ILFSL	3.6	-5.3%	0.2	NM	NM
MEGHNACEM	48.3	-4.4%	0.5	NM	2x
REGENTTEX	4.6	-4.2%	1.2	NM	0.2x
ZAHINTEX	5.3	-3.6%	0.4	NM	0.7x
ICBIBANK	3.0	-3.2%	0.0	NM	NM
NTC	170.1	-3.1%	2.2	NM	NM
1JANATAMF	3.1	-3.1%	0.3	NM	0.3x
TALLUSPIN	6.2	-3.1%	0.8	NM	0.4x
GSPFINANCE	6.3	-3.1%	1.0	NM	0.5x
FAREASTFIN	3.2	-3.0%	0.5	NM	NM

Block Trade	Maximum Price (BDT)	Minimum Price (BDT)	No. of Trade	Quantity ('000)	Turnover (BDT Mn)
RENATA	558.0	521.6	3.0	59	30.80
BEACHHATCH	111.0	100.0	15.0	250	26.80
BRACBANK	53.8	53.7	2.0	481	25.84
PRIMEBANK	25.0	25.0	1.0	1,000	25.00
BXPBARMA	76.5	76.5	1.0	255	19.51
BATBC	346.0	346.0	1.0	50	17.30
BEACONPHAR	136.8	136.7	2.0	110	15.05
JAMUNABANK	21.1	21.1	1.0	500	10.55
ADNTEL	79.0	79.0	1.0	125	9.88
ACI	155.8	155.8	3.0	53	8.21

\* NBFI Sector PE calculation methodology has been modified to reflect positive earnings only.  
 \*\* The base of the Bond Index starts at 100, starting from Jan 13, 2022  
 Similarly, Treasury Bond Index starts at 100, starting from Oct 10, 2022

Block Trade	Maximum Price (BDT)	Minimum Price	Turnover (BDT Mn)	Quantity ('000)	No. of Trade
RENATA	558.0	521.6	30.8	59	3
BEACHHATCH	111.0	100.0	26.8	250	15
BRACBANK	53.8	53.7	25.8	481	2
PRIMEBANK	25.0	25.0	25.0	1,000	1
BXPHARMA	76.5	76.5	19.5	255	1
BATBC	346.0	346.0	17.3	50	1
BEACONPHAR	136.8	136.7	15.0	110	2
JAMUNABANK	21.1	21.1	10.6	500	1
ADNTEL	79.0	79.0	9.9	125	1
ACI	155.8	155.8	8.2	53	3
PEOPLESINS	31.4	31.4	6.4	204	1
SUNLIFEINS	63.1	63.1	6.3	100	1
GPHISPAT	23.1	23.1	5.8	250	1
CENTRALINS	39.8	39.8	4.0	100	1
CVOPRL	130.0	130.0	3.9	30	2
NBL	4.2	4.2	3.8	900	1
SIMTEX	20.0	19.5	3.5	177	2
SANDHANINS	17.7	17.7	1.8	100	1
GEMINISEA	153.0	153.0	1.4	9	1
LRBDL	13.9	13.9	1.4	100	1
TECHNODRUG	37.2	37.2	1.1	30	1
SBACBANK	10.4	10.4	1.0	100	1
<b>Total</b>			<b>237.6</b>		<b>56</b>

**Important DSE News**
**OLYMPIC**

The Board of Directors of the company, in its meeting held on February 16, 2025 has taken the following price sensitive decision: To purchase and import of Brand-New Capital Machinery for Multi-Functional Chocolate Plant along with Standard Accessories having total Production Capacity of 3,300 Metric Tons Annually from M/s. Link Sourcing Limited, Flat No.4, 3rd Floor, BOU LEE Building, 145-163 Bulkeley Street, Hung Hom, Kowloon, Hong Kong for total USD 11,20,000.00 equivalent to around Tk. 13,66,40,000.00 (Taka Thirteen Crore Sixty Six Lac and Forty Thousand) only and installation and commissioning of the same at Company's Lolati Factory under Police Station-Sonargaon, District-Narayanganj.

**Upcoming Corporate Events**

DSE Ticker	Right Share	Dividend		Event	Date
		Stock	Cash		
RAKCERAMIC		0.0%	10.0%	Record Date	17-Feb-25
SINGERBD		0.0%	10.0%	Record Date	17-Feb-25
MARICO		0.0%	10.0%	Record Date	18-Feb-25
GP		0.0%	440.0%	Record Date	23-Feb-25
BATBC		0.0%	170.0%	Record Date	26-Feb-25
SIPLC		0.0%	150.0%	Record Date	26-Feb-25
CITYGENINS		0.0%	15.0%	Record Date	27-Feb-25
CRYSTALINS		0.0%	10.0%	Record Date	27-Feb-25
RELIANCINS		0.0%	12.0%	Record Date	2-Mar-25
GREENDELT		0.0%	30.0%	Record Date	3-Mar-25

**Disclaimer:** This report has been prepared by BRAC EPL Stock Brokerage Ltd and is provided for information purposes. It is not, under any circumstances, to be used or considered as an offer to sell, or a solicitation of any offer to buy. Reasonable care has been taken to ensure that the information is not untrue and misleading. BRAC EPL Stock Brokerage Ltd makes no representation or warranty as to the accuracy or completeness of such information. All opinions and estimates included in this report constitute our judgment as of this date and are subject to change without notice.