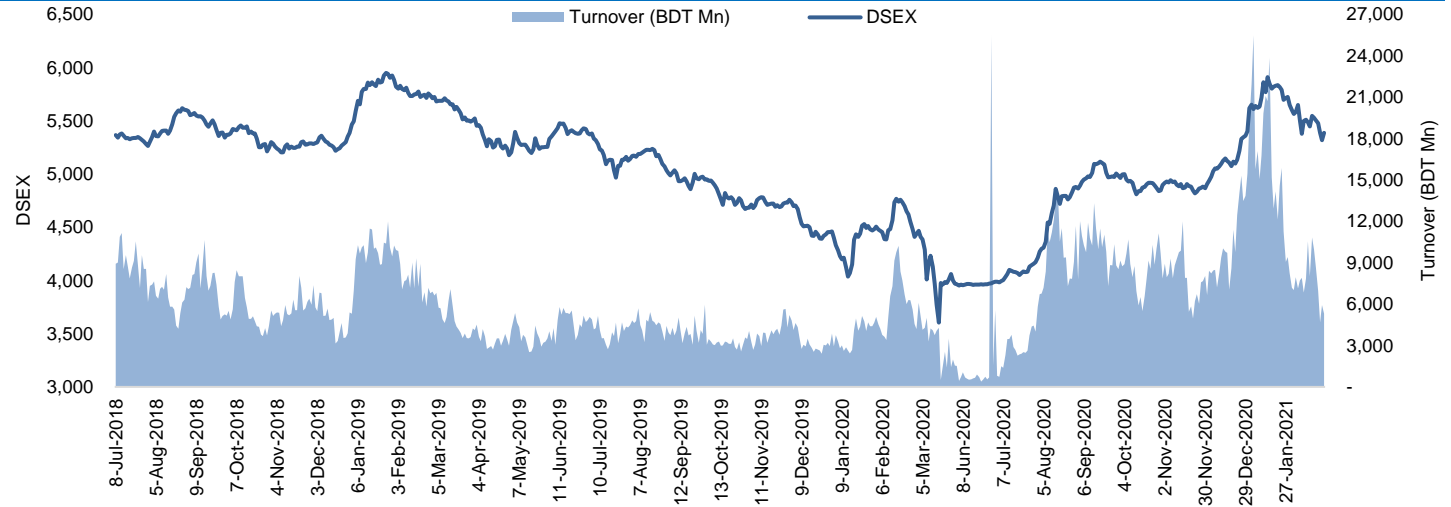


## Daily Market Update

The market closed in green today. The benchmark index DSEX (+1.28%) gained 67.93 points and closed at 5,385.65. The blue-chip index DS30 (+1.93%), the Shariah-based index DSES (+1.16%), and the large-cap index CDSET (+1.75%) closed at 2,056.37, 1,220.69, and 1,146.00 points, respectively. All the large-cap sectors posted positive performance today. Engineering booked the highest gain of 3.47% followed by Telecommunication (+3.13%), NBFIs (+2.02%), Pharmaceutical (+1.75%), Fuel & Power (+0.80%), Bank (+0.18%), and Food & Allied (+0.14%), respectively. Block trades contributed 3.5% of the overall market turnover. Bangladesh Export Import Company Ltd. (+5.9%) was the most traded share with a turnover of BDT 1,241 million.



Index	Closing	Opening	Point Δ	%Δ	YTD %Δ
DSEX	5,385.65	5,317.72	+67.93	+1.28%	-0.3%
DS30	2,056.37	2,017.53	+38.84	+1.93%	+4.7%
DSES	1,220.69	1,206.72	+13.98	+1.16%	-1.7%
CDSET	1,146.00	1,126.25	+19.75	+1.75%	+2.0%

	Advanced	Declined	Unchanged	Total
All Category	190	38	118	346
A Category (Equity)	138	25	93	256
B Category (Equity)	28	8	18	54
N Category (Equity)	7	0	0	7
Z Category (Equity)	17	5	7	29
Mutual Funds	16	4	17	37
Corporate Bonds	1	0	0	1

	Today	Last Day	Daily %Δ	
Mcap	Mn BDT	4,640,581	4,570,042	+1.5%
	Mn USD	54,621	53,791	
Turnover	Mn BDT	5,304	5,918	-10.4%
	Mn USD	62	70	
Volume	Mn Shares	127	137	-7.0%
No. of Trade		105,003	110,508	-5.0%

Figure: Sectorial Turnover (BDT Mn)

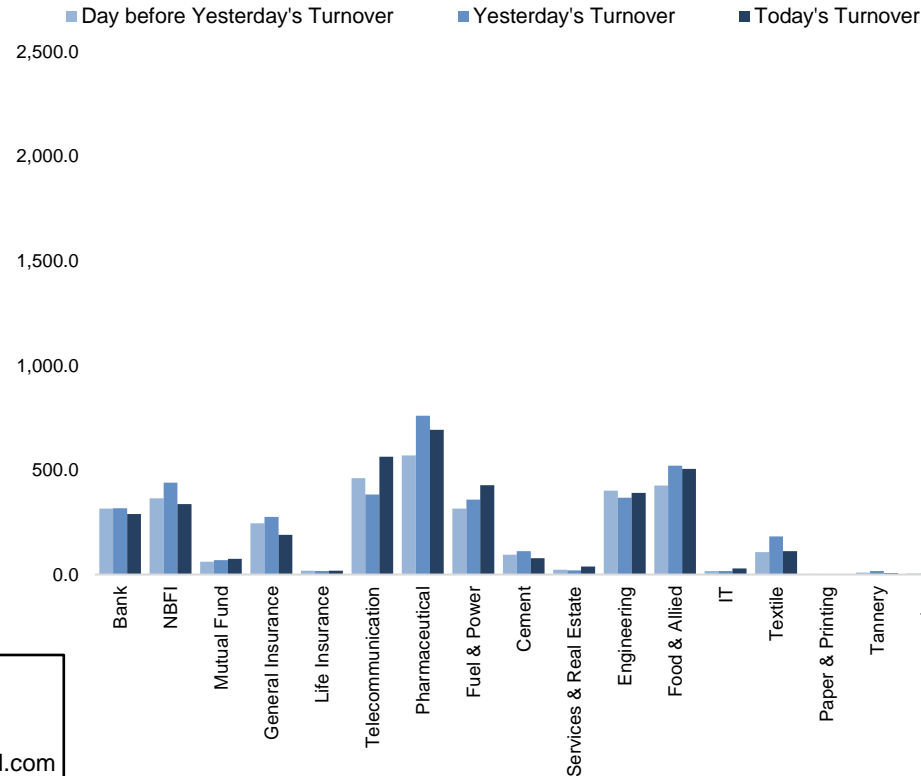
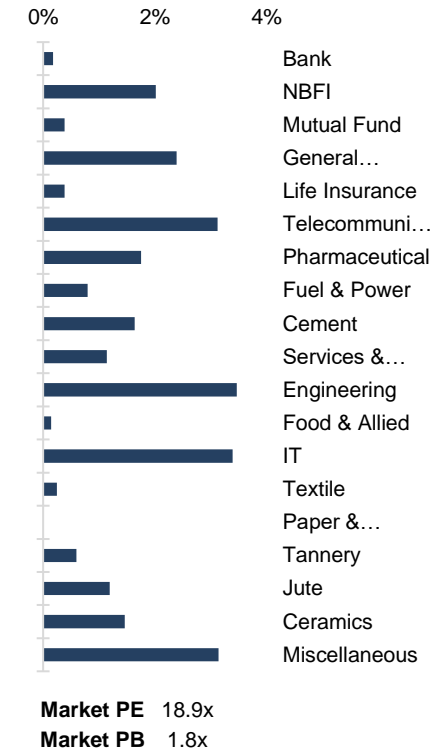


Figure: Sectorial Mcap Change



Market PE 18.9x  
Market PB 1.8x

<b>Md. Rafiqul Islam</b> Research Associate (880) 1708805229 mrafiqulislam@bracepl.com	<b>Md Mahirul Quddus</b> Research Associate (880) 1709636546 mmahirul.quddus@bracepl.com
---	---

Sector Index	Closing	Opening	Points Δ	%Δ	No. of Companies	Mcap (BDT Mn)	% of Total Mcap	Turnover (BDT Mn)	% of Total Turnover	PE	PB	Top Twenty Market Cap	Mcap (BDT Mn)	% of Total Mcap	Turnover (BDT Mn)	PE	PB
Bank	1,294	1,292	+2.33	+0.18%	30	545,381	13.4%	288.6	5.6%	7.5x	0.7x	GP	461,262	11.3%	57.2	12.9x	12.4x
NBFI	2,000	1,960	+39.51	+2.02%	23	191,506	4.7%	337.1	6.6%	70.6x	3.2x	WALTONHIL	378,630	9.3%	188.0	49.5x	7.1x
Mutual Fund	849	846	+3.27	+0.39%	37	38,006	0.9%	74.2	1.5%	NM	0.7x	BATBC	274,086	6.7%	344.9	25.2x	7.3x
General Insurance	3,364	3,286	+78.52	+2.39%	37	85,163	2.1%	189.5	3.7%	17.8x	1.7x	ROBI	219,993	5.4%	479.8	NM	3.3x
Life Insurance	1,996	1,988	+7.64	+0.38%	12	54,693	1.3%	17.8	0.3%	NM	NM	SQURPHARMA	189,789	4.7%	88.4	13.3x	2.3x
Telecommunication	5,802	5,627	+175.87	+3.13%	3	707,772	17.4%	563.6	11.0%	19.2x	6.4x	UPGDCL	157,561	3.9%	82.1	19.4x	5.7x
Pharmaceutical	3,286	3,230	+56.63	+1.75%	31	601,755	14.8%	691.7	13.5%	20.8x	2.6x	RENATA	113,030	2.8%	12.1	25.5x	4.9x
Fuel & Power	1,608	1,596	+12.74	+0.80%	21	432,081	10.6%	427.4	8.4%	12.8x	1.4x	BXPBARMA	80,389	2.0%	242.9	20.1x	2.5x
Cement	1,423	1,400	+22.97	+1.64%	7	91,571	2.3%	78.7	1.5%	27.4x	2.2x	ICB	80,340	2.0%	4.7	29.7x	1.8x
Services & Real Estate	1,025	1,013	+11.57	+1.14%	8	41,315	1.0%	38.6	0.8%	NM	0.9x	BEXIMCO	75,451	1.9%	1,241.2	NM	1.2x
Engineering	4,178	4,038	+139.95	+3.47%	42	545,582	13.4%	390.8	7.6%	33.9x	2.6x	BERGERPBL	72,424	1.8%	8.2	29.3x	7.4x
Food & Allied	19,490	19,462	+27.83	+0.14%	20	368,926	9.1%	504.6	9.9%	32.3x	7.8x	MARICO	66,147	1.6%	6.1	22.0x	39.4x
IT	2,065	1,997	+67.82	+3.40%	11	24,441	0.6%	28.9	0.6%	24.5x	1.8x	LHBL	58,069	1.4%	54.5	28.1x	3.5x
Textile	1,030	1,027	+2.51	+0.24%	56	107,088	2.6%	112.3	2.2%	NM	0.7x	BRACBANK	57,013	1.4%	24.1	13.4x	1.3x
Paper & Printing	5,122	5,122	-	-	4	14,640	0.4%	1.7	0.0%	61.3x	1.1x	SUMITPOWER	44,210	1.1%	86.0	8.1x	1.3x
Tannery	1,673	1,663	+9.92	+0.60%	6	18,276	0.4%	6.1	0.1%	NM	1.8x	ISLAMIBANK	41,860	1.0%	8.6	7.4x	0.7x
Jute	8,460	8,360	+99.77	+1.19%	3	2,042	0.1%	2.8	0.1%	NM	13.1x	UNILEVERCL	38,920	1.0%	21.7	42.2x	27.6x
Ceramics	446	440	+6.43	+1.46%	5	23,141	0.6%	31.8	0.6%	58.7x	1.5x	OLYMPIC	33,890	0.8%	15.4	16.6x	4.1x
Miscellaneous	3,109	3,014	+94.67	+3.14%	13	171,304	4.2%	1,329.4	26.0%	52.6x	1.8x	DUTCHBANGL	33,715	0.8%	4.3	7.4x	1.1x
												TITASGAS	31,853	0.8%	3.3	9.3x	0.5x

Top Ten Gainers	Close Price (BDT)	Δ%	Turnover (BDT Mn)	PE	PB
EGEN	22.5	+50.0%	0.2	21.9x	1.1x
BEACONPHAR	102.5	+10.0%	182.7	39.3x	4.9x
ROBI	42.0	+9.9%	479.8	NM	3.3x
JMISMDL	359.5	+7.8%	19.0	65.8x	3.0x
LIBRAINFU	635.3	+7.5%	7.4	NM	0.5x
SPCERAMICS	23.2	+6.9%	23.8	91.2x	0.8x
GQBALLPEN	111.6	+6.7%	6.4	NM	0.8x
BEXIMCO	86.1	+5.9%	1,241.2	NM	1.2x
EPGL	48.8	+5.9%	82.1	20.0x	0.9x
LANKABAFIN	36.4	+5.8%	225.1	27.6x	2.0x

Top Twenty Free Float Mcap	Free Float Mcap (BDT Mn)	% of Total Free Float Mcap	PE	PB
SQURPHARMA	124,179	8.8%	13.3x	2.3x
BATBC	72,496	5.1%	25.2x	7.3x
BXPBARMA	56,128	4.0%	20.1x	2.5x
RENATA	55,181	3.9%	25.5x	4.9x
BEXIMCO	52,401	3.7%	NM	1.2x
GP	46,126	3.3%	12.9x	12.4x
BRACBANK	30,648	2.2%	13.4x	1.3x
ROBI	21,889	1.5%	NM	3.3x
OLYMPIC	20,557	1.4%	16.6x	4.1x
LHBL	20,510	1.4%	28.1x	3.5x
ISLAMIBANK	20,378	1.4%	7.4x	0.7x
EBL	20,121	1.4%	6.2x	1.0x
PUBALIBANK	16,978	1.2%	10.4x	0.7x
CITYBANK	16,919	1.2%	8.1x	0.9x
BEACONPHAR	16,574	1.2%	39.3x	4.9x
SUMITPOWER	16,265	1.1%	8.1x	1.3x
NBL	16,083	1.1%	6.5x	0.4x
UPGDCL	15,756	1.1%	19.4x	5.7x
LANKABAFIN	13,031	0.9%	27.6x	2.0x
IFIC	12,887	0.9%	10.9x	0.7x

Most Traded Share	Close Price (BDT)	Δ%	Turnover (BDT Mn)	PE	PB
BEXIMCO	86.1	+5.9%	1,241.2	NM	1.2x
ROBI	42.0	+9.9%	479.8	NM	3.3x
BATBC	1,522.7	+0.7%	344.9	25.2x	7.3x
BXPBARMA	180.2	+4.3%	242.9	20.1x	2.5x
LANKABAFIN	36.4	+5.8%	225.1	27.6x	2.0x
WALTONHIL	1,249.9	+4.5%	188.0	49.5x	7.1x
BEACONPHAR	102.5	+10.0%	182.7	39.3x	4.9x
SQURPHARMA	214.1	+0.9%	88.4	13.3x	2.3x
SUMITPOWER	41.4	+2.2%	86.0	8.1x	1.3x
EPGL	48.8	+5.9%	82.1	20.0x	0.9x

Top Ten Losers	Close Price (BDT)	Δ%	Turnover (BDT Mn)	PE	PB
NCCBLMF1	7.7	-4.9%	4.8	NM	0.9x
UNILEVERCL	3,230.8	-3.3%	21.7	42.2x	27.6x
FAREASTFIN	3.8	-2.6%	0.1	NM	3.3x
BIFC	3.9	-2.5%	0.0	NM	NM
ILFSL	4.5	-2.2%	2.6	NM	NM
MIRACLEIND	31.5	-2.2%	44.9	NM	0.9x
ALARABANK	20.5	-1.9%	9.4	6.0x	1.0x
SUNLIFEINS	21.4	-1.8%	0.1	NM	NM
IFIC1STMF	5.6	-1.8%	4.2	NM	0.6x
RUPALIBANK	26.2	-1.5%	0.7	17.5x	0.6x

Block Trade	Maximum Price (BDT)	Minimum Price (BDT)	Turnover (BDT Mn)	Quantity ('000)	No. of
ACFL	31.0	30.0	1.3	42	2
AMANFEED	32.7	32.7	1.9	59	2
ASIAINS	93.1	93.1	1.3	14	1
ASIAPACINS	63.0	63.0	1.0	16	1
AZIZPIPES	87.8	87.8	0.5	6	1
BANGAS	105.3	105.3	0.5	5	1
BDFINANCE	30.2	30.2	0.5	17	1
BEACONPHAR	93.5	93.3	5.2	55	2
BERGERPBL	1,550.0	1,550.0	18.6	12	3
BEXIMCO	89.0	89.0	1.9	21	2

Block Trade	Maximum Price (BDT)	Minimum Price (BDT)	Turnover (BDT Mn)	Quantity ('000)	No. of Trade
BRACBANK	43.6	43.5	11.6	267	2
CITYBANK	25.0	24.8	24.9	1,000	2
EBL	34.6	34.6	51.9	1,500	1
GP	370.4	370.4	0.5	1	1
IBP	17.2	17.2	0.5	29	1
KOHINOOR	432.0	432.0	0.9	2	1
KPCL	43.5	43.5	0.9	20	1
LEGACYFOOT	57.0	57.0	0.5	9	1
LINDEBD	1,321.0	1,321.0	51.5	39	1
MARICO	2,103.6	2,090.0	4.2	2	2
NLTUBES	98.0	92.8	3.8	40	6
ORIONINFU	71.6	71.6	0.7	10	1
RAHIMAFOOD	175.0	175.0	0.7	4	1
SEAPEARL	78.1	78.1	0.5	6	1
SHEPHERD	13.6	13.6	0.7	50	1
UNILEVERCL	3,228.0	3,228.0	0.5		1
<b>Total</b>			<b>186.9</b>		<b>40</b>

**Important DSE News**
**EXCH**

Reschedule of Commencement of Bidding of Baraka Patenga Power Limited through Book Building Method: The bidding period for Eligible Investors to determine the cut-off price of shares of Baraka Patenga Power Limited through Electronic Subscription System (ESS) of the Exchanges will commence from 5:00 p.m. on February 22, 2021 and will continue till 5:00 p.m. on February 25, 2021 (round the clock) and valuation report submission period for Eligible Investors through Electronic Subscription System (ESS) of the Exchanges will start at 10:30 a.m. on February 28, 2021 and continue till 10:30 a.m. on March 02, 2021. Each Eligible Investor (EI) who intends to submit application through the Electronic Subscription System (ESS) of the exchange(s) shall maintain a minimum investment of BDT 50,00,000 (fifty lakh only) for approved pension funds, recognized provident funds and approved gratuity funds and other EIs of BDT 1,00,00,000 (one crore only) at market price in listed securities as on February 11, 2021 (day-end) as per Rule 2(1)(e) of the Bangladesh Securities and Exchange Commission (Public Issue) Rules, 2015; which is in accordance with the BSEC consent letter to Baraka Patenga Power Limited Ref: BSEC/CI/BB-15/2018/305 dated 11 January, 2021. The minimum bidding value shall be BDT 50 (fifty) lakh which is in accordance with the BSEC consent letter to Baraka Patenga Power Limited. The Central Depository Bangladesh Limited (CDBL) shall send a report to the exchange regarding holding of EIs in listed securities and the exchange shall ensure the compliance in this regard. Participating EIs will be required to pay full bid amount (100%) and bidding fee BDT 5,000.00 (five thousand only) through The City Bank Limited (A/C Name: Dhaka Stock Exchange Limited, A/C No.:1121063938001) in between 10:00 a.m. of February 22, 2021 to 2:00 p.m. of February 25, 2021 (during banking hour). Please visit the following website for bidding related updates: <https://www.essbangladesh.com>.

**Upcoming Corporate Events**

DSE Ticker	Right Share	Dividend		Event	Date
		Stock	Cash		
RAKCERAMIC	-	0.0%	10.0%	Record Date	25-Feb-21
INTECH	-	0.0%	1.0%	Record Date	28-Feb-21
BSRMSTEEL	-	0.0%	10.0%	Record Date	28-Feb-21
BSRMLTD	-	0.0%	10.0%	Record Date	28-Feb-21

**Upcoming IPOs**

Company Name	Event	Opening Date	Closing Date
Baraka Patenga Power	Bidding	22-02-21	25-02-21
Index Agro Industries	Subscription	22-02-21	28-02-21

**Disclaimer:** This report has been prepared by BRAC EPL Stock Brokerage Ltd and is provided for information purposes. It is not, under any circumstances, to be used or considered as an offer to sell, or a solicitation of any offer to buy. Reasonable care has been taken to ensure that the information is not untrue and misleading. BRAC EPL Stock Brokerage Ltd makes no representation or warranty as to the accuracy or completeness of such information. All opinions and estimates included in this report constitute our judgment as of this date and are subject to change without notice.