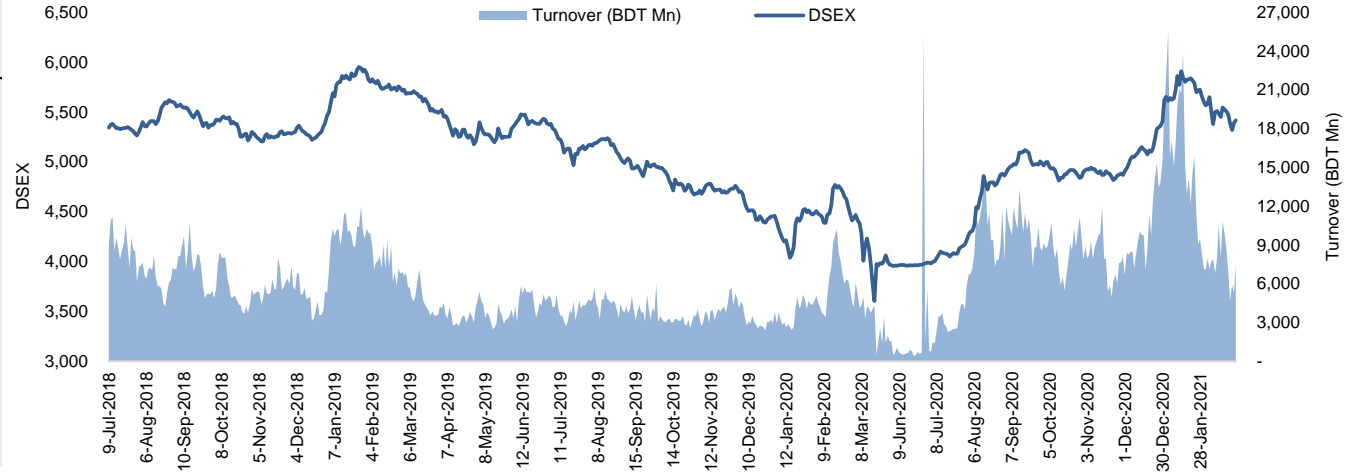


The market closed in green today. The benchmark index DSEX (+0.57%) gained 30.74 points and closed at 5,416.39. The blue-chip index DS30 (+0.46%), the Shariah-based index DSES (+0.42%), and the large-cap index CDSET (+0.54%) closed at 2,065.80, 1,225.88, and 1,152.21 points, respectively. All the large-cap sectors posted positive performance today except NBF1 (-1.49%). Fuel & Power booked the highest gain of 1.58% followed by Engineering (+1.00%), Telecommunication (+0.81%), Bank (+0.50%), Pharmaceutical (+0.49%), and Food & Allied (+0.10%), respectively. Block trades contributed 3.7% of the overall market turnover. Bangladesh Export Import Company Ltd. (-0.7%) was the most traded share with a turnover of BDT 1,244 million.

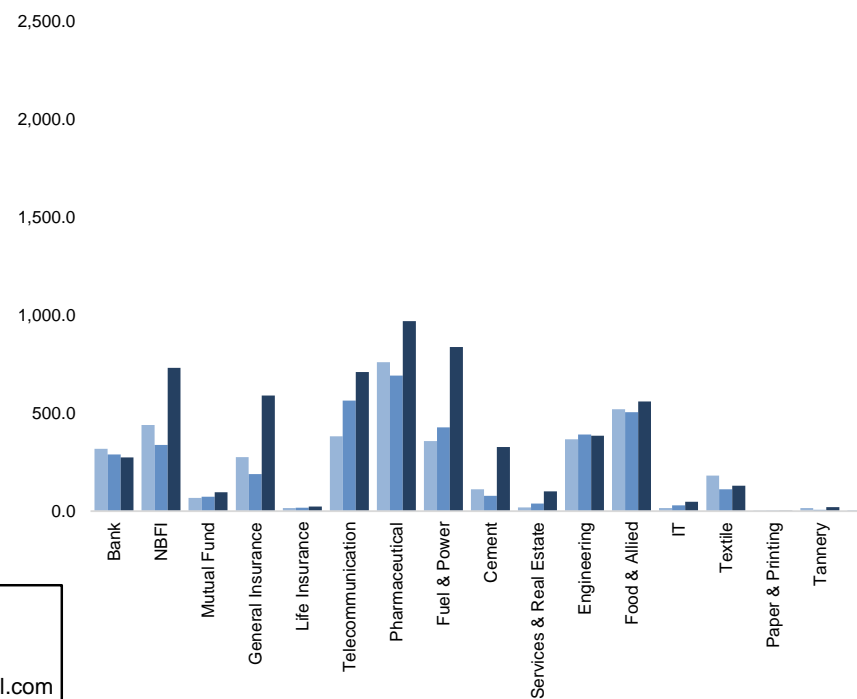


Index	Closing	Opening	Point Δ	%Δ	YTD %Δ
DSEX	5,416.39	5,385.65	+30.74	+0.57%	+0.3%
DS30	2,065.80	2,056.37	+9.42	+0.46%	+5.2%
DSES	1,225.88	1,220.69	+5.18	+0.42%	-1.3%
CDSEI	1,152.21	1,146.00	+6.21	+0.54%	+2.6%

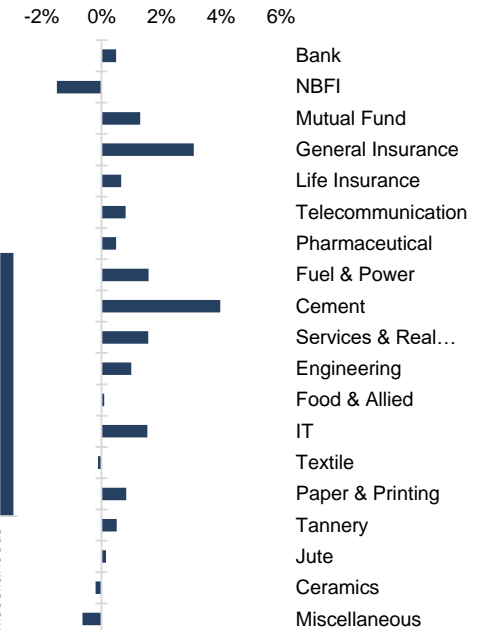
	Advanced	Declined	Unchanged	Total
All Category	168	64	115	347
A Category (Equity)	138	33	85	256
B Category (Equity)	17	18	20	55
N Category (Equity)	5	2	0	7
Z Category (Equity)	8	11	10	29
Mutual Funds	21	1	15	37
Corporate Bonds	0	1	1	2

		Today	Last Day	Daily %Δ
Mcap	Mn BDT	4,669,555	4,640,581	+0.6%
	Mn USD	54,962	54,621	
Turnover	Mn BDT	7,460	5,304	+40.7%
	Mn USD	88	62	
Volume	Mn Shares	193	127	+51.7%
No. of Trade		142,202	105,003	+35.4%

**Figure: Sectorial Turnover (BDT Mn)**



**Figure: Sectorial Mcap Change**



Market PE 19.0x  
Market PB 1.9x

**Md. Rafiqul Islam** Research Associate (880) 1708805229 mrafiquislam@bracepl.com  
**Md Mahirul Quddus** Research Associate (880) 1709636546 mmahirul.quddus@bracepl.com

Sector Index	Closing	Opening	Points Δ	%Δ	No. of Companies	Mcap (BDT Mn)	% of Total Mcap	Turnover (BDT Mn)	% of Total Turnover	PE	PB	Top Twenty Market Cap	Mcap (BDT Mn)	% of Total Mcap	Turnover (BDT Mn)	PE	PB
Bank	1,301	1,294	+6.41	+0.50%	30	548,081	13.4%	273.7	3.8%	7.5x	0.7x	GP	457,482	11.2%	90.7	12.8x	12.3x
NBFI	1,970	2,000	-29.73	-1.49%	23	188,658	4.6%	731.5	10.2%	69.6x	3.2x	WALTONHIL	382,932	9.4%	128.2	50.1x	7.2x
Mutual Fund	860	849	+11.00	+1.29%	37	38,498	0.9%	96.2	1.3%	NM	0.8x	BATBC	274,878	6.7%	413.9	25.2x	7.4x
General Insurance	3,468	3,364	+104.01	+3.09%	37	87,796	2.1%	590.2	8.2%	18.3x	1.7x	ROBI	228,898	5.6%	584.1	NM	3.5x
Life Insurance	2,009	1,996	+13.26	+0.66%	12	55,056	1.3%	22.8	0.3%	NM	NM	SQRPHARMA	190,410	4.7%	159.8	13.4x	2.3x
Telecommunication	5,849	5,802	+46.74	+0.81%	3	713,473	17.4%	709.9	9.9%	19.3x	6.5x	UPGDCL	158,141	3.9%	34.6	19.5x	5.7x
Pharmaceutical	3,302	3,286	+16.09	+0.49%	31	604,701	14.8%	968.9	13.5%	20.9x	2.6x	RENATA	113,478	2.8%	3.9	25.6x	4.9x
Fuel & Power	1,634	1,608	+25.38	+1.58%	21	438,899	10.7%	837.3	11.7%	13.0x	1.4x	BXPHARMA	80,969	2.0%	221.1	20.2x	2.5x
Cement	1,480	1,423	+56.59	+3.98%	7	95,212	2.3%	326.9	4.5%	28.5x	2.3x	ICB	80,823	2.0%	6.3	29.9x	1.8x
Services & Real Estate	1,041	1,025	+16.01	+1.56%	8	41,961	1.0%	100.9	1.4%	NM	0.9x	BEXIMCO	74,925	1.8%	1,243.7	NM	1.2x
Engineering	4,220	4,178	+41.71	+1.00%	42	551,029	13.5%	384.9	5.4%	34.3x	2.7x	BERGERPBL	71,812	1.8%	11.8	29.1x	7.3x
Food & Allied	19,509	19,490	+18.91	+0.10%	20	369,284	9.0%	559.4	7.8%	32.4x	7.8x	MARICO	66,128	1.6%	13.0	22.0x	39.4x
IT	2,097	2,065	+31.76	+1.54%	11	24,817	0.6%	47.4	0.7%	24.9x	1.8x	LHBL	61,321	1.5%	273.2	29.7x	3.7x
Textile	1,029	1,030	-1.16	-0.11%	56	106,967	2.6%	130.1	1.8%	NM	0.7x	BRACBANK	57,941	1.4%	10.7	13.7x	1.3x
Paper & Printing	5,165	5,122	+42.56	+0.83%	4	14,762	0.4%	2.0	0.0%	61.8x	1.1x	SUMITPOWER	47,521	1.2%	390.4	8.7x	1.4x
Tannery	1,682	1,673	+8.50	+0.51%	6	18,369	0.4%	21.1	0.3%	NM	1.8x	ISLAMIBANK	41,860	1.0%	8.9	7.4x	0.7x
Jute	8,473	8,460	+12.66	+0.15%	3	2,045	0.0%	4.5	0.1%	NM	13.1x	UNILEVERCL	38,820	0.9%	18.2	42.1x	27.5x
Ceramics	445	446	-0.87	-0.20%	5	23,096	0.6%	33.8	0.5%	58.6x	1.5x	DUTCHBANGL	34,155	0.8%	1.7	7.5x	1.1x
Miscellaneous	3,089	3,109	-19.60	-0.63%	13	170,224	4.2%	1,342.7	18.7%	52.3x	1.8x	OLYMPIC	33,550	0.8%	25.7	16.4x	4.1x
												TITASGAS	32,644	0.8%	11.3	9.6x	0.5x

Top Ten Gainers	Close Price (BDT)	Δ%	Turnover (BDT Mn)	PE	PB
ARAMITCEM	25.4	+10.0%	6.2	NM	1.0x
ORIONPHARM	50.4	+9.8%	231.8	18.5x	0.7x
EGEN	24.7	+9.8%	0.6	24.1x	1.2x
EIL	26.6	+9.5%	32.6	22.8x	1.7x
VAMLRBBF	9.4	+9.3%	3.4	NM	1.0x
SUMITPOWER	44.5	+7.5%	390.4	8.7x	1.4x
UNITEDINS	46.0	+6.2%	3.7	19.7x	1.3x
GLOBALINS	32.8	+6.1%	24.9	23.9x	2.6x
PURABIGEN	26.3	+6.0%	17.6	22.8x	2.0x
LHBL	52.8	+5.6%	273.2	29.7x	3.7x

Top Ten Losers	Close Price (BDT)	Δ%	Turnover (BDT Mn)	PE	PB
PREMIERLEA	6.8	-5.6%	3.7	34.3x	0.4x
CNATEX	1.9	-5.0%	1.5	NM	0.1x
IDLC	64.4	-4.7%	50.3	12.1x	1.7x
MIRACLEIND	30.2	-4.1%	35.2	NM	0.8x
LANKABAFIN	34.9	-4.1%	512.0	26.4x	2.0x
BAYLEASING	23.7	-4.0%	9.6	12.8x	1.1x
UNIONCAP	7.2	-4.0%	4.5	NM	1.6x
DELTASPINN	7.4	-3.9%	14.5	19.2x	0.5x
IPDC	25.1	-3.8%	8.4	13.5x	1.6x
PADMALIFE	18.5	-3.6%	0.5	NM	NM

Top Twenty Free Float Mcap	Free Float Mcap (BDT Mn)	% of Total Free Float Mcap	PE	PB
SQRPHARMA	124,585	8.7%	13.4x	2.3x
BATBC	72,705	5.1%	25.2x	7.4x
BXPHARMA	56,533	4.0%	20.2x	2.5x
RENATA	55,400	3.9%	25.6x	4.9x
BEXIMCO	52,036	3.6%	NM	1.2x
GP	45,748	3.2%	12.8x	12.3x
BRACBANK	31,147	2.2%	13.7x	1.3x
ROBI	22,775	1.6%	NM	3.5x
LHBL	21,658	1.5%	29.7x	3.7x
ISLAMIBANK	20,378	1.4%	7.4x	0.7x
OLYMPIC	20,351	1.4%	16.4x	4.1x
EBL	19,668	1.4%	6.1x	1.0x
SUMITPOWER	17,483	1.2%	8.7x	1.4x
CITYBANK	17,191	1.2%	8.3x	0.9x
PUBALIBANK	16,978	1.2%	10.4x	0.7x
BEACONPHAR	16,509	1.2%	39.1x	4.9x
NBL	15,872	1.1%	6.4x	0.4x
UPGDCL	15,814	1.1%	19.5x	5.7x
IFIC	12,785	0.9%	10.8x	0.7x
ALARABANK	12,690	0.9%	6.0x	1.0x

Most Traded Share	Close Price (BDT)	Δ%	Turnover (BDT Mn)	PE	PB
BEXIMCO	85.5	-0.7%	1,243.7	NM	1.2x
ROBI	43.7	+4.0%	584.1	NM	3.5x
LANKABAFIN	34.9	-4.1%	512.0	26.4x	2.0x
BATBC	1,527.1	+0.3%	413.9	25.2x	7.4x
SUMITPOWER	44.5	+7.5%	390.4	8.7x	1.4x
LHBL	52.8	+5.6%	273.2	29.7x	3.7x
ORIONPHARM	50.4	+9.8%	231.8	18.5x	0.7x
BXPHARMA	181.5	+0.7%	221.1	20.2x	2.5x
SQRPHARMA	214.8	+0.3%	159.8	13.4x	2.3x
WALTONHIL	1,264.1	+1.1%	128.2	50.1x	7.2x

Block Trade	Maximum Price (BDT)	Minimum Price (BDT)	Turnover (BDT Mn)	Quantity ('000)	No. of
AMANFEED	32.8	32.8	0.9	26	1
BBSCABLES	51.0	51.0	1.0	20	1
BDTHAI	26.5	26.5	1.2	44	1
BSC	43.9	43.9	2.4	56	2
CENTRALINS	57.0	50.0	28.2	531	8
CONFIDCEM	104.1	104.1	1.2	11	1
DSSL	11.6	11.6	2.1	180	1
GBBPOWER	24.6	24.6	0.8	35	1
GENEXIL	50.0	50.0	3.8	75	3
KAY&QUE	207.4	207.4	0.5	2	1

Block Trade	Maximum Price (BDT)	Minimum Price (BDT)	Turnover (BDT Mn)	Quantity ('000)	No. of Trade
KOHINOOR	432.0	432.0	1.7	4	2
KPCL	45.3	45.3	1.8	40	1
MJLBD	80.0	80.0	1.4	17	1
NCCBLMF1	8.4	8.4	0.5	60	1
NLTUBES	97.0	97.0	1.6	17	1
PRIMEBANK	14.3	13.8	145.1	10,150	2
PROGRESLIF	103.2	100.0	15.6	151	6
PTL	48.9	48.9	0.7	15	1
SAMATALETH	100.0	100.0	0.5	5	1
SQURPHARMA	215.5	214.9	17.2	80	4
STANDARINS	40.4	40.4	0.8	20	1
UNILEVERCL	3,200.0	3,200.0	46.5	15	1
ZAHINTEX	6.0	6.0	0.8	131	1
<b>Total</b>			<b>276.0</b>		<b>43</b>

#### Upcoming Corporate Events

DSE Ticker	Right Share	Dividend		Event	Date
		Stock	Cash		
RAKCERAMIC	-	0.0%	10.0%	Record Date	25-Feb-21
INTECH	-	0.0%	1.0%	Record Date	28-Feb-21
BSRMSTEEL	-	0.0%	10.0%	Record Date	28-Feb-21
BSRMLTD	-	0.0%	10.0%	Record Date	28-Feb-21

#### Upcoming IPOs

Company Name	Event	Opening Date	Closing Date
Baraka Patenga Power	Bidding	22-02-21	25-02-21
Index Agro Industries	Subscription	22-02-21	28-02-21

**Disclaimer:** This report has been prepared by BRAC EPL Stock Brokerage Ltd and is provided for information purposes. It is not, under any circumstances, to be used or considered as an offer to sell, or a solicitation of any offer to buy. Reasonable care has been taken to ensure that the information is not untrue and misleading. BRAC EPL Stock Brokerage Ltd makes no representation or warranty as to the accuracy or completeness of such information. All opinions and estimates included in this report constitute our judgment as of this date and are subject to change without notice.