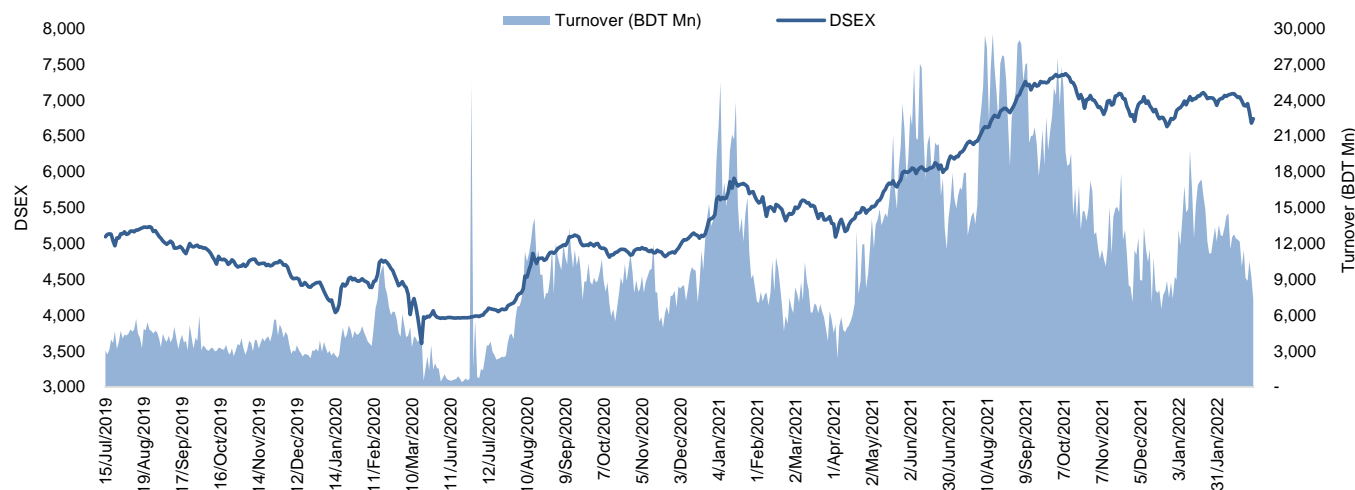


The market closed in green today. The benchmark index DSEX (+0.95%) gained 63.31 points and closed at 6,739.45. The blue-chip index DS30 (+0.59%), the Shariah-based index DSES (+0.58%), and the large-cap index CDSET (+0.46%) closed at 2,482.36, 1,453.48, and 1,346.76 points, respectively. All the large-cap sectors posted positive performance today. NBFi booked the highest gain of 1.30% followed by Bank (+1.26%), Fuel & Power (+1.20%), Engineering (+1.05%), Food & Allied (+0.90%), Pharmaceutical (+0.33%), and Telecommunication (+0.13%), respectively. Block trades contributed 0.6% of the overall market turnover. Bangladesh Export Import Company Ltd. (+0.1%) was the most traded share with a turnover of BDT 555 million.

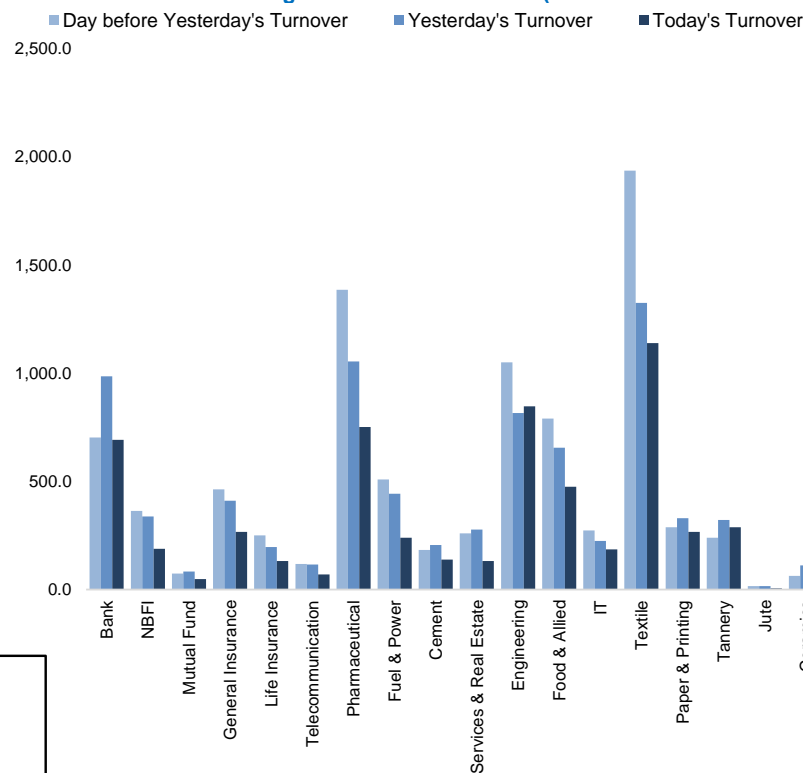


Index	Closing	Opening	Point Δ	%Δ	YTD %Δ
DSEX	6,739.45	6,676.14	+63.31	+0.95%	-0.3%
DS30	2,482.36	2,467.90	+14.46	+0.59%	-2.0%
DSES	1,453.48	1,445.14	+8.34	+0.58%	+1.6%
CDSET	1,346.76	1,340.63	+6.13	+0.46%	-0.9%

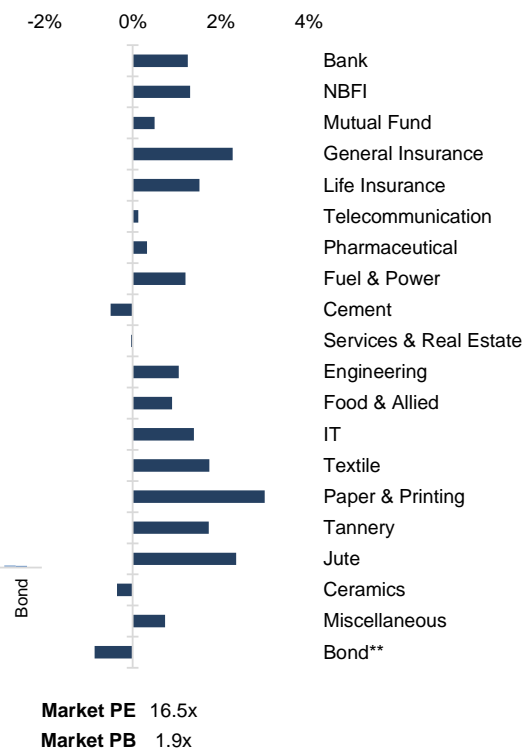
	Advanced	Declined	Unchanged	Total
<b>All Category</b>	314	36	27	377
<b>A Category (Equity)</b>	214	28	20	262
<b>B Category (Equity)</b>	69	8	6	83
<b>N Category (Equity)</b>	6	0	1	7
<b>Z Category (Equity)</b>	25	0	0	25
<b>Mutual Funds</b>	16	5	14	35
<b>Corporate Bonds</b>	2	1	2	5

		Today	Last Day	Daily %Δ
<b>Mcap</b>	Mn BDT	5,437,192	5,396,872	+0.7%
	Mn USD	63,223	62,754	
<b>Turnover</b>	Mn BDT	7,300	9,163	-20.3%
	Mn USD	85	107	
<b>Volume</b>	Mn Shares	188	257	-27.0%
<b>No. of Trade</b>		163,311	217,381	-24.9%

**Figure: Sectorial Turnover (BDT)**



**Figure: Sectorial Mcap Change**



<b>Fahim Hassan</b> Research Associate (880) 1709636546 fahim.hassan@bracepl.com	<b>Md. Mahmudul Hasan</b> Junior Research Associate (880) 1708805201 mmahmudul.hasan@bracepl.com
---	---

Sector Index	Closing	Opening	Points Δ	%Δ	No. of Companies	Mcap (BDT Mn)	% of Total Mcap	Turnover (BDT Mn)	% of Total Turnover	PE	PB	Top Twenty Market Cap	Mcap (BDT Mn)	% of Total Mcap	Turnover (BDT Mn)	PE	PB
Bank	1,561	1,542	+19.37	+1.26%	33	722,911	14.9%	690.9	9.9%	7.9x	0.8x	GP	459,102	9.5%	33.2	13.4x	9.2x
NBFI	2,164	2,136	+27.83	+1.30%	23	210,761	4.4%	188.5	2.7%	NM	3.8x	WALTONHIL	335,402	6.9%	8.6	23.2x	3.6x
Mutual Fund	864	860	+4.26	+0.50%	37	39,791	0.8%	48.7	0.7%	NM	0.8x	BATBC	331,614	6.9%	161.7	22.2x	9.0x
General Insurance	4,083	3,992	+90.67	+2.27%	40	119,619	2.5%	266.6	3.8%	19.0x	2.0x	SQURPHARMA	194,221	4.0%	100.2	10.9x	2.0x
Life Insurance	2,619	2,580	+39.21	+1.52%	13	73,921	1.5%	131.8	1.9%	NM	NM	ROBI	186,470	3.9%	28.0	81.2x	2.8x
Telecommunication	5,759	5,752	+7.21	+0.13%	3	680,071	14.1%	70.4	1.0%	17.6x	5.4x	UPGDCL	146,315	3.0%	8.6	11.9x	4.9x
Pharmaceutical	3,914	3,902	+12.83	+0.33%	32	730,027	15.1%	751.3	10.7%	18.2x	2.7x	RENATA	145,825	3.0%	35.4	27.0x	5.4x
Fuel & Power	1,845	1,823	+21.84	+1.20%	23	481,124	9.9%	240.0	3.4%	11.8x	1.2x	BEXIMCO	129,345	2.7%	555.4	10.3x	1.8x
Cement	2,532	2,545	-12.81	-0.50%	7	124,816	2.6%	137.8	2.0%	18.6x	2.6x	ICB	91,621	1.9%	10.1	47.6x	2.0x
Services & Real Estate	1,435	1,435	-0.52	-0.04%	8	54,732	1.1%	131.4	1.9%	NM	1.1x	BXPHARMA	83,200	1.7%	108.7	13.7x	2.2x
Engineering	4,759	4,709	+49.25	+1.05%	42	556,576	11.5%	846.1	12.1%	18.8x	2.0x	BERGERPBL	82,928	1.7%	1.7	27.4x	7.5x
Food & Allied	24,872	24,651	+221.38	+0.90%	21	439,753	9.1%	474.8	6.8%	27.5x	9.5x	LHBL	79,786	1.6%	94.1	20.6x	4.0x
IT	3,129	3,086	+43.05	+1.40%	11	38,172	0.8%	185.6	2.7%	30.5x	2.7x	MARICO	75,581	1.6%	14.7	21.9x	29.2x
Textile	1,621	1,594	+27.81	+1.75%	58	174,942	3.6%	1,138.2	16.3%	29.8x	1.1x	BRACBANK	75,177	1.6%	141.3	13.1x	1.5x
Paper & Printing	9,080	8,816	+264.44	+3.00%	6	32,712	0.7%	266.2	3.8%	NM	2.2x	ISLAMIBANK	52,486	1.1%	58.8	9.8x	0.8x
Tannery	3,743	3,679	+63.58	+1.73%	6	39,635	0.8%	288.2	4.1%	NM	3.9x	BEACONPHAR	51,906	1.1%	12.0	44.3x	9.3x
Jute	8,558	8,362	+196.42	+2.35%	3	1,985	0.0%	4.8	0.1%	NM	24.2x	DUTCHBANGL	47,501	1.0%	14.8	8.1x	1.3x
Ceramics	706	709	-2.49	-0.35%	5	31,591	0.7%	78.1	1.1%	30.9x	2.0x	POWERGRID	44,474	0.9%	40.6	12.8x	0.5x
Miscellaneous	4,619	4,585	+33.84	+0.74%	14	254,025	5.2%	1,061.3	15.2%	14.2x	2.3x	TITASGAS	40,756	0.8%	17.1	11.9x	0.6x
Bond**	89	90	-0.77	-0.86%	7	32,281	0.7%	1.2	0.0%	NM	NM	SUMITPOWER	40,579	0.8%	23.0	8.5x	1.2x

Top Ten Gainers	Close Price (BDT)	Δ%	Turnover (BDT Mn)	PE	PB	Top Twenty Free Float Mcap	Free Float Mcap (BDT Mn)	% of Total Free Float Mcap	PE	PB	Most Traded Share	Close Price (BDT)	Δ%	Turnover (BDT Mn)	PE	PB
MEGCONMILK	16.6	+9.9%	1.5	NM	NM	SQURPHARMA	127,079	7.0%	10.9x	2.0x	BEXIMCO	147.6	+0.1%	555.4	10.3x	1.8x
ALLTEX	25.7	+9.8%	24.3	NM	4.3x	BATBC	87,712	4.8%	22.2x	9.0x	BSC	122.0	+5.5%	444.9	10.8x	1.8x
IMAMBUTTON	31.4	+9.8%	1.8	NM	6.5x	BEXIMCO	86,208	4.7%	10.3x	1.8x	ANWARGALV	405.9	+1.5%	323.8	39.9x	17.6x
MEGHNAPE	21.6	+9.6%	2.2	NM	NM	RENATA	71,061	3.9%	27.0x	5.4x	FORTUNE	121.6	+2.0%	233.9	41.6x	8.0x
TAMIJTEX	268.8	+8.7%	34.9	57.8x	3.2x	BXPHARMA	58,090	3.2%	13.7x	2.2x	SONALIPAPR	747.2	+3.2%	177.2	66.1x	3.0x
CNATEX	10.2	+8.5%	36.8	NM	0.7x	GP	45,910	2.5%	13.4x	9.2x	BATBC	614.1	+1.0%	161.7	22.2x	9.0x
PREMIERBAN	15.8	+7.5%	104.5	4.6x	0.8x	BRACBANK	40,415	2.2%	13.1x	1.5x	PDL	13.9	-1.4%	154.8	NM	1.0x
ARAMITCEM	41.9	+7.4%	19.6	93.1x	1.5x	BEACONPHAR	36,334	2.0%	44.3x	9.3x	DSSL	20.1	+2.0%	147.3	16.0x	1.0x
MONOSPOOL	248.8	+7.3%	26.2	NM	6.1x	LHBL	28,181	1.5%	20.6x	4.0x	ORIONPHARM	103.2	+0.4%	141.6	25.8x	1.3x
PADMALIFE	46.9	+7.3%	18.4	NM	NM	ISLAMIBANK	25,550	1.4%	9.8x	0.8x	BRACBANK	54.0	+0.6%	141.3	13.1x	1.5x

Top Ten Losers	Close Price (BDT)	Δ%	Turnover (BDT Mn)	PE	PB	Block Trade	Maximum Price (BDT)	Minimum Price (BDT)	No. of Trade	Quantity ('000)	Turnover (BDT Mn)
CROWNCEMNT	71.2	-3.3%	3.7	15.8x	1.4x	BNICL	102.0	102.0	3.0	950	96.94
KTL	39.1	-2.7%	45.2	83.0x	2.3x	SONALIPAPR	730.0	675.0	3.0	61	43.95
SEMLIBLSF	8.3	-2.4%	0.9	NM	0.9x	RENATA	1,358.0	1,358.0	1.0	22	29.20
OLYMPIC	147.2	-2.3%	73.7	17.5x	3.3x	IBNSINA	290.0	290.0	1.0	100	29.00
ICBAGRANI1	8.8	-2.2%	0.6	NM	1.2x	GENEXIL	136.5	136.5	2.0	183	24.98
AFTABAUTO	26.3	-1.9%	6.6	NM	0.5x	RANFOUNDRY	205.0	200.0	4.0	69	14.21
ABB1STMF	5.3	-1.9%	2.5	NM	0.6x	SINGERBD	156.8	156.8	1.0	56	8.73
PENINSULA	38.5	-1.5%	82.9	61.1x	1.3x	FORTUNE	122.3	110.0	2.0	55	6.12
PDL	13.9	-1.4%	154.8	NM	1.0x	GEMINISEA	400.0	400.0	1.0	15	6.00
ICBSONAL1	7.8	-1.3%	0.5	NM	1.2x	ORIONPHARM	102.0	101.0	3.0	51	5.14

\*NBFI Sector PE calculation methodology has been modified to reflect positive earnings only.

\*\* The base of the Bond index starts at 100, starting from Jan 13, 2022

Block Trade	Maximum Price (BDT)	Minimum Price (BDT)	Turnover (BDT Mn)	Quantity ('000)	No. of Trade
BNICL	102.0	102.0	96.9	950	3
SONALIPAPR	730.0	675.0	44.0	61	3
RENATA	1,358.0	1,358.0	29.2	22	1
IBNSINA	290.0	290.0	29.0	100	1
GENEXIL	136.5	136.5	25.0	183	2
RANFOUNDRY	205.0	200.0	14.2	69	4
SINGERBD	156.8	156.8	8.7	56	1
FORTUNE	122.3	110.0	6.1	55	2
GEMINISEA	400.0	400.0	6.0	15	1
ORIONPHARM	102.0	101.0	5.1	51	3
SALVOCHEM	60.5	57.7	4.6	78	3
PEOPLESINS	63.0	63.0	4.4	70	1
PHARMAID	735.0	735.0	3.7	5	1
STANCERAM	166.0	166.0	3.6	22	1
BDLAMPS	280.0	280.0	2.8	10	1
IFIC	16.9	15.8	2.6	160	2
AMANFEED	53.2	53.2	2.4	46	3
LHBL	75.2	75.2	2.4	32	4
RDFOOD	58.9	58.9	1.2	20	1
JMISMDL	348.0	348.0	1.1	3	1
SHAHJABANK	22.8	22.8	1.0	45	1
AOL	41.0	41.0	0.8	20	1
<b>Total</b>			<b>298.5</b>		<b>47</b>

**Important DSE News**

**BARKAPOWER**

Mr. Md. Ahsanul Kabir, one of the Directors of the Company and Fusion Holdings (Pvt.) Limited another Corporate Director of the company have further informed that they have completed their selling and buying of 6,60,000 shares of the company at prevailing market price through Dhaka Stock Exchange as per declaration disseminated on 22.02.2022.

**RENATA**

The Company has informed that it has got permission from Bangladesh Bank to remit USD 2,000,000.00 from its Exporters' Retention Quota (ERQ) account to Renata Pharmaceuticals (Ireland) Limited and USD 5,000,000.00 from its ERQ account to Renata (UK) Limited as paid up capital.

**NORTHRNINS**

The Company has informed that the Board of Directors has appointed Mr. Chowdhury Golam Faruque, as the Managing Director & CEO of the Company with effect from January 20, 2022. The Insurance Development and Regulatory Authority (IDRA) has approved his appointment.

**Upcoming Corporate Events**

DSE Ticker	Right Share	Dividend		Event	Date
		Stock	Cash		
NCCBL Mutual Fund-1	-	0.0%	12.0%	Record Date	1-Mar-22
Intraco Refueling Station Limited	-	8.0%	0.0%	Record Date	1-Mar-22
Quasem Industries Ltd.	-	10.0%	0.0%	Record Date	1-Mar-22
Associated Oxygen Limited	-	7.0%	0.0%	Record Date	2-Mar-22
British American Tobacco Bangladesh Company Limited	-	0.0%	150.0%	Record Date	3-Mar-22
Vanguard AML Rupali Bank Balanced Fund	-	0.0%	10.0%	Record Date	6-Mar-22
Reliance Insurance Ltd.	-	0.0%	25.0%	Record Date	7-Mar-22
IDLC Finance Ltd.	-	5.0%	15.0%	Record Date	8-Mar-22
Green Delta Insurance Ltd.	-	0.0%	30.0%	Record Date	8-Mar-22
Bangladesh Finance Limited	-	6.0%	6.0%	Record Date	9-Mar-22
Nitol Insurance Co. Ltd.	-	0.0%	12.5%	Record Date	15-Mar-22

**Disclaimer:** This report has been prepared by BRAC EPL Stock Brokerage Ltd and is provided for information purposes. It is not, under any circumstances, to be used or considered as an offer to sell, or a solicitation of any offer to buy. Reasonable care has been taken to ensure that the information is not untrue and misleading. BRAC EPL Stock Brokerage Ltd makes no representation or warranty as to the accuracy or completeness of such information. All opinions and estimates included in this report constitute our judgment as of this date and are subject to change without notice.