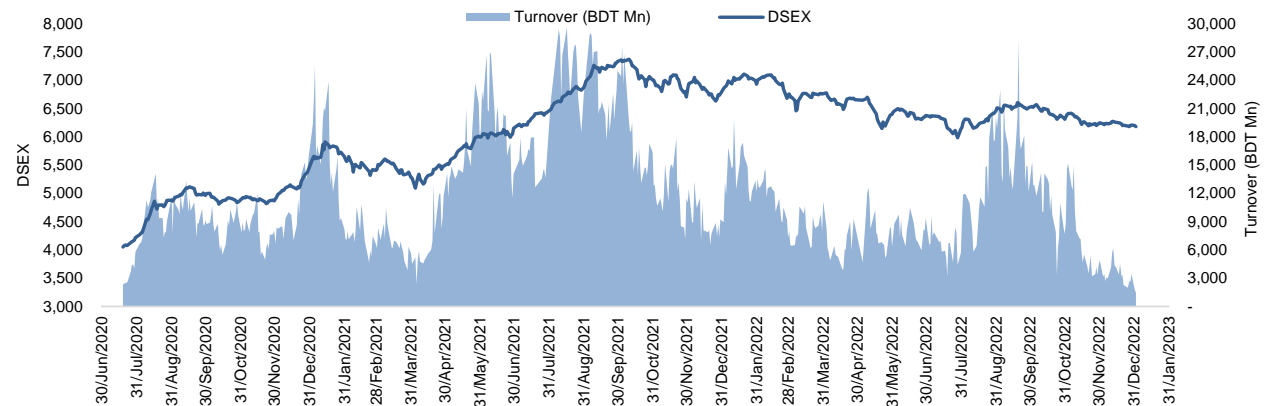


Daily Market Update

The market closed in red today. The benchmark index DSEX (-0.28%) lost 17.49 points and closed at 6,177.88. The blue-chip index DS30 (-0.10%), the Shariah-based index DSES (-0.34%), and the large-cap index CDSET (-0.07%) closed at 2,191.43, 1,351.02, and 1,213.32 points, respectively. Most of the large-cap sectors posted negative performance today. Pharmaceutical experienced the highest loss of 0.41% followed by Food & Allied (-0.15%), Engineering (-0.14%), Fuel & Power (-0.06%), NBF1 (-0.01%), Telecommunication (0.00%), and Bank (+0.05%), respectively. Block trades contributed 18.5% of the overall market turnover. Orion Pharma Ltd. (-1.6%) was the most traded share with a turnover of BDT 99 million.



Index	Closing	Opening	Point Δ	%Δ	YTD %Δ
DSEX	6,177.88	6,195.37	-17.49	-0.28%	-0.5%
DS30	2,191.43	2,193.60	-2.17	-0.10%	-0.2%
DSES	1,351.02	1,355.59	-4.57	-0.34%	-0.6%
CDSET	1,213.32	1,214.16	-0.84	-0.07%	-0.1%

	Advanced	Declined	Unchanged	Total
All Category	7	159	164	330
A Category (Equity)	3	92	123	218
B Category (Equity)	1	53	33	87
N Category (Equity)	1	5	3	9
Z Category (Equity)	2	9	5	16
Mutual Funds	0	4	19	23
Corporate Bonds	0	1	0	1
Treasury Bonds	0	0	0	0

* Based on Traded Scrips

		Today	Last Day	Daily %Δ
Mcap	Mn BDT	7,593,018	7,602,649	-0.1%
	Mn USD	70,963	71,053	
Turnover	Mn BDT	1,465	1,784	-17.9%
	Mn USD	14	17	
Volume	Mn Shares	20	27	-25.3%
No. of Trade		42,596	55,990	-23.9%

* Average Interbank Exchange Rate is BDT 107.00 as of Jan 01, 2023

Fahim Hassan Research Associate (880) 1709636546 fahim.hassan@bracepl.com	Md. Tanvir Ahmed Research Associate (880) 1708805201 mtanvir.ahmed@bracepl.com
---	--

Figure: Sectorial Turnover (BDT Mn)

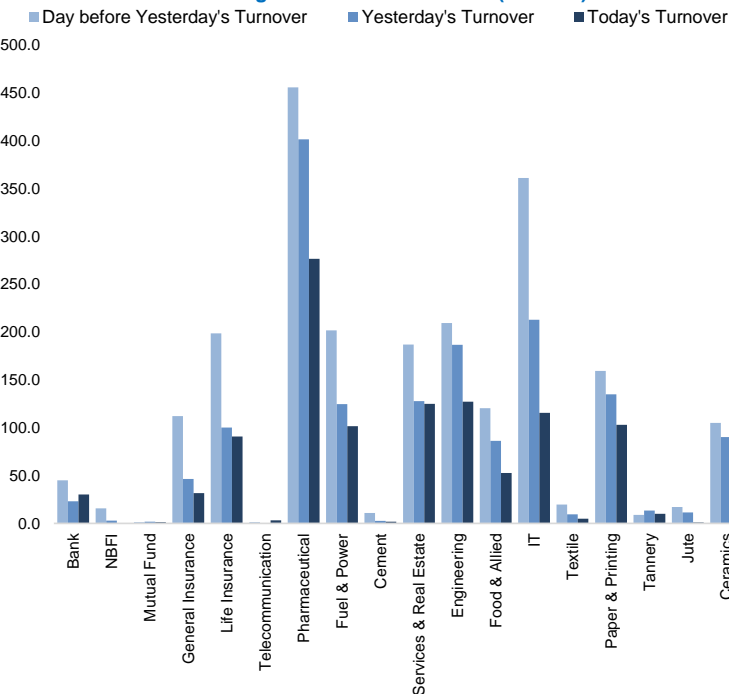
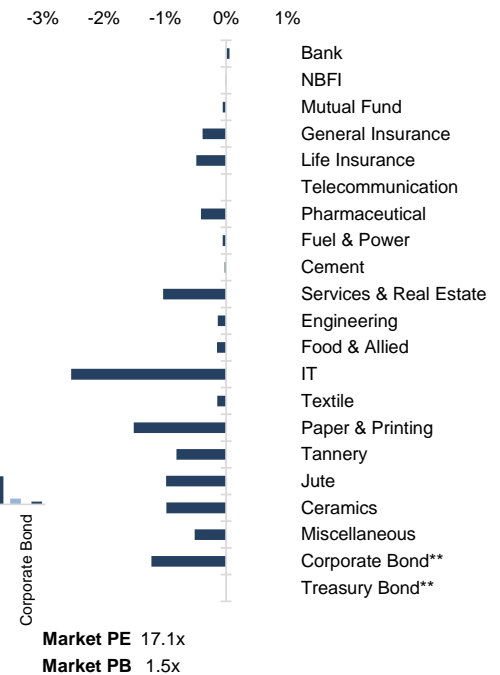


Figure: Sectorial Mcap Change



Market PE 17.1x

Market PB 1.5x

Sector Index	Closing	Opening	Points Δ	%Δ	No. of Companies	Mcap (BDT Mn)	% of Total Mcap	Turnover (BDT Mn)	% of Total Turnover	PE	PB	Top Twenty Market Cap	Mcap (BDT Mn)	% of Total Mcap	Turnover (BDT Mn)	PE	PB
Bank	1,430	1,429	+0.77	+0.05%	34	667,880	8.8%	30.3	2.5%	7.8x	0.7x	GP	386,996	8.7%	3.0	11.2x	9.1x
NBFI	1,927	1,927	-0.15	-0.01%	23	187,987	2.5%	0.5	0.0%	NM	4.5x	WALTONHIL	317,378	7.1%	0.1	35.7x	3.3x
Mutual Fund	851	852	-0.46	-0.05%	37	38,491	0.5%	1.3	0.1%	NM	0.8x	BATBC	280,098	6.3%	0.7	16.8x	6.7x
General Insurance	3,154	3,166	-12.16	-0.38%	42	92,054	1.2%	31.7	2.7%	15.4x	1.5x	SQURPHARMA	185,977	4.2%	9.6	10.0x	1.7x
Life Insurance	2,477	2,489	-12.12	-0.49%	14	69,469	0.9%	90.7	7.6%	NM	NM	ROBI	157,138	3.5%	0.1	NM	2.4x
Telecommunication	4,946	4,946	-	-	3	580,232	7.6%	3.1	0.3%	15.4x	4.9x	RENATA	139,689	3.1%	0.1	28.1x	4.6x
Pharmaceutical	3,730	3,745	-15.46	-0.41%	34	723,506	9.5%	276.5	23.2%	18.5x	2.4x	UPGDCL	135,475	3.0%	0.0	13.6x	3.8x
Fuel & Power	1,693	1,694	-0.95	-0.06%	23	446,307	5.9%	101.5	8.5%	14.4x	1.1x	BEXIMCO	101,302	2.3%	0.0	8.2x	1.2x
Cement	2,319	2,320	-0.52	-0.02%	7	111,393	1.5%	1.7	0.1%	33.5x	2.5x	BERGERPBL	79,408	1.8%	0.3	25.8x	6.9x
Services & Real Estate	1,737	1,755	-18.08	-1.03%	8	68,621	0.9%	125.0	10.5%	38.8x	0.9x	MARICO	76,277	1.7%	0.4	21.3x	44.9x
Engineering	4,492	4,498	-6.12	-0.14%	42	527,243	6.9%	127.2	10.7%	38.6x	1.8x	ICB	74,119	1.7%	0.0	68.1x	1.6x
Food & Allied	21,171	21,202	-31.21	-0.15%	21	377,237	5.0%	52.7	4.4%	21.4x	7.4x	BXPBARMA	65,222	1.5%	2.4	12.8x	1.6x
IT	2,863	2,937	-74.39	-2.53%	11	37,320	0.5%	115.6	9.7%	26.6x	2.5x	BEACONPHAR	64,980	1.5%	7.9	79.9x	10.5x
Textile	1,617	1,620	-2.37	-0.15%	58	170,123	2.2%	4.9	0.4%	30.9x	1.0x	BRACBANK	57,619	1.3%	0.0	10.9x	1.0x
Paper & Printing	10,110	10,265	-154.89	-1.51%	6	38,952	0.5%	103.0	8.6%	43.8x	2.0x	ISLAMIBANK	53,774	1.2%	1.9	11.0x	0.8x
Tannery	3,062	3,087	-25.06	-0.81%	6	32,339	0.4%	10.1	0.8%	39.3x	3.0x	DUTCHBANGL	43,554	1.0%	0.1	7.4x	1.1x
Jute	14,560	14,704	-144.37	-0.98%	3	3,562	0.0%	1.0	0.1%	NM	125.7x	TITASGAS	40,459	0.9%	0.1	14.2x	0.5x
Ceramics	699	706	-6.88	-0.98%	5	32,332	0.4%	84.9	7.1%	33.8x	1.9x	POWERGRID	37,347	0.8%	0.0	38.5x	0.4x
Miscellaneous	4,045	4,066	-20.85	-0.51%	14	218,013	2.9%	29.4	2.5%	12.2x	1.8x	SUMITPOWER	36,308	0.8%	0.0	10.0x	0.9x
Corporate Bond**	88	89	-1.09	-1.22%	9	36,390	0.5%	3.0	0.3%	NM	NM	BSCCL	36,098	0.8%	0.0	14.9x	3.4x
Treasury Bond**	98	98	+0.00	+0.00%	252	3,135,967	41.3%	0.0	0.0%	NM	NM						

Top Ten Gainers	Close Price (BDT)	Δ%	Turnover (BDT Mn)	PE	PB
ICICL	33.9	+9.7%	0.2	37.5x	2.1x
BDWELDING	27.7	+1.1%	5.5	NM	2.4x
SHAHJABANK	19.0	+1.1%	1.3	5.6x	0.9x
ONEBANKLTD	10.3	+1.0%	6.3	24.4x	0.5x
DULAMIACOT	72.9	+0.8%	0.0	57.4x	NM
BGIC	63.0	+0.3%	9.2	39.4x	3.2x
ISLAMIBANK	33.4	+0.3%	1.9	11.0x	1x
ABBANK	9.9	+0.0%	0.1	10.6x	0.3x
ALARABANK	23.6	+0.0%	0.1	14.6x	1.1x
BANKASIA	20.2	+0.0%	0.0	7.6x	0.8x

Top Twenty Free Float Mcap	Free Float Mcap (BDT Mn)	% of Total Free Float Mcap	PE	PB
SQURPHARMA	121,685	7.3%	10.0x	1.7x
BATBC	74,086	4.4%	16.8x	6.7x
BEXIMCO	70,355	4.2%	8.2x	1.2x
RENATA	68,196	4.1%	28.1x	4.6x
BXPBARMA	45,538	2.7%	12.8x	1.6x
BEACONPHAR	45,486	2.7%	79.9x	10.5x
GP	38,700	2.3%	11.2x	9.1x
BRACBANK	30,976	1.9%	10.9x	1.0x
LHBL	26,581	1.6%	18.4x	4.1x
ISLAMIBANK	24,155	1.4%	11.0x	0.8x
NBL	19,116	1.1%	NM	0.6x

Most Traded Share	Close Price (BDT)	Δ%	Turnover (BDT Mn)	PE	PB
ORIONPHARM	79.6	-1.6%	98.9	19.7x	0.9x
MONNOCERA	116.0	-6.6%	83.9	NM	1.4x
INTRACO	38.1	-4.5%	79.8	30.9x	3.0x
ANWARGALV	213.3	-5.5%	79.2	48.7x	17.9x
ORIONINFU	491.0	-7.5%	79.0	NM	33.2x
SEAPEARL	183.1	-0.5%	68.6	67.8x	14.1x
BPML	71.3	-3.0%	66.7	19.1x	0.9x
CLICL	60.3	-0.8%	57.8	NM	NM
GENEXIL	77.0	-2.0%	46.0	22.3x	4.3x
MONOSPOOL	258.0	-7.1%	34.3	38.5x	5.6x

Top Ten Losers	Close Price (BDT)	Δ%	Turnover (BDT Mn)	PE	PB
ORIONINFU	491.0	-7.5%	79.0	NM	33.2x
MONOSPOOL	258.0	-7.1%	34.3	38.5x	6x
MONNOCERA	116.0	-6.6%	83.9	NM	1.4x
KOHINOOR	431.2	-5.7%	5.0	39.8x	7.9x
ANWARGALV	213.3	-5.5%	79.2	48.7x	17.9x
ADNTEL	104.9	-5.2%	28.2	35.3x	3.7x
GEMINISEA	341.7	-4.6%	25.3	24.9x	18.6x
INTRACO	38.1	-4.5%	79.8	30.9x	3.0x
AAMRATECH	37.3	-4.4%	8.9	23.9x	1.6x
AAMRANET	48.2	-4.2%	25.4	21.0x	1.3x

Top Twenty Free Float Mcap	Free Float Mcap (BDT Mn)	% of Total Free Float Mcap	PE	PB
PUBALIBANK	18,666	1.1%	5.5x	0.6x
CITYBANK	17,615	1.1%	4.5x	0.8x
ROBI	15,714	0.9%	NM	2.4x
ALARABANK	14,609	0.9%	14.6x	1.1x
OLYMPIC	14,566	0.9%	19.1x	2.4x
BSRMLTD	14,417	0.9%	62.6x	0.7x
UPGDCL	13,547	0.8%	13.6x	3.8x
SUMITPOWER	13,358	0.8%	10.0x	0.9x
PRIMEBANK	13,255	0.8%	6.3x	0.7x

Block Trade	Maximum Price (BDT)	Minimum Price (BDT)	No. of Trade	Quantity ('000)	Turnover (BDT Mn)
ORIONINFU	569.0	495.0	7.0	254	129.17
SQURPHARMA	206.9	203.1	41.0	172	35.01
FORTUNE	83.1	68.2	5.0	358	26.83
BRACBANK	34.7	34.7	2.0	297	10.31
GP	266.5	264.1	14.0	39	10.22
INTRACO	43.0	38.0	2.0	200	8.10
RELIANCINS	57.0	57.0	1.0	131	7.47
PDL	11.3	11.3	1.0	428	4.84
SEAPEARL	189.8	174.9	3.0	22	4.08
ROBI	27.0	27.0	7.0	135	3.65

* NBFI Sector PE calculation methodology has been modified to reflect positive earnings only.
 ** The base of the Bond Index starts at 100, starting from Jan 13, 2022
 Similarly, Treasury Bond Index starts at 100, starting from Oct 10, 2022

Block Trade	Maximum Price (BDT)	Minimum Price (BDT)	Turnover (BDT Mn)	Quantity ('000)	No. of Trade	Important DSE News
ORIONINFU	569.0	495.0	129.2	254	7	MONOSPOOL Refer to their earlier news disseminated by DSE on 29.09.2022 regarding Dividend Declaration, the decision regarding raising of paid-up capital through issuance of 10% stock dividend for the year ended June 30, 2022 has been rejected by Bangladesh Securities and Exchange Commission vide letter no. BSEC/CI/CPLC(Public)-1053/2022/1127, dated January 01, 2023.
SQURPHARMA	206.9	203.1	35.0	172	41	
FORTUNE	83.1	68.2	26.8	358	5	EXCH DSE is pleased to announce that the inauguration Ceremony of Alternative Trading Board (ATB) of DSE will be held on January 04, 2023 at 10.00 AM. In this regard, the trading of shares of LankaBangla Securities Limited will commence at Alternative Trading Board (ATB) of DSE on the same day as the first company under ATB. Inauguration Ceremony of Alternative Trading Board of DSE): Trading Code and Company Code for LankaBangla Securities Limited at DSE will be "LBSL" and "59001" respectively under "STOCK BROKERS" sector. It is mentionable here that listing date of the Company was November 24, 2022.
BRACBANK	34.7	34.7	10.3	297	2	
GP	266.5	264.1	10.2	39	14	PAPERPROC Refer to their earlier news disseminated by DSE on 29.09.2022 regarding Dividend Declaration, the decision regarding raising of paid-up capital through issuance of 7% stock dividend for the year ended June 30, 2022 has been rejected by Bangladesh Securities and Exchange Commission vide letter no. BSEC/CI/CPLC(Public)-1054/2022/1109, dated December 28, 2022.
INTRACO	43.0	38.0	8.1	200	2	
RELIANCINS	57.0	57.0	7.5	131	1	PAPERPROC Refer to their earlier news disseminated by DSE on 29.09.2022 regarding Dividend Declaration, the decision regarding raising of paid-up capital through issuance of 7% stock dividend for the year ended June 30, 2022 has been rejected by Bangladesh Securities and Exchange Commission vide letter no. BSEC/CI/CPLC(Public)-1054/2022/1109, dated December 28, 2022.
PDL	11.3	11.3	4.8	428	1	
SEAPEARL	189.8	174.9	4.1	22	3	PAPERPROC Refer to their earlier news disseminated by DSE on 29.09.2022 regarding Dividend Declaration, the decision regarding raising of paid-up capital through issuance of 7% stock dividend for the year ended June 30, 2022 has been rejected by Bangladesh Securities and Exchange Commission vide letter no. BSEC/CI/CPLC(Public)-1054/2022/1109, dated December 28, 2022.
ROBI	27.0	27.0	3.6	135	7	
NAHEEACP	64.9	64.8	3.2	50	3	PAPERPROC Refer to their earlier news disseminated by DSE on 29.09.2022 regarding Dividend Declaration, the decision regarding raising of paid-up capital through issuance of 7% stock dividend for the year ended June 30, 2022 has been rejected by Bangladesh Securities and Exchange Commission vide letter no. BSEC/CI/CPLC(Public)-1054/2022/1109, dated December 28, 2022.
BATBC	479.8	479.8	3.2	7	5	
IFIC	12.6	10.5	2.3	198	2	PAPERPROC Refer to their earlier news disseminated by DSE on 29.09.2022 regarding Dividend Declaration, the decision regarding raising of paid-up capital through issuance of 7% stock dividend for the year ended June 30, 2022 has been rejected by Bangladesh Securities and Exchange Commission vide letter no. BSEC/CI/CPLC(Public)-1054/2022/1109, dated December 28, 2022.
LHBL	64.0	63.0	1.9	30	3	
IDLC	46.9	46.9	1.9	40	1	PAPERPROC Refer to their earlier news disseminated by DSE on 29.09.2022 regarding Dividend Declaration, the decision regarding raising of paid-up capital through issuance of 7% stock dividend for the year ended June 30, 2022 has been rejected by Bangladesh Securities and Exchange Commission vide letter no. BSEC/CI/CPLC(Public)-1054/2022/1109, dated December 28, 2022.
RENATA	1,209.5	1,142.0	1.9	2	2	
MALEKSPIN	24.4	24.4	1.1	46	2	PAPERPROC Refer to their earlier news disseminated by DSE on 29.09.2022 regarding Dividend Declaration, the decision regarding raising of paid-up capital through issuance of 7% stock dividend for the year ended June 30, 2022 has been rejected by Bangladesh Securities and Exchange Commission vide letter no. BSEC/CI/CPLC(Public)-1054/2022/1109, dated December 28, 2022.
DAFODILCOM	65.0	65.0	1.1	17	1	
ACMELAB	80.0	79.5	1.1	13	2	PAPERPROC Refer to their earlier news disseminated by DSE on 29.09.2022 regarding Dividend Declaration, the decision regarding raising of paid-up capital through issuance of 7% stock dividend for the year ended June 30, 2022 has been rejected by Bangladesh Securities and Exchange Commission vide letter no. BSEC/CI/CPLC(Public)-1054/2022/1109, dated December 28, 2022.
CLICL	60.2	60.2	1.0	17	1	
FAREASTLIF	68.0	67.5	1.0	15	2	PAPERPROC Refer to their earlier news disseminated by DSE on 29.09.2022 regarding Dividend Declaration, the decision regarding raising of paid-up capital through issuance of 7% stock dividend for the year ended June 30, 2022 has been rejected by Bangladesh Securities and Exchange Commission vide letter no. BSEC/CI/CPLC(Public)-1054/2022/1109, dated December 28, 2022.
SAIFPOWER	26.8	26.8	1.0	37	2	
Total			270.9		126	

Upcoming Corporate Events

DSE Ticker	Right Share	Dividend		Event	Date
		Stock	Cash		
Desh Garmants Ltd.	-	10.0%	0.0%	Record Date	3-Jan-23

Disclaimer: This report has been prepared by BRAC EPL Stock Brokerage Ltd and is provided for information purposes. It is not, under any circumstances, to be used or considered as an offer to sell, or a solicitation of any offer to buy. Reasonable care has been taken to ensure that the information is not untrue and misleading. BRAC EPL Stock Brokerage Ltd makes no representation or warranty as to the accuracy or completeness of such information. All opinions and estimates included in this report constitute our judgment as of this date and are subject to change without notice.