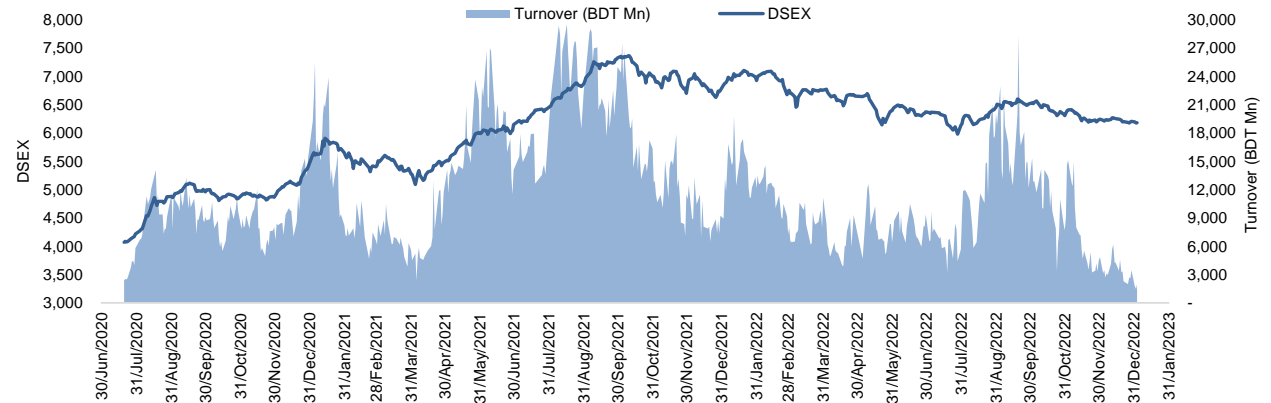


Daily Market Update

The market closed in green today. The benchmark index DSEX (+0.12%) gained 7.18 points and closed at 6,185.06. The blue-chip index DS30 (+0.03%), the Shariah-based index DSES (+0.09%), and the large-cap index CDSET (+0.02%) closed at 2,192.17, 1,352.23, and 1,213.61 points, respectively. Most of the large-cap sectors posted positive performance today. Bank booked the highest gain of 0.21% followed by Food & Allied (+0.07%), Fuel & Power (+0.03%), Engineering (+0.02%), Pharmaceutical (+0.01%), Telecommunication (0.00%), and NBF1 (-0.01%), respectively. Block trades contributed 16.9% of the overall market turnover. Orion Infusion Ltd. (-7.5%) was the most traded share with a turnover of BDT 255 million.



Index	Closing	Opening	Point Δ	%Δ	YTD %Δ
DSEX	6,185.06	6,177.88	+7.18	+0.12%	-0.4%
DS30	2,192.17	2,191.43	+0.73	+0.03%	-0.1%
DSES	1,352.23	1,351.02	+1.21	+0.09%	-0.5%
CDSET	1,213.61	1,213.32	+0.29	+0.02%	-0.1%

	Advanced	Declined	Unchanged	Total
All Category	44	118	170	332
A Category (Equity)	31	61	133	225
B Category (Equity)	9	44	32	85
N Category (Equity)	4	2	2	8
Z Category (Equity)	0	11	3	14
Mutual Funds	1	4	19	24
Corporate Bonds	2	0	1	3
Treasury Bonds	0	0	0	0

* Based on Traded Scrips

		Today	Last Day	Daily %Δ
Mcap	Mn BDT	7,600,660	7,593,018	+0.1%
	Mn USD	73,157	73,084	
Turnover	Mn BDT	1,989	1,465	+35.8%
	Mn USD	19	14	
Volume	Mn Shares	34	20	+68.0%
No. of Trade		56,843	42,596	+33.4%

* Average Interbank Exchange Rate is BDT 103.90 as of Jan 02, 2023

Fahim Hassan Research Associate (880) 1709636546 fahim.hassan@bracepl.com	Md. Tanvir Ahmed Research Associate (880) 1708805201 mtanvir.ahmed@bracepl.com
---	--

Figure: Sectorial Turnover (BDT Mn)

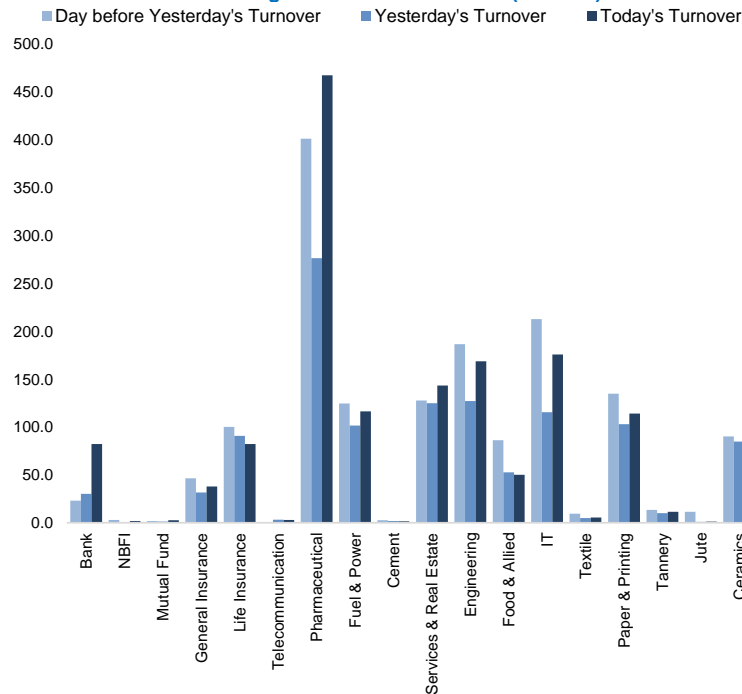
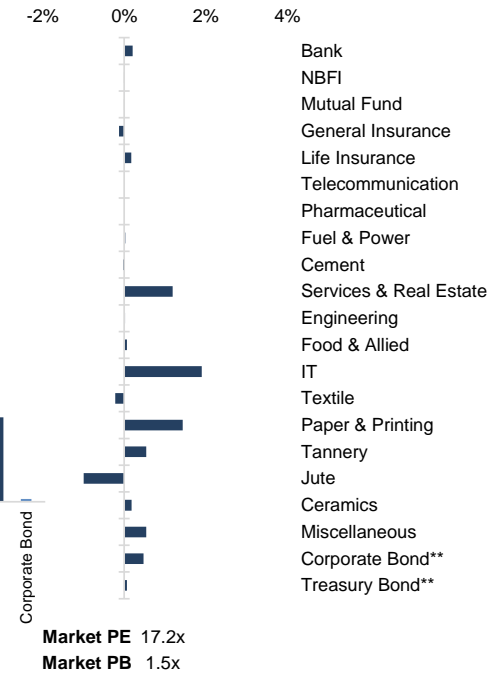


Figure: Sectorial Mcap Change



Market PE 17.2x

Market PB 1.5x

Sector Index	Closing	Opening	Points Δ	%Δ	No. of Companies	Mcap (BDT Mn)	% of Total Mcap	Turnover (BDT Mn)	% of Total Turnover	PE	PB	Top Twenty Market Cap	Mcap (BDT Mn)	% of Total Mcap	Turnover (BDT Mn)	PE	PB
Bank	1,433	1,430	+3.00	+0.21%	34	669,282	8.8%	82.2	5.0%	7.8x	0.7x	GP	386,996	8.7%	2.9	11.2x	9.1x
NBFI	1,927	1,927	-0.15	-0.01%	23	187,972	2.5%	1.7	0.1%	NM	4.5x	WALTONHIL	317,378	7.1%	0.3	35.7x	3.3x
Mutual Fund	851	851	-0.02	-0.00%	37	38,490	0.5%	2.7	0.2%	NM	0.8x	BATBC	280,098	6.3%	0.6	16.8x	6.7x
General Insurance	3,150	3,154	-3.90	-0.12%	42	91,940	1.2%	37.8	2.3%	15.4x	1.5x	SQURPHARMA	185,977	4.2%	7.9	10.0x	1.7x
Life Insurance	2,481	2,477	+4.33	+0.18%	14	69,591	0.9%	82.1	5.0%	NM	NM	ROBI	157,138	3.5%	0.1	NM	2.4x
Telecommunication	4,946	4,946	-	-	3	580,232	7.6%	3.0	0.2%	15.4x	4.9x	RENATA	139,689	3.1%	0.2	28.1x	4.6x
Pharmaceutical	3,730	3,730	+0.22	+0.01%	34	723,548	9.5%	467.5	28.3%	18.5x	2.4x	UPGDCL	135,475	3.0%	0.0	13.6x	3.8x
Fuel & Power	1,693	1,693	+0.47	+0.03%	23	446,430	5.9%	116.4	7.0%	14.4x	1.1x	BEXIMCO	101,302	2.3%	0.1	8.2x	1.2x
Cement	2,319	2,319	-0.52	-0.02%	7	111,369	1.5%	1.6	0.1%	33.5x	2.5x	BERGERPBL	80,201	1.8%	4.6	26.0x	7.0x
Services & Real Estate	1,758	1,737	+20.65	+1.19%	8	69,437	0.9%	143.3	8.7%	39.3x	0.9x	MARICO	76,277	1.7%	0.3	21.3x	44.9x
Engineering	4,493	4,492	+1.02	+0.02%	42	527,363	6.9%	168.8	10.2%	38.6x	1.8x	ICB	74,119	1.7%	0.0	68.1x	1.6x
Food & Allied	21,185	21,171	+13.98	+0.07%	21	377,486	5.0%	50.2	3.0%	21.4x	7.4x	BXPBARMA	65,222	1.5%	1.6	12.8x	1.6x
IT	2,917	2,863	+54.48	+1.90%	11	38,030	0.5%	175.8	10.6%	27.1x	2.6x	BEACONPHAR	64,819	1.5%	13.4	79.7x	10.5x
Textile	1,614	1,617	-3.51	-0.22%	58	169,754	2.2%	5.5	0.3%	30.8x	1.0x	BRACBANK	57,619	1.3%	0.0	10.9x	1.0x
Paper & Printing	10,255	10,110	+145.47	+1.44%	6	39,512	0.5%	114.0	6.9%	44.5x	2.0x	ISLAMIBANK	53,774	1.2%	5.1	11.0x	0.8x
Tannery	3,079	3,062	+16.67	+0.54%	6	32,515	0.4%	11.6	0.7%	39.5x	3.0x	DUTCHBANGL	43,554	1.0%	0.1	7.4x	1.1x
Jute	14,415	14,560	-144.37	-0.99%	3	3,526	0.0%	1.2	0.1%	NM	124.4x	TITASGAS	40,459	0.9%	0.0	14.2x	0.5x
Ceramics	700	699	+1.27	+0.18%	5	32,390	0.4%	98.5	6.0%	33.9x	1.9x	POWERGRID	37,347	0.8%	0.0	38.5x	0.4x
Miscellaneous	4,067	4,045	+22.04	+0.54%	14	219,201	2.9%	88.3	5.3%	12.2x	1.8x	SUMITPOWER	36,308	0.8%	0.0	10.0x	0.9x
Corporate Bond**	89	88	+0.42	+0.48%	9	36,564	0.5%	0.1	0.0%	NM	NM	BSCCL	36,098	0.8%	0.0	14.9x	3.4x
Treasury Bond**	98	98	+0.07	+0.07%	252	3,138,209	41.3%	0.0	0.0%	NM	NM						

Top Ten Gainers	Close Price (BDT)	Δ%	Turnover (BDT Mn)	PE	PB
ICICL	37.2	+9.7%	0.7	41.2x	2.4x
BPML	74.7	+4.8%	82.7	20.0x	1.0x
AAMRANET	50.4	+4.6%	53.4	22.0x	1.4x
AAMRATECH	38.9	+4.3%	18.6	24.9x	1.7x
BDTHAIFOOD	48.9	+4.3%	18.3	NM	3.4x
ADVENT	25.2	+4.1%	38.3	23.6x	1.7x
BENGALWTL	31.0	+4.0%	50.4	60.8x	1x
ONEBANKLTD	10.7	+3.9%	10.0	25.3x	0.6x
EGEN	50.4	+3.7%	3.3	35.0x	2.3x
SUNLIFEINS	57.8	+3.4%	25.4	NM	NM

Top Twenty Free Float Mcap	Free Float Mcap (BDT Mn)	% of Total Free Float Mcap	PE	PB
SQURPHARMA	121,685	7.3%	10.0x	1.7x
BATBC	74,086	4.4%	16.8x	6.7x
BEXIMCO	70,355	4.2%	8.2x	1.2x
RENATA	68,196	4.1%	28.1x	4.6x
BXPBARMA	45,538	2.7%	12.8x	1.6x
BEACONPHAR	45,373	2.7%	79.7x	10.5x
GP	38,700	2.3%	11.2x	9.1x
BRACBANK	30,976	1.8%	10.9x	1.0x
LHBL	26,581	1.6%	18.4x	4.1x
ISLAMIBANK	24,155	1.4%	11.0x	0.8x
NBL	19,116	1.1%	NM	0.6x
PUBALIBANK	18,737	1.1%	5.5x	0.6x
CITYBANK	17,615	1.1%	4.5x	0.8x
ROBI	15,714	0.9%	NM	2.4x
OLYMPIC	14,639	0.9%	19.2x	2.5x
ALARABANK	14,609	0.9%	14.6x	1.1x
BSRMLTD	14,417	0.9%	62.6x	0.7x
UPGDCL	13,547	0.8%	13.6x	3.8x
PRIMEBANK	13,462	0.8%	6.4x	0.7x
SUMITPOWER	13,358	0.8%	10.0x	0.9x

Most Traded Share	Close Price (BDT)	Δ%	Turnover (BDT Mn)	PE	PB
ORIONINFU	454.2	-7.5%	255.0	NM	30.7x
INTRACO	38.7	+1.6%	102.6	31.4x	3.0x
MONNOCERA	117.8	+1.6%	97.3	NM	1.4x
BPML	74.7	+4.8%	82.7	20.0x	1.0x
ORIONPHARM	81.0	+1.8%	68.3	20.0x	0.9x
SEAPEARL	184.5	+0.8%	66.0	68.3x	14.2x
BSC	113.6	+2.9%	64.4	7.9x	1.5x
ANWARGALV	215.5	+1.0%	57.4	49.2x	18.1x
GENEXIL	78.4	+1.8%	53.8	22.7x	4.3x
AAMRANET	50.4	+4.6%	53.4	22.0x	1.4x

Top Ten Losers	Close Price (BDT)	Δ%	Turnover (BDT Mn)	PE	PB
ORIONINFU	454.2	-7.5%	255.0	NM	30.7x
QUEENSOUTH	23.3	-5.7%	0.5	14.1x	1x
MEGCONMILK	9.9	-1.0%	0.0	NM	1.7x
PF1STMF	9.9	-1.0%	0.0	NM	1.7x
STANCERAM	138.7	-1.0%	1.2	NM	20.8x
SONALIANS	456.0	-1.0%	1.0	NM	4.0x
AMCL(PRAN)	257.8	-1.0%	1.7	47.7x	2.9x
EASTRN LUB	1,557.5	-1.0%	0.7	NM	8.3x
AMBEEPHA	498.6	-1.0%	0.1	NM	22.5x
APEXFOODS	289.7	-1.0%	0.3	44.8x	2.2x

Block Trade	Maximum Price (BDT)	Minimum Price (BDT)	No. of Trade	Quantity ('000)	Turnover (BDT Mn)
SQURPHARMA	203.1	200.0	29.0	742	148.51
SBACBANK	10.6	10.6	2.0	4,300	45.58
GP	264.8	261.9	36.0	106	27.81
BEACONPHAR	265.0	265.0	1.0	75	19.88
FORTUNE	83.2	68.2	4.0	226	16.93
TITASGAS	43.9	36.9	2.0	209	9.08
RELIANCINS	57.0	57.0	1.0	140	7.98
INTRACO	41.0	40.0	2.0	150	6.10
MATINSPINN	82.5	82.5	1.0	70	5.78
MALEKSPIN	26.5	24.4	5.0	215	5.55

* NBFI Sector PE calculation methodology has been modified to reflect positive earnings only.
 ** The base of the Bond Index starts at 100, starting from Jan 13, 2022
 Similarly, Treasury Bond Index starts at 100, starting from Oct 10, 2022

Block Trade	Maximum	Minimum	Turnover	Quantity	No. of	Important DSE News
	Price (BDT)	Price (BDT)	(BDT Mn)	('000)	Trade	
SQURPHARMA	203.1	200.0	148.5	742	29	MTB The Company has informed that the Board of Directors has elected Mr. Md. Abdul Malek as the Chairman and Mr. Syed Manzur Elahi as the Vice Chairman of the Company, with effect from January 01, 2023.
SBACBANK	10.6	10.6	45.6	4,300	2	
GP	264.8	261.9	27.8	106	36	VFSTD Refer to their earlier news disseminated by DSE on 30.10.2022 regarding Dividend Declaration, the company has further informed that the decision to raise paid-up capital through issuance of 5% stock dividend for the year ended June 30, 2022 has been rejected by Bangladesh Securities and Exchange Commission.
BEACONPHAR	265.0	265.0	19.9	75	1	
FORTUNE	83.2	68.2	16.9	226	4	
TITASGAS	43.9	36.9	9.1	209	2	
RELIANCINS	57.0	57.0	8.0	140	1	
INTRACO	41.0	40.0	6.1	150	2	
MATINSPINN	82.5	82.5	5.8	70	1	
MALEKSPIN	26.5	24.4	5.6	215	5	
BSRMLTD	88.0	88.0	5.0	57	1	
BEXIMCO	115.4	115.4	3.2	27	2	
CITYBANK	21.1	20.9	2.8	134	4	
RDFOOD	32.6	32.6	2.6	80	4	
LHBL	63.7	63.5	2.5	40	3	
MARICO	2,325.0	2,310.0	2.4	1	3	
INDEXAGRO	102.4	98.3	2.1	21	2	
DOMINAGE	20.4	20.4	2.0	100	1	
IFIC	12.6	11.1	1.9	167	3	
YPL	20.4	20.4	1.8	90	1	
SEAPEARL	172.0	167.0	1.7	10	2	
SONALIPAPR	569.4	569.3	1.7	3	3	
Total			336.7		133	

Upcoming Corporate Events

DSE Ticker	Right Share	Dividend		Event	Date
		Stock	Cash		

Disclaimer: This report has been prepared by BRAC EPL Stock Brokerage Ltd and is provided for information purposes. It is not, under any circumstances, to be used or considered as an offer to sell, or a solicitation of any offer to buy. Reasonable care has been taken to ensure that the information is not untrue and misleading. BRAC EPL Stock Brokerage Ltd makes no representation or warranty as to the accuracy or completeness of such information. All opinions and estimates included in this report constitute our judgment as of this date and are subject to change without notice.