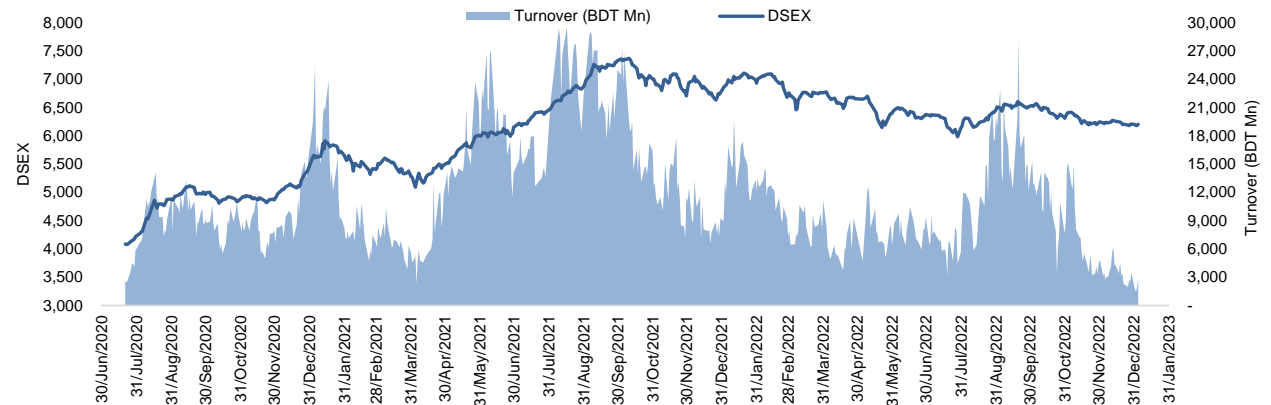


Daily Market Update

The market closed in green today. The benchmark index DSEX (+0.28%) gained 17.56 points and closed at 6,202.63. The blue-chip index DS30 (+0.21%), the Shariah-based index DSES (+0.27%), and the large-cap index CDSET (+0.11%) closed at 2,196.85, 1,355.84, and 1,214.98 points, respectively. Large-cap sectors posted mixed performance today. Pharmaceutical booked the highest gain of 0.34% followed by Food & Allied (+0.21%), Fuel & Power (+0.04%), Engineering (+0.02%). Bank experienced the highest loss of 0.02% followed by NBF1 (-0.01%), Telecommunication (0.00%). Block trades contributed 11.0% of the overall market turnover. Sea Pearl Beach Resort & Spa Limited (+9.9%) was the most traded share with a turnover of BDT 263 million.



Index	Closing	Opening	Point Δ	%Δ	YTD %Δ
DSEX	6,202.63	6,185.06	+17.56	+0.28%	-0.1%
DS30	2,196.85	2,192.17	+4.69	+0.21%	+0.1%
DSES	1,355.84	1,352.23	+3.61	+0.27%	-0.2%
CDSET	1,214.98	1,213.61	+1.37	+0.11%	+0.0%

	Advanced	Declined	Unchanged	Total
All Category	78	90	189	357
A Category (Equity)	59	40	137	236
B Category (Equity)	13	39	41	93
N Category (Equity)	5	1	3	9
Z Category (Equity)	1	10	8	19
Mutual Funds	1	3	20	24
Corporate Bonds	0	1	0	1
Treasury Bonds	0	0	0	0

* Based on Traded Scrips

		Today	Last Day	Daily %Δ
Mcap	Mn BDT	7,610,676	7,600,660	+0.1%
	Mn USD	71,630	71,536	
Turnover	Mn BDT	2,911	1,989	+46.4%
	Mn USD	27	19	
Volume	Mn Shares	48	34	+39.5%
	No. of Trade	89,139	56,843	+56.8%

* Average Interbank Exchange Rate is BDT 106.25 as of Jan 03, 2023

Fahim Hassan Research Associate (880) 1709636546 fahim.hassan@bracepl.com	Md. Tanvir Ahmed Research Associate (880) 1708805201 mtanvir.ahmed@bracepl.com
---	--

Figure: Sectorial Turnover (BDT Mn)

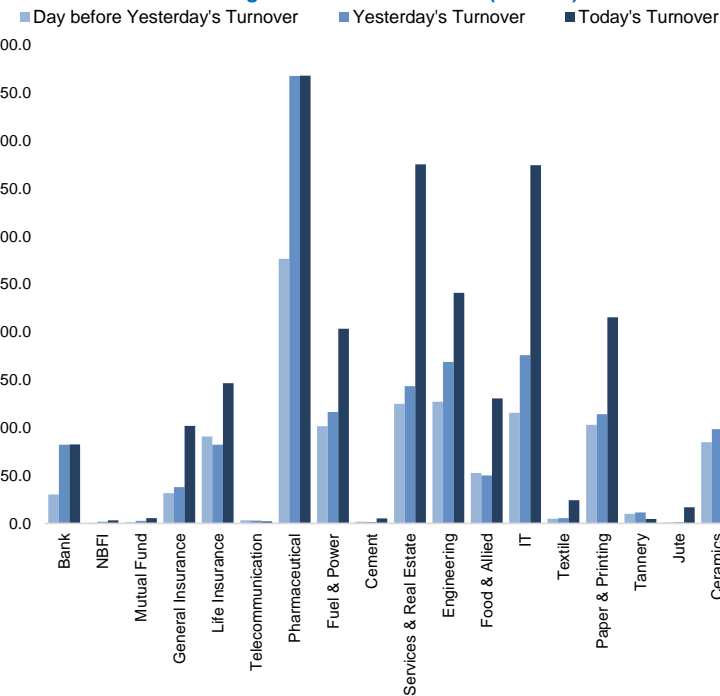
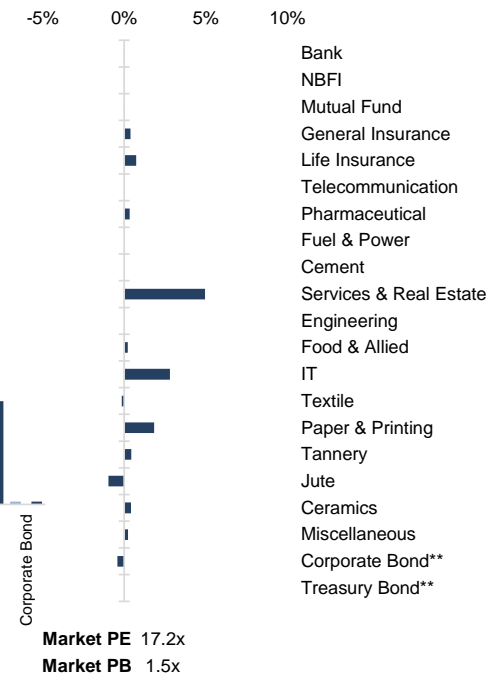


Figure: Sectorial Mcap Change



Sector Index	Closing	Opening	Points Δ	%Δ	No. of Companies	Mcap (BDT Mn)	% of Total Mcap	Turnover (BDT Mn)	% of Total Turnover	PE	PB	Top Twenty Market Cap	Mcap (BDT Mn)	% of Total Mcap	Turnover (BDT Mn)	PE	PB
Bank	1,433	1,433	-0.22	-0.02%	34	669,181	8.8%	82.6	3.2%	7.8x	0.7x	GP	386,996	8.7%	1.8	11.2x	9.1x
NBFI	1,927	1,927	-0.15	-0.01%	23	187,958	2.5%	3.3	0.1%	NM	4.5x	WALTONHIL	317,378	7.1%	0.0	35.7x	3.3x
Mutual Fund	851	851	-0.09	-0.01%	37	38,486	0.5%	5.5	0.2%	NM	0.8x	BATBC	280,098	6.3%	0.9	16.8x	6.7x
General Insurance	3,162	3,150	+12.21	+0.39%	42	92,297	1.2%	101.8	3.9%	15.5x	1.5x	SQURPHARMA	185,977	4.2%	12.3	10.0x	1.7x
Life Insurance	2,500	2,481	+18.34	+0.74%	14	70,105	0.9%	146.6	5.7%	NM	NM	ROBI	157,138	3.5%	0.1	NM	2.4x
Telecommunication	4,946	4,946	-	-	3	580,232	7.6%	2.0	0.1%	15.4x	4.9x	RENATA	139,689	3.1%	0.2	28.1x	4.6x
Pharmaceutical	3,743	3,730	+12.62	+0.34%	34	725,996	9.5%	467.9	18.1%	18.5x	2.4x	UPGDCL	135,475	3.0%	0.0	13.6x	3.8x
Fuel & Power	1,694	1,693	+0.63	+0.04%	23	446,597	5.9%	203.4	7.9%	14.4x	1.1x	BEXIMCO	101,302	2.3%	0.3	8.2x	1.2x
Cement	2,319	2,319	+0.11	+0.00%	7	111,374	1.5%	5.2	0.2%	33.5x	2.5x	BERGERPBL	80,396	1.8%	7.1	26.1x	7.0x
Services & Real Estate	1,845	1,758	+87.06	+4.95%	8	72,876	1.0%	375.1	14.5%	41.2x	1.0x	MARICO	76,277	1.7%	0.4	21.3x	44.9x
Engineering	4,494	4,493	+0.87	+0.02%	42	527,465	6.9%	240.8	9.3%	38.6x	1.8x	ICB	74,119	1.7%	0.0	68.1x	1.6x
Food & Allied	21,230	21,185	+45.13	+0.21%	21	378,290	5.0%	130.6	5.0%	21.4x	7.4x	BEACONPHAR	65,419	1.5%	9.9	80.5x	10.6x
IT	2,999	2,917	+82.11	+2.81%	11	39,100	0.5%	374.2	14.4%	27.9x	2.7x	BXPBARMA	65,400	1.5%	68.0	12.8x	1.6x
Textile	1,612	1,614	-2.25	-0.14%	58	169,517	2.2%	24.3	0.9%	30.8x	1.0x	BRACBANK	57,619	1.3%	0.1	10.9x	1.0x
Paper & Printing	10,443	10,255	+188.25	+1.84%	6	40,237	0.5%	215.3	8.3%	45.3x	2.0x	ISLAMIBANK	53,935	1.2%	9.3	11.0x	0.8x
Tannery	3,092	3,079	+13.27	+0.43%	6	32,655	0.4%	4.6	0.2%	39.6x	3.0x	DUTCHBANGL	43,554	1.0%	0.5	7.4x	1.1x
Jute	14,278	14,415	-137.72	-0.96%	3	3,493	0.0%	17.0	0.7%	NM	123.2x	TITASGAS	40,459	0.9%	0.0	14.2x	0.5x
Ceramics	703	700	+2.90	+0.41%	5	32,525	0.4%	79.3	3.1%	34.0x	1.9x	POWERGRID	37,347	0.8%	0.6	38.5x	0.4x
Miscellaneous	4,077	4,067	+9.85	+0.24%	14	219,732	2.9%	107.7	4.2%	12.3x	1.8x	SUMITPOWER	36,308	0.8%	0.1	10.0x	0.9x
Corporate Bond**	88	89	-0.36	-0.41%	9	36,414	0.5%	3.1	0.1%	NM	NM	BSCCL	36,098	0.8%	0.1	14.9x	3.4x
Treasury Bond**	98	98	+0.00	+0.00%	252	3,138,245	41.2%	0.0	0.0%	NM	NM						

Top Ten Gainers	Close Price (BDT)	Δ%	Turnover (BDT Mn)	PE	PB	Top Twenty Free Float Mcap	Free Float Mcap (BDT Mn)	% of Total Free Float Mcap	PE	PB	Most Traded Share	Close Price (BDT)	Δ%	Turnover (BDT Mn)	PE	PB
ICICL	40.9	+9.9%	1.4	45.3x	2.6x	SQURPHARMA	121,685	7.2%	10.0x	1.7x	SEAPEARL	202.8	+9.9%	262.6	75.1x	15.6x
SEAPEARL	202.8	+9.9%	262.6	75.1x	15.6x	BATBC	74,086	4.4%	16.8x	6.7x	INTRACO	39.3	+1.6%	164.7	31.8x	3.1x
RSRMSTEEL	17.9	+9.8%	6.5	NM	0.4x	BEXIMCO	70,355	4.2%	8.2x	1.2x	BPML	78.3	+4.8%	143.5	21.0x	1.0x
NAVANAPHAR	78.5	+5.2%	68.8	20.9x	1.7x	RENATA	68,196	4.1%	28.1x	4.6x	ORIONPHARM	82.9	+2.3%	110.2	20.5x	0.9x
BPML	78.3	+4.8%	143.5	21.0x	1.0x	BEACONPHAR	45,793	2.7%	80.5x	10.6x	GENEXIL	81.2	+3.6%	105.3	23.5x	4.5x
UNIQUEHRL	59.1	+4.4%	20.9	15.8x	0.7x	BXPBARMA	45,662	2.7%	12.8x	1.6x	ANWARGALV	213.4	-1.0%	102.9	48.7x	18.0x
ADNTEL	112.7	+4.3%	49.1	37.9x	4x	GP	38,700	2.3%	11.2x	9.1x	ORIONINFU	456.1	+0.4%	88.3	NM	30.8x
CLICL	62.3	+4.2%	31.4	NM	NM	BRACBANK	30,976	1.8%	10.9x	1.0x	BSC	116.0	+2.1%	81.7	8.0x	1.5x
AAMRATECH	40.5	+4.1%	27.7	25.9x	1.8x	LHBL	26,581	1.6%	18.4x	4.1x	MONNOCERA	121.0	+2.7%	77.2	NM	1.5x
CENTRALINS	36.2	+4.0%	3.1	15.7x	0.7x	ISLAMIBANK	24,227	1.4%	11.0x	0.8x	AAMRANET	51.6	+2.4%	72.0	22.5x	1.4x

Top Ten Losers	Close Price (BDT)	Δ%	Turnover (BDT Mn)	PE	PB	Top Twenty Free Float Mcap	Free Float Mcap (BDT Mn)	% of Total Free Float Mcap	PE	PB	Block Trade	Maximum Price (BDT)	Minimum Price (BDT)	No. of Trade	Quantity ('000)	Turnover (BDT Mn)
DSHGARME	126.5	-10.0%	1.1	NM	6.5x	PUBALIBANK	18,948	1.1%	5.6x	0.6x	SEAPEARL	198.4	169.0	15.0	242	45.19
PRIMEBANK	19.1	-2.1%	6.1	6.2x	1x	CITYBANK	17,615	1.0%	4.5x	0.8x	MONNOCERA	106.1	106.1	1.0	400	42.44
SHAHJABANK	18.9	-1.0%	8.7	5.6x	0.9x	ROBI	15,714	0.9%	NM	2.4x	SQURPHARMA	204.9	200.0	40.0	204	41.14
RELIANE1	9.9	-1.0%	2.2	NM	0.9x	OLYMPIC	15,148	0.9%	19.8x	2.5x	BEACONPHAR	304.1	304.1	1.0	75	22.81
LIBRAINFU	832.2	-1.0%	0.0	NM	0.7x	ALARABANK	14,609	0.9%	14.6x	1.1x	ORIONINFU	415.1	415.1	1.0	53	21.88
EASTRNLU	1,542.0	-1.0%	0.3	NM	8.2x	BSRMLTD	14,417	0.9%	62.6x	0.7x	FORTUNE	83.2	68.2	4.0	259	19.38
GLOBALINS	30.0	-1.0%	4.0	19.6x	2.2x	UPGDCL	13,547	0.8%	13.6x	3.8x	IFIC	12.6	10.5	5.0	1,040	11.00
APEXSPINN	120.0	-1.0%	0.1	35.1x	2.0x	SUMITPOWER	13,358	0.8%	10.0x	0.9x	AMCL(PRAN)	255.3	255.3	2.0	39	9.96
RENWICKJA	920.1	-1.0%	0.0	NM	NM	ORIONPHARM	13,195	0.8%	20.5x	0.9x	CNATEX	10.2	10.2	1.0	970	9.89
JUTESPINN	320.3	-1.0%	0.0	NM	NM						ADNTEL	116.0	108.0	5.0	86	9.61

* NBFI Sector PE calculation methodology has been modified to reflect positive earnings only.
 ** The base of the Bond Index starts at 100, starting from Jan 13, 2022
 Similarly, Treasury Bond Index starts at 100, starting from Oct 10, 2022

Block Trade	Maximum Price (BDT)	Minimum Price (BDT)	Turnover (BDT Mn)	Quantity ('000)	No. of Trade	Important DSE News
SEAPEARL	198.4	169.0	45.2	242	15	GP Refer to their earlier news disseminated by DSE on 30.06.2022 regarding Embargo from BTRC on selling new SIM, the company has further informed that BTRC has withdrawn the embargo on selling SIM.
MONNOCERA	106.1	106.1	42.4	400	1	
SQURPHARMA	204.9	200.0	41.1	204	40	MONNOCERA Monno Welfare Foundation, one of the Corporate Directors of the Company, has expressed its intention to sell 4,00,000 shares out of its holdings 1,05,39,077 shares of the Company at prevailing market price (In the Block Market) through Dhaka Stock Exchange (DSE) within next 30 working days.
BEACONPHAR	304.1	304.1	22.8	75	1	
ORIONINFU	415.1	415.1	21.9	53	1	PAPERPROC The Company will be placed in 'B' category from existing 'A' category with effect from January 05, 2023 as the Company has approved 8% cash dividend for the year ended June 30, 2022.
FORTUNE	83.2	68.2	19.4	259	4	
IFIC	12.6	10.5	11.0	1,040	5	METROSPIN Refer to their earlier news disseminated by DSE on 30.10.2022 regarding Dividend Declaration, the company has further informed that the decision to raise paid-up capital through issuance of 5% stock dividend for the year ended June 30, 2022 has been rejected by Bangladesh Securities and Exchange Commission.
AMCL(PRAN)	255.3	255.3	10.0	39	2	
CNATEX	10.2	10.2	9.9	970	1	WALTONHIL Referring to the BSEC letter No. BSEC/SRMIC/160-2020(Part-I)/200 dated May 22, 2022, S.M. Ashraful Alam, one of the Sponsor Directors of the Company, has expressed his intention to sell 1,00,000 shares out of his holding 6,59,10,108 shares of the company at prevailing market price (in the Public Market) through Dhaka Stock Exchange within next 30 working days.
ADNTEL	116.0	108.0	9.6	86	5	
MALEKSPIN	27.1	25.8	7.7	293	9	
BRACBANK	34.7	34.7	7.0	202	6	
BATBC	479.8	479.8	6.4	13	6	
BSRMLTD	87.0	87.0	5.0	57	1	
TOSRIFA	22.8	22.8	4.6	200	2	
FAREASTLIF	79.1	72.0	4.3	57	3	
GENEXIL	78.7	78.7	3.9	50	1	
KDSALTD	77.0	74.2	3.9	51	3	
INTRACO	42.5	42.1	3.8	90	2	
LHBL	64.1	64.1	3.7	58	5	
MARICO	2,350.0	2,349.5	3.4	1	3	
SONALIPAPR	627.0	569.0	3.1	5	5	
Total			320.9		165	

Upcoming Corporate Events

DSE Ticker	Right Share	Dividend		Event	Date
		Stock	Cash		

Disclaimer: This report has been prepared by BRAC EPL Stock Brokerage Ltd and is provided for information purposes. It is not, under any circumstances, to be used or considered as an offer to sell, or a solicitation of any offer to buy. Reasonable care has been taken to ensure that the information is not untrue and misleading. BRAC EPL Stock Brokerage Ltd makes no representation or warranty as to the accuracy or completeness of such information. All opinions and estimates included in this report constitute our judgment as of this date and are subject to change without notice.