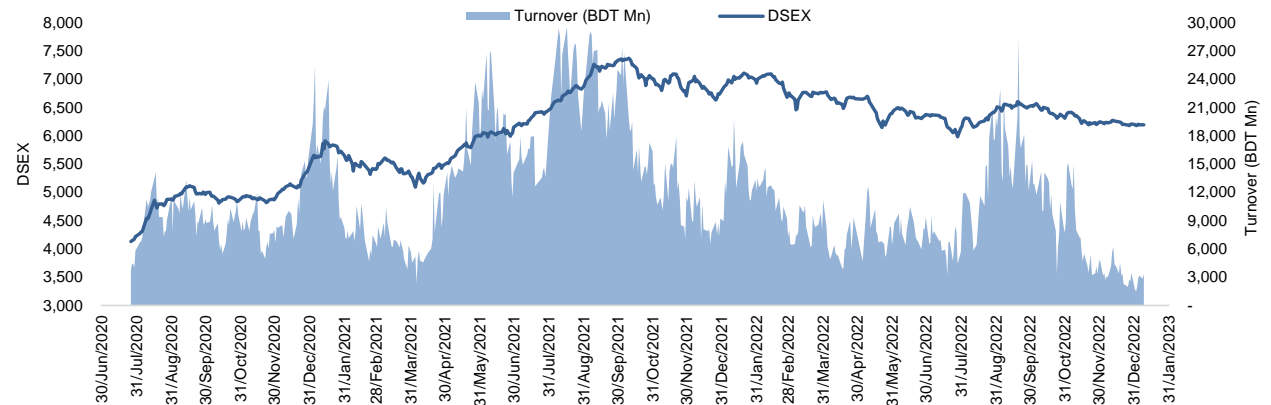


Daily Market Update

The market closed in red today. The benchmark index DSEX (-0.01%) lost 0.76 points and closed at 6,191.55. The blue-chip index DS30 (+0.01%), the Shariah-based index DSES (+0.03%), and the large-cap index CDSET (0.00%) closed at 2,191.78, 1,352.54, and 1,212.96 points, respectively. Large-cap sectors posted mixed performance today. Pharmaceutical booked the highest gain of 0.11% followed by Fuel & Power (+0.00%), Telecommunication (0.00%). Bank experienced the highest loss of 0.06% followed by Engineering (-0.02%), Food & Allied (-0.01%), NBF1 (-0.01%). Block trades contributed 11.7% of the overall market turnover. Bashundhara Paper Mills Limited (+4.0%) was the most traded share with a turnover of BDT 305 million.



Index	Closing	Opening	Point Δ	%Δ	YTD %Δ
DSEX	6,191.55	6,192.31	-0.76	-0.01%	-0.2%
DS30	2,191.78	2,191.51	+0.27	+0.01%	-0.2%
DSES	1,352.54	1,352.18	+0.36	+0.03%	-0.5%
CDSET	1,212.96	1,212.97	-0.01	-0.00%	-0.1%

	Advanced	Declined	Unchanged	Total
All Category	32	131	166	329
A Category (Equity)	24	71	119	214
B Category (Equity)	6	46	38	90
N Category (Equity)	2	4	2	8
Z Category (Equity)	0	10	7	17
Mutual Funds	0	2	18	20
Corporate Bonds	0	0	1	1
Treasury Bonds	0	0	0	0

* Based on Traded Scrips

		Today	Last Day	Daily %Δ
Mcap	Mn BDT	7,538,542	7,547,009	-0.1%
	Mn USD	70,818	70,897	
Turnover	Mn BDT	3,347	2,842	+17.8%
	Mn USD	31	27	
Volume	Mn Shares	54	48	+12.3%
	No. of Trade	88,246	127,660	-30.9%

* Average Interbank Exchange Rate is BDT 106.45 as of Jan 08, 2023

Fahim Hassan Research Associate (880) 1709636546 fahim.hassan@bracepl.com	Md. Tanvir Ahmed Research Associate (880) 1708805201 mtanvir.ahmed@bracepl.com
---	--

Figure: Sectorial Turnover (BDT Mn)

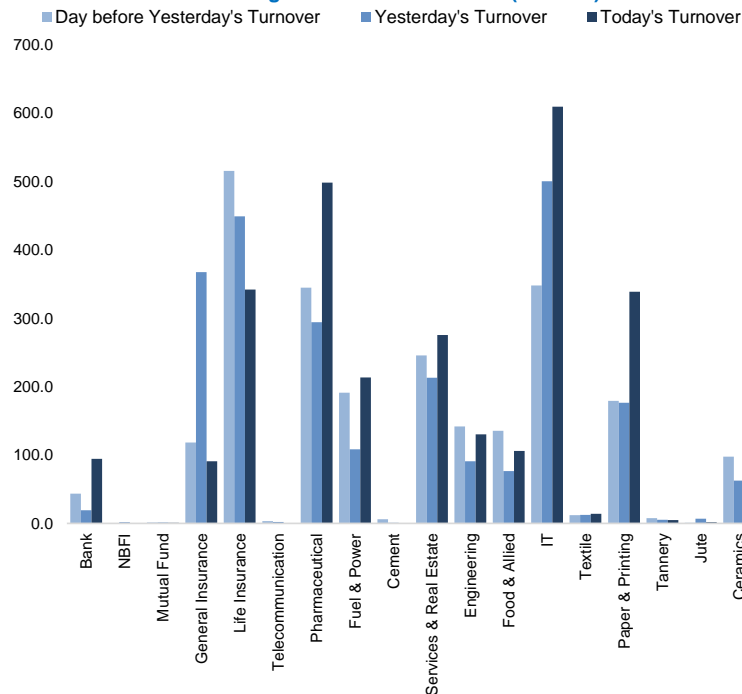
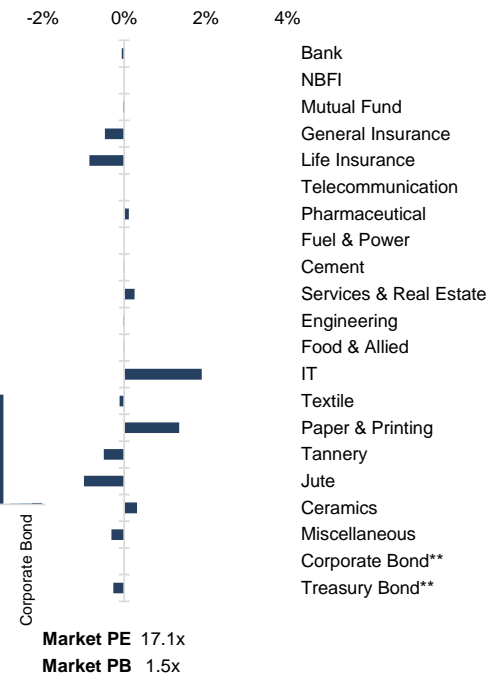


Figure: Sectorial Mcap Change



Sector Index	Closing	Opening	Points Δ	%Δ	No. of Companies	Mcap (BDT Mn)	% of Total Mcap	Turnover (BDT Mn)	% of Total Turnover	PE	PB	Top Twenty Market Cap	Mcap (BDT Mn)	% of Total Mcap	Turnover (BDT Mn)	PE	PB
Bank	1,428	1,429	-0.87	-0.06%	34	667,082	8.8%	94.3	3.2%	7.7x	0.7x	GP	386,996	8.7%	0.6	11.2x	9.1x
NBFI	1,927	1,927	-0.15	-0.01%	23	187,981	2.5%	0.6	0.0%	NM	4.5x	WALTONHIL	317,378	7.1%	0.0	35.7x	3.3x
Mutual Fund	850	851	-0.19	-0.02%	37	38,460	0.5%	1.1	0.0%	NM	0.8x	BATBC	280,098	6.3%	0.9	16.8x	6.7x
General Insurance	3,160	3,175	-14.93	-0.47%	42	92,221	1.2%	91.0	3.1%	15.5x	1.5x	SQURPHARMA	185,977	4.2%	0.6	10.0x	1.7x
Life Insurance	2,538	2,560	-21.87	-0.85%	14	71,181	0.9%	342.2	11.6%	NM	NM	ROBI	157,138	3.5%	0.0	NM	2.4x
Telecommunication	4,946	4,946	-	-	3	580,232	7.7%	0.6	0.0%	15.4x	4.9x	RENATA	139,689	3.1%	0.2	28.1x	4.6x
Pharmaceutical	3,728	3,724	+4.17	+0.11%	34	723,106	9.6%	498.3	16.9%	18.5x	2.4x	UPGDCL	135,475	3.0%	0.0	13.6x	3.8x
Fuel & Power	1,693	1,693	+0.04	+0.00%	23	446,410	5.9%	213.6	7.2%	14.4x	1.1x	BEXIMCO	101,302	2.3%	0.2	8.2x	1.2x
Cement	2,319	2,320	-0.27	-0.01%	7	111,399	1.5%	0.4	0.0%	33.5x	2.5x	BERGERPBL	79,821	1.8%	2.4	25.9x	7.0x
Services & Real Estate	1,864	1,860	+4.75	+0.26%	8	73,660	1.0%	275.4	9.3%	41.7x	1.0x	MARICO	76,277	1.7%	0.0	21.3x	44.9x
Engineering	4,489	4,490	-0.74	-0.02%	42	526,894	7.0%	130.2	4.4%	38.6x	1.8x	ICB	74,119	1.7%	0.0	68.1x	1.6x
Food & Allied	21,190	21,192	-1.93	-0.01%	21	377,572	5.0%	106.2	3.6%	21.4x	7.4x	BXPBARMA	65,222	1.5%	11.9	12.8x	1.6x
IT	3,122	3,064	+58.33	+1.90%	11	40,706	0.5%	609.5	20.6%	29.0x	2.8x	BEACONPHAR	64,703	1.4%	22.1	79.6x	10.5x
Textile	1,606	1,608	-1.84	-0.11%	58	168,900	2.2%	14.1	0.5%	30.7x	1.0x	BRACBANK	57,619	1.3%	0.0	10.9x	1.0x
Paper & Printing	10,627	10,485	+141.60	+1.35%	6	40,944	0.5%	338.9	11.5%	46.1x	2.1x	ISLAMIBANK	53,130	1.2%	15.8	10.8x	0.8x
Tannery	3,070	3,086	-15.32	-0.50%	6	32,428	0.4%	5.0	0.2%	39.4x	3.0x	DUTCHBANGL	43,554	1.0%	0.3	7.4x	1.1x
Jute	13,858	13,996	-138.36	-0.99%	3	3,390	0.0%	1.8	0.1%	NM	119.6x	TITASGAS	40,459	0.9%	0.0	14.2x	0.5x
Ceramics	699	697	+2.18	+0.31%	5	32,346	0.4%	70.2	2.4%	33.8x	1.9x	POWERGRID	37,347	0.8%	0.0	38.5x	0.4x
Miscellaneous	4,059	4,071	-12.74	-0.31%	14	218,740	2.9%	160.5	5.4%	12.2x	1.8x	SUMITPOWER	36,308	0.8%	0.0	10.0x	0.9x
Corporate Bond**	88	88	-	-	9	36,414	0.5%	2.2	0.1%	NM	NM	BSCCL	36,098	0.8%	0.0	14.9x	3.4x
Treasury Bond**	96	96	-0.26	-0.27%	252	3,070,576	40.7%	0.0	0.0%	NM	NM						

Top Ten Gainers	Close Price (BDT)	Δ%	Turnover (BDT Mn)	PE	PB
GEMINISEA	362.5	+5.6%	48.3	26.4x	19.7x
EGEN	53.8	+4.1%	18.1	37.4x	2.4x
BPML	83.9	+4.0%	305.3	22.5x	1.1x
EHL	81.9	+3.4%	105.9	13.3x	1.1x
BDCOM	38.4	+2.9%	66.3	26.6x	2.4x
ADVENT	25.3	+2.8%	63.1	23.7x	1.7x
ADNTEL	126.9	+2.8%	98.8	42.7x	4x
JHRML	73.8	+2.6%	61.8	22.2x	2.3x
MONNOCERA	116.9	+2.5%	69.9	NM	1.4x
GENEXIL	84.1	+2.3%	201.3	24.3x	4.6x

Top Twenty Free Float Mcap	Free Float Mcap (BDT Mn)	% of Total Free Float Mcap	PE	PB
SQURPHARMA	121,685	7.3%	10.0x	1.7x
BATBC	74,086	4.4%	16.8x	6.7x
BEXIMCO	70,355	4.2%	8.2x	1.2x
RENATA	68,196	4.1%	28.1x	4.6x
BXPBARMA	45,538	2.7%	12.8x	1.6x
BEACONPHAR	45,292	2.7%	79.6x	10.5x
GP	38,700	2.3%	11.2x	9.1x
BRACBANK	30,976	1.8%	10.9x	1.0x
LHBL	26,581	1.6%	18.4x	4.1x
ISLAMIBANK	23,866	1.4%	10.8x	0.8x
NBL	19,116	1.1%	NM	0.6x
PUBALIBANK	18,525	1.1%	5.5x	0.6x
CITYBANK	17,615	1.1%	4.5x	0.8x
ROBI	15,714	0.9%	NM	2.4x
OLYMPIC	15,015	0.9%	19.7x	2.5x
ALARABANK	14,609	0.9%	14.6x	1.1x
BSRMLTD	14,417	0.9%	62.6x	0.7x
SEAPEARL	13,611	0.8%	78.5x	16.3x
UPGDCL	13,547	0.8%	13.6x	3.8x
SUMITPOWER	13,358	0.8%	10.0x	0.9x

Most Traded Share	Close Price (BDT)	Δ%	Turnover (BDT Mn)	PE	PB
BPML	83.9	+4.0%	305.3	22.5x	1.1x
GENEXIL	84.1	+2.3%	201.3	24.3x	4.6x
INTRACO	40.0	+0.5%	182.4	32.4x	3.1x
BSC	115.1	+1.0%	129.9	8.0x	1.5x
NAVANAPHAR	79.9	+2.2%	120.7	21.3x	1.7x
AAMRANET	55.2	+1.3%	117.2	24.1x	1.5x
ORIONINFU	416.8	+0.9%	109.8	NM	28.2x
EHL	81.9	+3.4%	105.9	13.3x	1.1x
SEAPEARL	212.0	-0.9%	100.5	78.5x	16.3x
ADNTEL	126.9	+2.8%	98.8	42.7x	4.4x

Top Ten Losers	Close Price (BDT)	Δ%	Turnover (BDT Mn)	PE	PB
PRAGATILIF	128.2	-4.9%	88.6	NM	NM
POPULARLIF	68.2	-2.7%	30.2	NM	NM
FAREASTLIF	76.7	-2.3%	35.4	NM	NM
PREMIERBAN	13.1	-2.2%	52.6	3.9x	0.6x
SANDHANINS	26.9	-1.5%	7.2	NM	NM
SONALILIFE	61.9	-1.4%	22.1	NM	NM
BNICL	57.6	-1.4%	15.2	16.7x	2.5x
BATASHOE	950.0	-1.1%	0.1	36.7x	3.5x
HFL	19.8	-1.0%	0.0	21.1x	0.5x
EASTRNLU	1,496.3	-1.0%	0.1	NM	8.0x

Block Trade	Maximum Price (BDT)	Minimum Price (BDT)	No. of Trade	Quantity ('000)	Turnover (BDT Mn)
ORIONINFU	420.0	420.0	2.0	160	67.07
BEACONPHAR	300.0	256.1	2.0	136	35.27
SONALIPAPR	615.1	569.2	3.0	46	28.40
DOMINAGE	19.7	19.7	1.0	1,000	19.70
POWERGRID	50.0	47.2	5.0	399	19.66
SQURPHARMA	209.8	200.0	27.0	93	18.74
NATLIFEINS	170.0	170.0	1.0	100	17.00
ACMELAB	85.0	80.0	10.0	194	16.05
SUNLIFEINS	57.9	56.0	3.0	230	12.90
BSCCL	237.0	199.8	11.0	55	12.08

* NBFI Sector PE calculation methodology has been modified to reflect positive earnings only.
 ** The base of the Bond Index starts at 100, starting from Jan 13, 2022
 Similarly, Treasury Bond Index starts at 100, starting from Oct 10, 2022

Block Trade	Maximum Price (BDT)	Minimum Price (BDT)	Turnover (BDT Mn)	Quantity ('000)	No. of Trade
ORIONINFU	420.0	420.0	67.1	160	2
BEACONPHAR	300.0	256.1	35.3	136	2
SONALIPAPR	615.1	569.2	28.4	46	3
DOMINAGE	19.7	19.7	19.7	1,000	1
POWERGRID	50.0	47.2	19.7	399	5
SQURPHARMA	209.8	200.0	18.7	93	27
NATLIFEINS	170.0	170.0	17.0	100	1
ACMELAB	85.0	80.0	16.1	194	10
SUNLIFEINS	57.9	56.0	12.9	230	3
BSCCL	237.0	199.8	12.1	55	11
FORTUNE	83.2	68.2	11.2	150	2
ACIFORMULA	167.0	145.0	9.6	62	2
GENEXIL	82.2	82.0	9.4	115	3
SEAPEARL	202.1	202.0	8.1	40	2
ADNTEL	122.0	119.0	8.1	67	3
BEXIMCO	104.2	104.1	7.0	68	6
GP	265.8	263.7	6.9	26	12
LHBL	62.5	62.1	6.7	108	7
ACFL	26.2	26.2	6.6	251	1
INTRACO	43.7	39.0	6.4	151	4
BXPHARMA	148.0	148.0	5.9	40	1
BSC	114.0	114.0	4.8	42	2
Total			390.9		160

Important DSE News
BPML

The Company has informed that the Board of Directors has appointed Mr. Md. Mustafizur Rahman FCA as the Chief Executive Officer of the Company.

IFADAUTOS

Refer to their earlier news disseminated by DSE on 28.11.2022 regarding investment of Proceeds from Secured Coupon Bearing Bond (proposed), the Company has further informed that Bangladesh Securities and Exchange Commission has given its consent for the issuance of a Non-Convertible, Secured, Fully Redeemable, Floating Rate Coupon-Bearing Bond of BDT 3,000.00 Million of the company through private placement. The Face Value of each Bond is BDT 10.00 Million, and the floor of the coupon rate is 6% p.a. The tenure of the said bond is 05 (five) years. The purpose of issuance of the aforesaid bond is an investment in IFAD Multi Products Limited and for the Working Capital of the Company.

Upcoming Corporate Events

DSE Ticker	Right Share	Dividend		Event	Date
		Stock	Cash		

Disclaimer: This report has been prepared by BRAC EPL Stock Brokerage Ltd and is provided for information purposes. It is not, under any circumstances, to be used or considered as an offer to sell, or a solicitation of any offer to buy. Reasonable care has been taken to ensure that the information is not untrue and misleading. BRAC EPL Stock Brokerage Ltd makes no representation or warranty as to the accuracy or completeness of such information. All opinions and estimates included in this report constitute our judgment as of this date and are subject to change without notice.