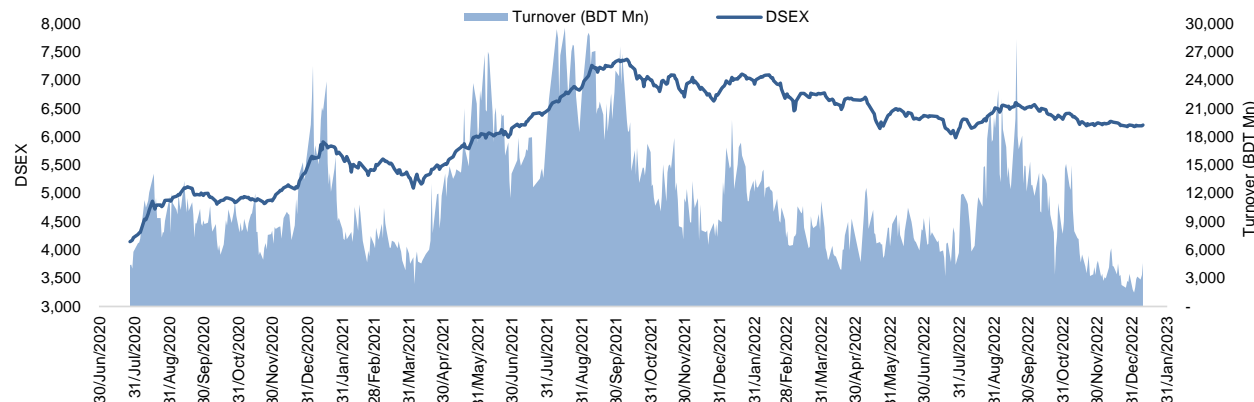


Daily Market Update

The market closed in green today. The benchmark index DSEX (+0.22%) gained 13.73 points and closed at 6,205.28. The blue-chip index DS30 (+0.26%), the Shariah-based index DSES (+0.35%), and the large-cap index CDSET (+0.14%) closed at 2,197.59, 1,357.23, and 1,214.71 points, respectively. Most of the large-cap sectors posted positive performance today. Pharmaceutical booked the highest gain of 0.57% followed by Engineering (+0.06%), Bank (+0.06%), Fuel & Power (+0.06%), Food & Allied (+0.04%), Telecommunication (0.00%), and NBF1 (-0.01%), respectively. Block trades contributed 10.5% of the overall market turnover. Bangladesh Shipping Corporation (+4.3%) was the most traded share with a turnover of BDT 317 million.



Index	Closing	Opening	Point Δ	%Δ	YTD %Δ
DSEX	6,205.28	6,191.55	+13.73	+0.22%	-0.0%
DS30	2,197.59	2,191.78	+5.81	+0.26%	+0.1%
DSES	1,357.23	1,352.54	+4.69	+0.35%	-0.1%
CDSET	1,214.71	1,212.96	+1.75	+0.14%	+0.0%

	Advanced	Declined	Unchanged	Total
All Category	67	98	174	339
A Category (Equity)	46	49	122	217
B Category (Equity)	18	35	41	94
N Category (Equity)	2	4	3	9
Z Category (Equity)	1	10	8	19
Mutual Funds	1	2	18	21
Corporate Bonds	0	0	1	1
Treasury Bonds	0	0	0	0

* Based on Traded Scrips

		Today	Last Day	Daily %Δ
Mcap	Mn BDT	7,545,819	7,538,542	+0.1%
	Mn USD	71,633	71,564	
Turnover	Mn BDT	4,625	3,347	+38.2%
	Mn USD	44	32	
Volume	Mn Shares	79	54	+47.8%
	No. of Trade	103,529	88,246	+17.3%

* Average Interbank Exchange Rate is BDT 105.34 as of Jan 09, 2023

Fahim Hassan Research Associate (880) 1709636546 fahim.hassan@bracepl.com	Md. Tanvir Ahmed Research Associate (880) 1708805201 mtanvir.ahmed@bracepl.com
---	--

Figure: Sectorial Turnover (BDT Mn)

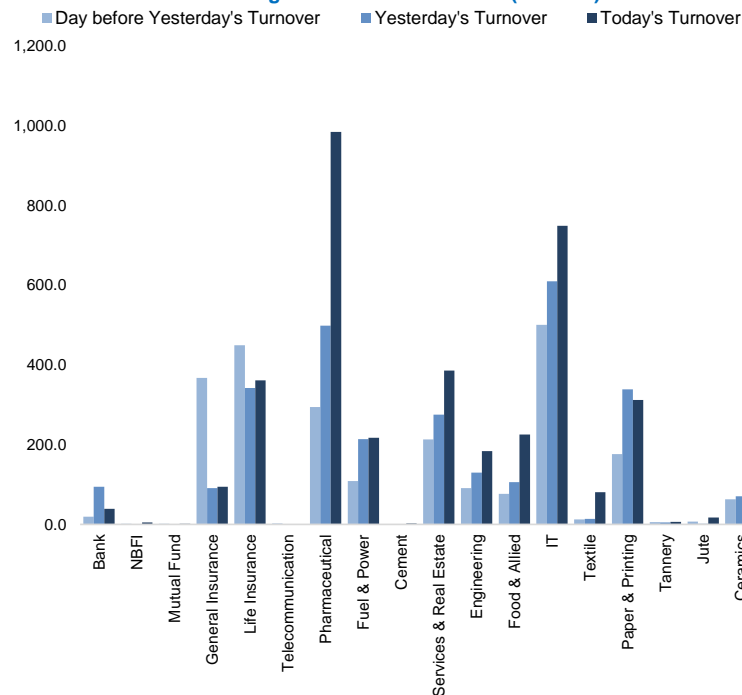
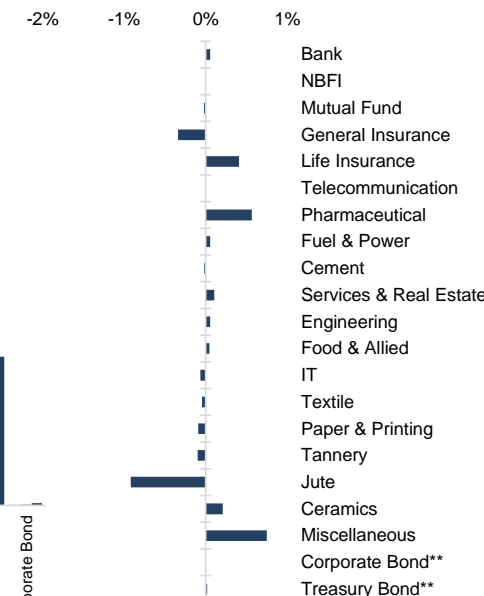


Figure: Sectorial Mcap Change



Market PE 17.1x
Market PB 1.5x

Sector Index	Closing	Opening	Points Δ	%Δ	No. of Companies	Mcap (BDT Mn)	% of Total Mcap	Turnover (BDT Mn)	% of Total Turnover	PE	PB	Top Twenty Market Cap	Mcap (BDT Mn)	% of Total Mcap	Turnover (BDT Mn)	PE	PB
Bank	1,429	1,428	+0.80	+0.06%	34	667,457	8.8%	39.0	0.9%	7.7x	0.7x	GP	386,996	8.7%	0.7	11.2x	9.1x
NBFI	1,927	1,927	-0.15	-0.01%	23	187,967	2.5%	4.8	0.1%	NM	4.5x	WALTONHIL	317,378	7.1%	0.0	35.7x	3.3x
Mutual Fund	850	850	-0.19	-0.02%	37	38,451	0.5%	1.3	0.0%	NM	0.8x	BATBC	280,098	6.3%	0.3	16.8x	6.7x
General Insurance	3,149	3,160	-10.68	-0.34%	42	91,909	1.2%	94.5	2.3%	15.4x	1.5x	SQURPHARMA	185,977	4.2%	1.4	10.0x	1.7x
Life Insurance	2,549	2,538	+10.41	+0.41%	14	71,473	0.9%	361.3	8.7%	NM	NM	ROBI	157,138	3.5%	0.0	NM	2.4x
Telecommunication	4,946	4,946	-	-	3	580,232	7.7%	0.7	0.0%	15.4x	4.9x	RENATA	139,689	3.1%	1.1	28.1x	4.6x
Pharmaceutical	3,749	3,728	+21.07	+0.57%	34	727,193	9.6%	984.2	23.8%	18.6x	2.4x	UPGDCL	135,475	3.0%	0.0	13.6x	3.8x
Fuel & Power	1,694	1,693	+0.95	+0.06%	23	446,660	5.9%	217.5	5.3%	14.4x	1.1x	BEXIMCO	101,302	2.3%	0.1	8.2x	1.2x
Cement	2,319	2,319	-0.39	-0.02%	7	111,380	1.5%	1.9	0.0%	33.5x	2.5x	BERGERPBL	80,531	1.8%	1.0	26.1x	7.0x
Services & Real Estate	1,866	1,864	+1.98	+0.11%	8	73,738	1.0%	385.7	9.3%	41.7x	1.0x	MARICO	76,277	1.7%	0.5	21.3x	44.9x
Engineering	4,492	4,489	+2.53	+0.06%	42	527,191	7.0%	184.1	4.4%	38.6x	1.8x	ICB	74,119	1.7%	0.0	68.1x	1.6x
Food & Allied	21,199	21,190	+9.34	+0.04%	21	377,738	5.0%	225.1	5.4%	21.4x	7.4x	BEACONPHAR	65,858	1.5%	33.9	81.0x	10.7x
IT	3,120	3,122	-2.02	-0.06%	11	40,679	0.5%	749.0	18.1%	29.0x	2.8x	BXPBARMA	65,534	1.5%	30.3	12.8x	1.6x
Textile	1,605	1,606	-0.73	-0.05%	58	168,823	2.2%	80.8	2.0%	30.7x	1.0x	BRACBANK	57,619	1.3%	0.1	10.9x	1.0x
Paper & Printing	10,617	10,627	-9.77	-0.09%	6	40,906	0.5%	312.3	7.5%	46.0x	2.1x	ISLAMIBANK	53,291	1.2%	3.8	10.9x	0.8x
Tannery	3,067	3,070	-3.04	-0.10%	6	32,396	0.4%	6.7	0.2%	39.3x	3.0x	DUTCHBANGL	43,554	1.0%	0.3	7.4x	1.1x
Jute	13,731	13,858	-127.28	-0.92%	3	3,359	0.0%	17.0	0.4%	NM	118.5x	TITASGAS	40,459	0.9%	0.0	14.2x	0.5x
Ceramics	701	699	+1.45	+0.21%	5	32,413	0.4%	93.1	2.2%	33.9x	1.9x	POWERGRID	37,347	0.8%	0.0	38.5x	0.4x
Miscellaneous	4,089	4,059	+30.42	+0.75%	14	220,379	2.9%	373.1	9.0%	12.3x	1.8x	SUMITPOWER	36,308	0.8%	0.0	10.0x	0.9x
Corporate Bond**	88	88	-	-	9	36,414	0.5%	5.7	0.1%	NM	NM	BSCCL	36,098	0.8%	0.0	14.9x	3.4x
Treasury Bond**	96	96	+0.02	+0.02%	252	3,071,157	40.7%	0.0	0.0%	NM	NM						

Top Ten Gainers	Close Price (BDT)	Δ%	Turnover (BDT Mn)	PE	PB
JHRML	81.1	+9.9%	200.1	24.4x	2.6x
IBP	17.3	+9.5%	65.7	NM	1.2x
SKTRIMS	24.5	+9.4%	25.5	25.0x	1.6x
NAVANACNG	24.4	+7.0%	9.4	NM	0.8x
ORIONPHARM	86.0	+5.0%	288.3	21.3x	0.9x
BDCOM	40.2	+4.7%	114.9	27.8x	2.5x
MERCINS	31.7	+4.6%	0.3	14.2x	2x
BSC	120.1	+4.3%	316.5	8.3x	1.6x
FAREASTLIF	79.9	+4.2%	48.6	NM	NM
MONNOAGML	817.1	+3.5%	42.3	NM	4.7x

Top Twenty Free Float Mcap	Free Float Mcap (BDT Mn)	% of Total Free Float Mcap	PE	PB
SQURPHARMA	121,685	7.2%	10.0x	1.7x
BATBC	74,086	4.4%	16.8x	6.7x
BEXIMCO	70,355	4.2%	8.2x	1.2x
RENATA	68,196	4.1%	28.1x	4.6x
BEACONPHAR	46,101	2.7%	81.0x	10.7x
BXPBARMA	45,756	2.7%	12.8x	1.6x
GP	38,700	2.3%	11.2x	9.1x
BRACBANK	30,976	1.8%	10.9x	1.0x
LHBL	26,581	1.6%	18.4x	4.1x
ISLAMIBANK	23,938	1.4%	10.9x	0.8x
NBL	19,116	1.1%	NM	0.6x
PUBALIBANK	18,525	1.1%	5.5x	0.6x
CITYBANK	17,615	1.0%	4.5x	0.8x
ROBI	15,714	0.9%	NM	2.4x
OLYMPIC	15,124	0.9%	19.8x	2.5x
ALARABANK	14,609	0.9%	14.6x	1.1x
BSRMLTD	14,417	0.9%	62.6x	0.7x
ORIONPHARM	13,688	0.8%	21.3x	0.9x
UPGDCL	13,547	0.8%	13.6x	3.8x
SUMITPOWER	13,358	0.8%	10.0x	0.9x

Most Traded Share	Close Price (BDT)	Δ%	Turnover (BDT Mn)	PE	PB
BSC	120.1	+4.3%	316.5	8.3x	1.6x
ORIONPHARM	86.0	+5.0%	288.3	21.3x	0.9x
BPML	83.6	-0.4%	233.5	22.4x	1.1x
GENEXIL	84.9	+1.0%	213.9	24.5x	4.7x
JHRML	81.1	+9.9%	200.1	24.4x	2.6x
INTRACO	41.3	+3.3%	170.2	33.5x	3.2x
PRAGATILIF	130.9	+2.1%	166.5	NM	NM
SEAPEARL	207.1	-2.3%	154.6	76.7x	15.9x
ORIONINFU	416.9	+0.0%	154.2	NM	28.2x
AAMRANET	56.2	+1.8%	153.1	24.5x	1.6x

Top Ten Losers	Close Price (BDT)	Δ%	Turnover (BDT Mn)	PE	PB
ADNTEL	120.1	-5.4%	125.5	40.4x	4.2x
SEAPEARL	207.1	-2.3%	154.6	76.7x	16x
MEGHNALIFE	72.2	-1.6%	42.9	NM	NM
RUPALILIFE	80.5	-1.2%	14.2	NM	NM
MEGHNAINS	39.6	-1.0%	0.0	NM	2.2x
JUTESPINN	307.8	-1.0%	0.1	NM	NM
RENWICKJA	883.9	-1.0%	0.0	NM	NM
EASTRNLU	1,481.4	-1.0%	2.5	NM	7.9x
SAVAREFR	238.9	-1.0%	0.0	NM	2.5x
LIBRAINFU	799.6	-1.0%	0.0	NM	0.6x

Block Trade	Maximum Price (BDT)	Minimum Price (BDT)	No. of Trade	Quantity ('000)	Turnover (BDT Mn)
FORTUNE	83.2	68.2	5.0	951	72.10
SBACBANK	10.6	10.6	2.0	4,700	49.82
GP	266.0	261.6	53.0	171	44.82
IPDC	57.0	57.0	1.0	700	39.90
BANKASIA	18.2	18.2	1.0	2,000	36.40
SQURPHARMA	204.0	199.0	43.0	150	30.12
DOMINAGE	20.6	19.6	4.0	1,425	27.96
NATLIFEINS	177.0	177.0	1.0	143	25.26
LHBL	71.1	61.0	14.0	298	19.77
ADNTEL	128.0	115.0	3.0	101	12.72

* NBFI Sector PE calculation methodology has been modified to reflect positive earnings only.
 ** The base of the Bond Index starts at 100, starting from Jan 13, 2022
 Similarly, Treasury Bond Index starts at 100, starting from Oct 10, 2022

Block Trade	Maximum Price (BDT)	Minimum Price (BDT)	Turnover (BDT Mn)	Quantity ('000)	No. of Trade	Important DSE News
FORTUNE	83.2	68.2	72.1	951	5	FUWANGFOOD The Board of Directors has further decided to set up a production line to produce "Puffed Rice/Muri" under the name of "Fuwang Muri" at an existing factory premises located at Bokran, Gazipur. It is expected that Muri will be available in the market at the end of February 2023. Total investment of the project estimated Taka 30 lac and daily production capacity will be 10 Metric Ton.
SBACBANK	10.6	10.6	49.8	4,700	2	
GP	266.0	261.6	44.8	171	53	RNSPIN Refer to their earlier news disseminated by DSE on 09.03.2022 regarding decision to hold an EGM, the company has further informed that the Honorable High Court Division of the Supreme Court of Bangladesh has given final judgment for amalgamation of Samin Food & Beverage Ind. and Textile Mills Ltd. (SAMINTL). As per the Judgement and Order, and as per the terms of the Scheme of Amalgamation, Samin Food & Beverage Ind. and Textile Mills Ltd. will be merged with R.N Spinning Mills Limited.
IPDC	57.0	57.0	39.9	700	1	
BANKASIA	18.2	18.2	36.4	2,000	1	SILCOPHL The Company will be placed in 'B' category from existing 'A' category with effect from January 11, 2023 as the Company has approved 5% cash dividend for the year ended June 30, 2022.
SQURPHARMA	204.0	199.0	30.1	150	43	
DOMINAGE	20.6	19.6	28.0	1,425	4	
NATLIFEINS	177.0	177.0	25.3	143	1	
LHBL	71.1	61.0	19.8	298	14	
ADNTEL	128.0	115.0	12.7	101	3	
INTRACO	42.0	38.8	12.6	315	4	
BDWELDING	29.1	29.1	6.5	225	1	
SAIHAMTEX	22.0	22.0	6.5	294	1	
SEAPEARL	204.7	195.0	6.4	32	5	
ORIONPHARM	74.1	74.1	5.9	80	1	
SAIFPOWER	30.0	26.8	5.8	205	5	
MALEKSPIN	26.9	24.4	5.7	229	8	
LOVELLO	37.9	37.9	5.3	141	1	
ACMELAB	81.0	80.1	5.1	63	4	
BEXIMCO	104.8	104.1	4.5	43	7	
POWERGRID	47.4	47.2	4.4	94	5	
NITOLINS	39.0	39.0	3.6	92	1	
Total			487.2		237	

Upcoming Corporate Events

DSE Ticker	Right Share	Dividend		Event	Date
		Stock	Cash		

Disclaimer: This report has been prepared by BRAC EPL Stock Brokerage Ltd and is provided for information purposes. It is not, under any circumstances, to be used or considered as an offer to sell, or a solicitation of any offer to buy. Reasonable care has been taken to ensure that the information is not untrue and misleading. BRAC EPL Stock Brokerage Ltd makes no representation or warranty as to the accuracy or completeness of such information. All opinions and estimates included in this report constitute our judgment as of this date and are subject to change without notice.