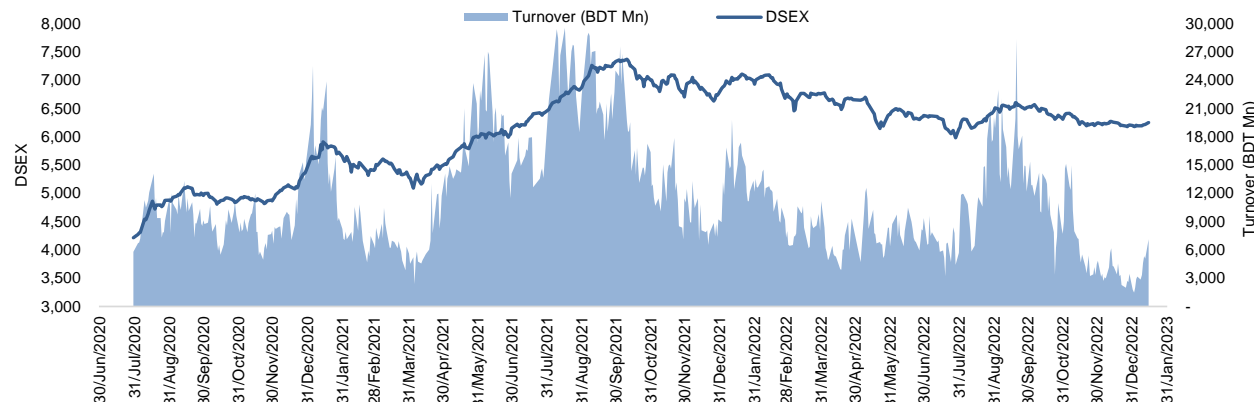


## Daily Market Update

The market closed in green today. The benchmark index DSEX (+0.57%) gained 35.45 points and closed at 6,250.50. The blue-chip index DS30 (+0.41%), the Shariah-based index DSES (+0.52%), and the large-cap index CDSET (+0.27%) closed at 2,208.10, 1,364.59, and 1,218.74 points, respectively. All the large-cap sectors posted positive performance today. Pharmaceutical booked the highest gain of 0.63% followed by Food & Allied (+0.17%), NBF1 (+0.09%), Bank (+0.09%), Fuel & Power (+0.07%), Engineering (+0.03%), and Telecommunication (0.00%), respectively. Block trades contributed 8.9% of the overall market turnover. Genex Infosys Limited (+8.7%) was the most traded share with a turnover of BDT 631 million.



Index	Closing	Opening	Point Δ	%Δ	YTD %Δ
DSEX	6,250.50	6,215.05	+35.45	+0.57%	+0.7%
DS30	2,208.10	2,199.05	+9.05	+0.41%	+0.6%
DSES	1,364.59	1,357.58	+7.01	+0.52%	+0.4%
CDSET	1,218.74	1,215.43	+3.31	+0.27%	+0.4%

	Advanced	Declined	Unchanged	Total
All Category	111	62	190	363
A Category (Equity)	84	22	132	238
B Category (Equity)	23	29	49	101
N Category (Equity)	4	2	3	9
Z Category (Equity)	0	9	6	15
Mutual Funds	0	2	21	23
Corporate Bonds	1	0	1	2
Treasury Bonds	0	0	0	0

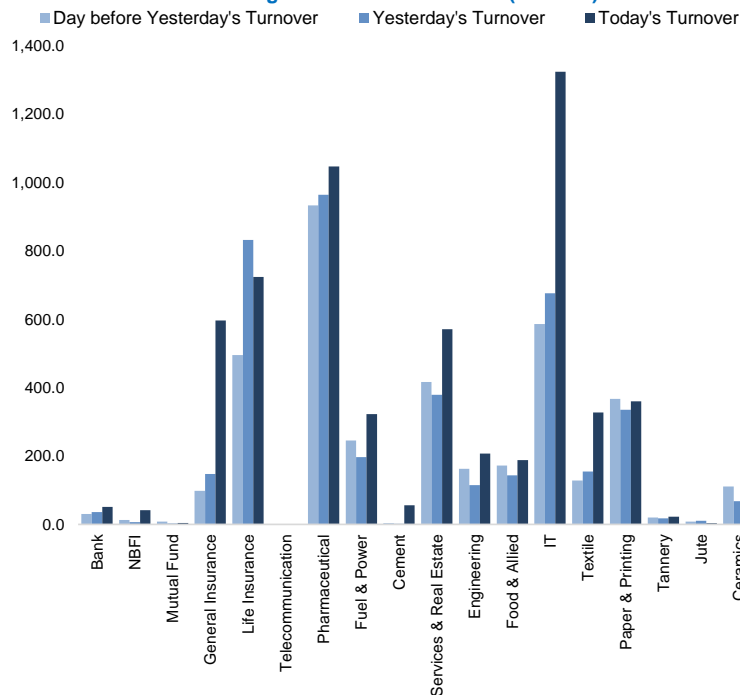
\* Based on Traded Scrips

		Today	Last Day	Daily %Δ
Mcap	Mn BDT	7,563,533	7,546,920	+0.2%
	Mn USD	71,672	71,514	
Turnover	Mn BDT	7,113	5,076	+40.1%
	Mn USD	67	48	
Volume	Mn Shares	123	73	+68.6%
	No. of Trade	164,221	110,581	+48.5%

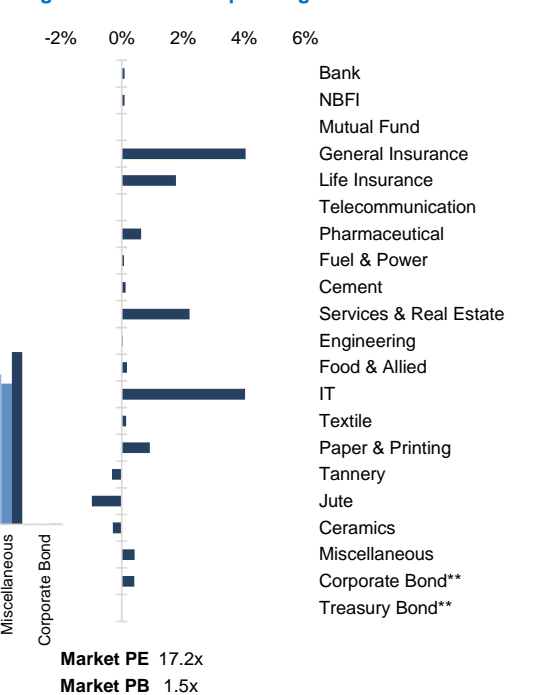
\* Average Interbank Exchange Rate is BDT 105.53 as of Jan 12, 2023

<b>Fahim Hassan</b> Research Associate (880) 1709636546 fahim.hassan@bracepl.com	<b>Md. Tanvir Ahmed</b> Research Associate (880) 1708805201 mtanvir.ahmed@bracepl.com
---	--

**Figure: Sectorial Turnover (BDT Mn)**



**Figure: Sectorial Mcap Change**



Sector Index	Closing	Opening	Points Δ	%Δ	No. of Companies	Mcap (BDT Mn)	% of Total Mcap	Turnover (BDT Mn)	% of Total Turnover	PE	PB	Top Twenty Market Cap	Mcap (BDT Mn)	% of Total Mcap	Turnover (BDT Mn)	PE	PB
Bank	1,430	1,428	+1.29	+0.09%	34	667,793	8.8%	51.3	0.8%	7.7x	0.7x	GP	386,996	8.6%	0.8	11.2x	9.1x
NBFI	1,928	1,926	+1.77	+0.09%	23	188,111	2.5%	41.4	0.6%	NM	4.5x	WALTONHIL	317,378	7.1%	0.0	35.7x	3.3x
Mutual Fund	850	850	-0.19	-0.02%	37	38,425	0.5%	4.3	0.1%	NM	0.8x	BATBC	280,098	6.2%	2.5	16.8x	6.7x
General Insurance	3,280	3,152	+127.63	+4.05%	42	95,716	1.3%	596.4	9.2%	16.1x	1.5x	SQURPHARMA	185,977	4.1%	2.7	10.0x	1.7x
Life Insurance	2,675	2,629	+46.50	+1.77%	14	75,026	1.0%	724.1	11.2%	NM	NM	ROBI	157,138	3.5%	0.1	NM	2.4x
Telecommunication	4,946	4,946	-	-	3	580,232	7.7%	1.2	0.0%	15.4x	4.9x	RENATA	139,689	3.1%	0.1	28.1x	4.6x
Pharmaceutical	3,777	3,754	+23.83	+0.63%	34	732,751	9.7%	1,046.8	16.2%	18.7x	2.4x	UPGDCL	135,475	3.0%	0.0	13.6x	3.8x
Fuel & Power	1,694	1,693	+1.26	+0.07%	23	446,682	5.9%	322.4	5.0%	14.4x	1.1x	BEXIMCO	101,302	2.3%	3.8	8.2x	1.2x
Cement	2,322	2,319	+2.84	+0.12%	7	111,518	1.5%	55.8	0.9%	33.5x	2.5x	BERGERPBL	80,238	1.8%	0.4	26.0x	7.0x
Services & Real Estate	1,980	1,937	+42.87	+2.21%	8	78,241	1.0%	570.9	8.8%	44.3x	1.0x	MARICO	76,277	1.7%	0.1	21.3x	44.9x
Engineering	4,491	4,490	+1.30	+0.03%	42	527,090	7.0%	206.9	3.2%	38.6x	1.8x	ICB	74,119	1.6%	0.1	68.1x	1.6x
Food & Allied	21,181	21,145	+35.78	+0.17%	21	377,410	5.0%	187.9	2.9%	21.4x	7.4x	BEACONPHAR	67,452	1.5%	48.4	83.0x	10.9x
IT	3,288	3,161	+127.33	+4.03%	11	42,867	0.6%	1,324.1	20.4%	30.5x	2.9x	BXPBARMA	67,229	1.5%	118.9	13.2x	1.6x
Textile	1,608	1,606	+2.30	+0.14%	58	169,136	2.2%	327.7	5.1%	30.7x	1.0x	BRACBANK	57,619	1.3%	0.4	10.9x	1.0x
Paper & Printing	10,952	10,852	+99.65	+0.92%	6	42,197	0.6%	360.2	5.6%	47.5x	2.1x	ISLAMIBANK	53,130	1.2%	2.3	10.8x	0.8x
Tannery	3,045	3,055	-9.77	-0.32%	6	32,162	0.4%	22.2	0.3%	39.0x	3.0x	DUTCHBANGL	43,554	1.0%	0.1	7.4x	1.1x
Jute	13,328	13,460	-131.48	-0.98%	3	3,261	0.0%	3.1	0.0%	NM	115.0x	TITASGAS	40,459	0.9%	0.0	14.2x	0.5x
Ceramics	695	697	-2.03	-0.29%	5	32,145	0.4%	126.9	2.0%	33.6x	1.9x	POWERGRID	37,347	0.8%	0.5	38.5x	0.4x
Miscellaneous	4,119	4,102	+17.30	+0.42%	14	221,990	2.9%	504.5	7.8%	12.4x	1.8x	SUMITPOWER	36,308	0.8%	0.0	10.0x	0.9x
Corporate Bond**	89	88	+0.36	+0.41%	9	36,564	0.5%	1.6	0.0%	NM	NM	BSCCL	36,098	0.8%	0.4	14.9x	3.4x
Treasury Bond**	96	96	+0.00	+0.00%	252	3,066,350	40.5%	0.0	0.0%	NM	NM						

Top Ten Gainers	Close Price (BDT)	Δ%	Turnover (BDT Mn)	PE	PB	Top Twenty Free Float Mcap	Free Float Mcap (BDT Mn)	% of Total Free Float Mcap	PE	PB	Most Traded Share	Close Price (BDT)	Δ%	Turnover (BDT Mn)	PE	PB
SKICL	62.9	+10.0%	113.9	17.3x	3.1x	SQURPHARMA	121,685	7.2%	10.0x	1.7x	GENEXIL	95.2	+8.7%	630.7	27.5x	5.3x
BDCOM	43.6	+9.8%	156.7	30.2x	2.7x	BATBC	74,086	4.4%	16.8x	6.7x	BSC	133.2	+5.6%	425.8	9.2x	1.7x
PRAGATIINS	67.4	+9.8%	18.2	11.5x	1.1x	BEXIMCO	70,355	4.2%	8.2x	1.2x	ORIONPHARM	90.1	+4.9%	318.6	22.3x	1.0x
GENEXIL	95.2	+8.7%	630.7	27.5x	5.3x	RENATA	68,196	4.0%	28.1x	4.6x	BPML	92.1	+2.1%	315.4	24.7x	1.2x
FEDERALINS	24.7	+7.9%	4.3	15.2x	1.9x	BEACONPHAR	47,216	2.8%	83.0x	10.9x	INTRACO	40.6	+2.8%	254.3	32.9x	3.2x
RUPALIINS	27.7	+7.8%	14.9	14.8x	1.3x	BXPBARMA	46,939	2.8%	13.2x	1.6x	SEAPEARL	227.6	+2.1%	198.3	84.3x	17.5x
BNICL	62.9	+7.7%	46.4	18.2x	3x	GP	38,700	2.3%	11.2x	9.1x	EHL	91.7	+4.2%	196.0	14.9x	1.2x
SONARBAINS	47.2	+6.5%	4.9	24.1x	2.2x	BRACBANK	30,976	1.8%	10.9x	1.0x	JHRML	96.6	+3.5%	194.5	29.0x	3.1x
DGIC	33.9	+6.3%	17.1	25.3x	3.0x	LHBL	26,622	1.6%	18.4x	4.1x	NAVANAPHAR	88.4	+3.2%	174.1	23.6x	1.9x
MEGHNALIFE	83.0	+6.1%	140.1	NM	NM	ISLAMIBANK	23,866	1.4%	10.8x	0.8x	AAMRANET	57.7	+4.3%	160.1	25.2x	1.6x

Top Ten Losers	Close Price (BDT)	Δ%	Turnover (BDT Mn)	PE	PB	Top Twenty Free Float Mcap	Free Float Mcap (BDT Mn)	% of Total Free Float Mcap	PE	PB	Block Trade	Maximum Price (BDT)	Minimum Price (BDT)	No. of Trade	Quantity ('000)	Turnover (BDT Mn)
MONNOCERA	111.9	-2.2%	125.6	NM	1.3x	PUBALIBANK	18,596	1.1%	5.5x	0.6x	BEXIMCO	115.0	104.1	128.0	1,712	186.25
PDL	9.9	-1.0%	2.0	57.2x	1x	CITYBANK	17,615	1.0%	4.5x	0.8x	METROSPIN	46.0	41.2	18.0	1,011	44.52
EASTRNLU	1,458.0	-1.0%	2.1	NM	7.8x	ROBI	15,714	0.9%	NM	2.4x	SBACBANK	10.6	10.6	2.0	4,100	43.46
MONNOAGML	793.5	-1.0%	5.7	NM	4.5x	OLYMPIC	15,160	0.9%	19.8x	2.5x	SEAPEARL	215.2	203.5	14.0	194	40.68
LIBRAINFU	776.0	-1.0%	0.1	NM	0.6x	SEAPEARL	14,613	0.9%	84.3x	17.5x	BSC	126.6	122.0	7.0	314	38.42
JUTESPINN	298.8	-1.0%	0.2	NM	NM	ALARABANK	14,609	0.9%	14.6x	1.1x	INTRACO	42.0	37.9	11.0	789	30.55
ZEALBANGLA	159.5	-1.0%	0.0	NM	NM	BSRMLTD	14,417	0.9%	62.6x	0.7x	BANKASIA	18.2	18.2	1.0	1,000	18.20
RENWICKJA	857.9	-1.0%	0.0	NM	NM	ORIONPHARM	14,341	0.8%	22.3x	1.0x	HRTEX	120.0	104.5	7.0	151	17.37
SONALIANS	421.7	-1.0%	0.6	NM	3.7x	UPGDCL	13,547	0.8%	13.6x	3.8x	FORTUNE	83.2	68.2	5.0	189	13.87
BDAUTOCA	131.8	-1.0%	1.3	NM	17.9x						ADNTEL	128.5	128.5	1.0	101	13.02

\* NBFI Sector PE calculation methodology has been modified to reflect positive earnings only.  
 \*\* The base of the Bond Index starts at 100, starting from Jan 13, 2022  
 Similarly, Treasury Bond Index starts at 100, starting from Oct 10, 2022

Block Trade	Maximum Price (BDT)	Minimum Price (BDT)	Turnover (BDT Mn)	Quantity ('000)	No. of Trade	Important DSE News
BEXIMCO	115.0	104.1	186.3	1,712	128	<b>CRYSTALINS</b> Refer to their earlier news disseminated by DSE on 09.03.2022 regarding decision to hold an EGM, the Refer to their earlier news disseminated by DSE on 27.04.2022, the Company has further informed that the Board of Directors of the Company has approved the proposal to increase investment of Tk. 3,00,00,000.00 at Ventura Asset Management Company Ltd. Now total investment will be Tk. 5,00,00,000.00 which is 50% of total paid up capital of that Company.  <b>EXCH</b> Held up of electronic subscription of Asiatic Laboratories Limited by General Public through Electronic Subscription System: Bangladesh Securities and Exchange Commission vide its letter No. BSEC/CI/IPO-322/2021/1146 dated January 15, 2023 has directed that for the greater interest of the investors, the subscription of Initial Public Offering (IPO) of Asiatic Laboratories Limited shall be held up until further instruction.  <b>SAFKOSPINN</b> Refer to their earlier news disseminated by DSE on 30.10.2022 regarding Dividend Declaration, the company has further informed that the decision regarding raising of paid-up capital through issuance of 1% stock dividend for the year ended June 30, 2022 has been rejected by Bangladesh Securities and Exchange Commission.
METROSPIN	46.0	41.2	44.5	1,011	18	
SBACBANK	10.6	10.6	43.5	4,100	2	
SEAPEARL	215.2	203.5	40.7	194	14	
BSC	126.6	122.0	38.4	314	7	
INTRACO	42.0	37.9	30.5	789	11	
BANKASIA	18.2	18.2	18.2	1,000	1	
HRTEX	120.0	104.5	17.4	151	7	
FORTUNE	83.2	68.2	13.9	189	5	
ADNTEL	128.5	128.5	13.0	101	1	
SQURPHARMA	204.0	200.2	11.9	59	12	
GENEXIL	89.6	87.0	10.8	124	2	
BEACHHATCH	37.0	36.7	10.5	285	5	
ORIONPHARM	94.4	94.4	10.4	110	2	
RDFOOD	36.2	36.2	10.4	286	6	
SAIFPOWER	29.6	28.0	9.2	316	10	
BDCOM	43.1	40.0	8.9	220	3	
BEXGSUKUK	85.0	84.0	8.0	95	6	
BPML	89.5	83.0	7.6	86	4	
ACFL	26.4	26.4	6.8	257	1	
SKICL	59.8	59.8	6.0	99	1	
SILVAPHL	20.0	19.5	5.5	278	5	
<b>Total</b>			<b>633.4</b>		<b>347</b>	

**Upcoming Corporate Events**

DSE Ticker	Right Share	Dividend		Event	Date
		Stock	Cash		

**Disclaimer:** This report has been prepared by BRAC EPL Stock Brokerage Ltd and is provided for information purposes. It is not, under any circumstances, to be used or considered as an offer to sell, or a solicitation of any offer to buy. Reasonable care has been taken to ensure that the information is not untrue and misleading. BRAC EPL Stock Brokerage Ltd makes no representation or warranty as to the accuracy or completeness of such information. All opinions and estimates included in this report constitute our judgment as of this date and are subject to change without notice.