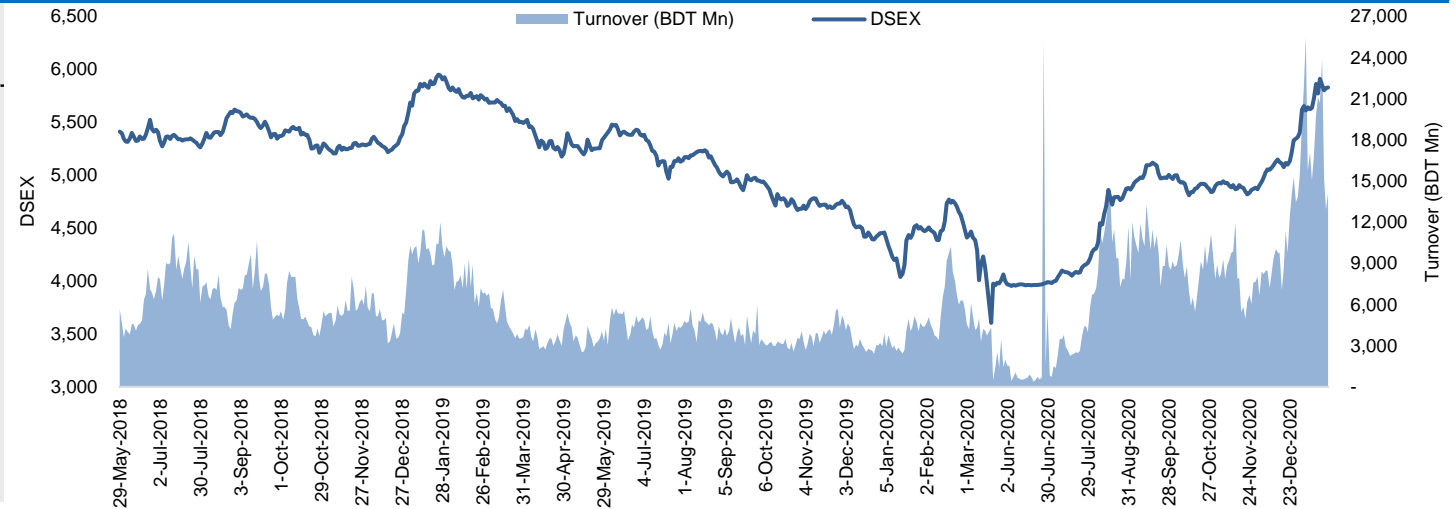


Daily Market Update

The market closed in green today. The benchmark index DSEX (+0.12%) gained 6.75 points and closed at 5,827.56. The blue-chip index DS30 (+0.19%), the Shariah-based index DSES (-0.14%), and the large-cap index CDSET (+0.02%) closed at 2,207.50, 1,290.07, and 1,258.79 points, respectively. Large-cap sectors posted mixed performance today. Telecommunication booked the highest gain of 2.46% followed by NBF1 (+2.39%), Bank (+0.82%), Fuel & Power (+0.04%). Food & Allied experienced the highest loss of 0.34% followed by Engineering (-0.29%), Pharmaceutical (-0.29%). Block trades contributed 3.0% of the overall market turnover. Bangladesh Export Import Company Ltd. (-1.4%) was the most traded share with a turnover of BDT 1,431 million.

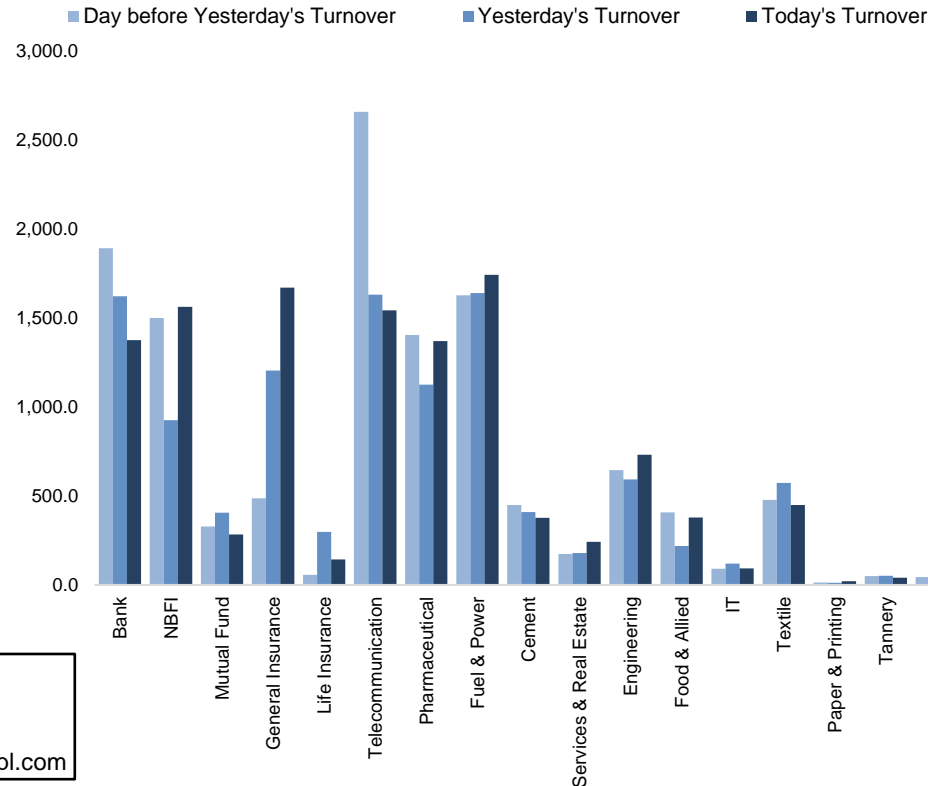
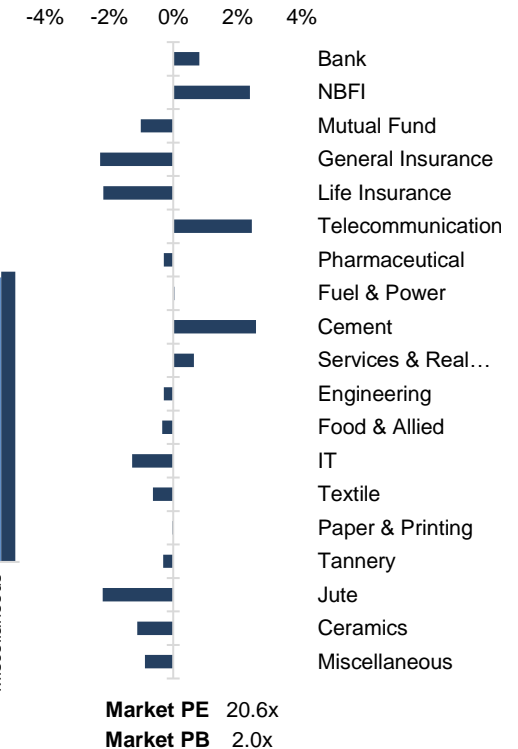


Index	Closing	Opening	Point Δ	%Δ	YTD %Δ
DSEX	5,827.56	5,820.81	+6.75	+0.12%	+7.9%
DS30	2,207.50	2,203.39	+4.11	+0.19%	+12.4%
DSES	1,290.07	1,291.85	-1.78	-0.14%	+3.9%
CDSET	1,258.79	1,258.48	+0.31	+0.02%	+12.1%

	Advanced	Declined	Unchanged	Total
All Category	121	159	75	355
A Category (Equity)	84	118	58	260
B Category (Equity)	21	21	12	54
N Category (Equity)	5	2	0	7
Z Category (Equity)	11	18	5	34
Mutual Funds	4	25	8	37
Corporate Bonds	1	1	0	2

	Today	Last Day	Daily %Δ	
Mcap	Mn BDT	4,918,798	4,896,355	
	Mn USD	57,895	57,631	+0.5%
Turnover	Mn BDT	14,160	12,909	+9.7%
	Mn USD	167	152	
Volume	Mn Shares	378	407	-7.0%
No. of Trade		200,751	196,643	+2.1%

Md. Rafiqul Islam Research Associate (880) 1708805229 mrafiqulislam@bracepl.com	Md Mahirul Quddus Research Associate (880) 1709636546 mmahirul.quddus@bracepl.com
---	---

Figure: Sectorial Turnover (BDT Mn)

Figure: Sectorial Mcap Change


Sector Index	Closing	Opening	Points Δ	%Δ	No. of Companies	Mcap (BDT Mn)	% of Total Mcap	Turnover (BDT Mn)	% of Total Turnover	PE	PB	Top Twenty Market Cap	Mcap (BDT Mn)	% of Total Mcap	Turnover (BDT Mn)	PE	PB
Bank	1,482	1,470	+12.01	+0.82%	30	616,873	14.2%	1,374.7	10.0%	8.5x	0.8x	GP	507,578	11.7%	120.2	14.2x	12.0x
NBFI	2,362	2,307	+55.12	+2.39%	23	220,980	5.1%	1,560.9	11.4%	99.2x	3.7x	ROBI	330,514	7.6%	1,321.9	NM	5.0x
Mutual Fund	1,009	1,019	-10.33	-1.01%	37	44,063	1.0%	283.3	2.1%	NM	0.9x	WALTONHIL	307,381	7.1%	88.6	45.3x	3.9x
General Insurance	3,902	3,993	-91.12	-2.28%	37	96,351	2.2%	1,669.1	12.2%	20.3x	1.9x	BATBC	253,872	5.8%	200.0	22.1x	6.8x
Life Insurance	2,212	2,261	-49.37	-2.18%	12	59,867	1.4%	143.6	1.0%	NM	NM	SQRPHARMA	200,338	4.6%	316.8	14.4x	2.4x
Telecommunication	7,260	7,086	+174.05	+2.46%	3	866,686	20.0%	1,542.2	11.2%	23.5x	7.6x	UPGDCL	157,387	3.6%	176.9	22.2x	4.8x
Pharmaceutical	3,376	3,386	-9.77	-0.29%	31	616,671	14.2%	1,369.3	10.0%	21.9x	2.6x	RENATA	113,264	2.6%	15.1	26.8x	5.2x
Fuel & Power	1,803	1,802	+0.71	+0.04%	21	477,448	11.0%	1,740.8	12.7%	14.5x	1.5x	ICB	89,848	2.1%	14.0	40.4x	2.0x
Cement	1,658	1,617	+41.69	+2.58%	7	104,110	2.4%	376.0	2.7%	39.4x	2.6x	BXPBARMA	87,126	2.0%	714.2	23.4x	2.7x
Services & Real Estate	1,166	1,159	+7.47	+0.64%	8	46,300	1.1%	242.6	1.8%	98.4x	1.0x	BEXIMCO	72,472	1.7%	1,431.4	NM	1.2x
Engineering	3,789	3,800	-11.10	-0.29%	41	479,790	11.0%	731.7	5.3%	38.8x	2.1x	BERGERPBL	72,275	1.7%	7.6	32.3x	8.1x
Food & Allied	16,760	16,818	-57.43	-0.34%	19	348,225	8.0%	379.4	2.8%	27.5x	7.5x	LHBL	70,031	1.6%	301.2	33.9x	4.2x
IT	2,212	2,241	-28.69	-1.28%	10	24,470	0.6%	92.4	0.7%	23.9x	2.1x	MARICO	67,520	1.6%	19.3	23.2x	42.4x
Textile	1,087	1,094	-6.87	-0.63%	56	111,795	2.6%	449.1	3.3%	186.1x	0.8x	BRACBANK	65,233	1.5%	106.0	15.4x	1.5x
Paper & Printing	5,400	5,402	-1.91	-0.04%	4	15,308	0.4%	20.5	0.1%	63.0x	1.1x	SUMITPOWER	59,801	1.4%	798.4	11.1x	1.7x
Tannery	1,725	1,730	-5.49	-0.32%	6	18,729	0.4%	39.9	0.3%	NM	1.8x	ISLAMIBANK	47,656	1.1%	17.8	8.5x	0.8x
Jute	9,823	10,044	-220.93	-2.20%	3	2,311	0.1%	15.3	0.1%	NM	12.0x	OLYMPIC	37,349	0.9%	72.7	18.3x	4.5x
Ceramics	463	468	-5.26	-1.12%	5	23,873	0.5%	70.5	0.5%	62.3x	1.6x	TITASGAS	36,997	0.9%	55.2	10.4x	0.5x
Miscellaneous	3,046	3,073	-27.05	-0.88%	13	169,984	3.9%	1,629.5	11.9%	55.3x	1.9x	DUTCHBANGL	36,960	0.9%	12.2	8.1x	1.2x
												UNILEVERCL	36,503	0.8%	21.3	39.6x	25.9x

Top Ten Gainers	Close Price (BDT)	Δ%	Turnover (BDT Mn)	PE	PB
EPGL	69.7	+49.9%	33.7	25.7x	1.5x
ZEALBANGLA	155.4	+10.0%	1.5	NM	NM
AGRANINS	37.5	+10.0%	20.1	58.9x	2.1x
ROBI	63.1	+9.9%	1,321.9	NM	5.0x
GLOBALINS	35.7	+9.5%	101.1	26.0x	2.8x
GOLDENSON	13.3	+9.0%	20.4	NM	0.7x
SSSTEEL	21.7	+8.5%	109.2	13.9x	1.3x
IDLC	84.3	+7.5%	265.4	15.8x	2.2x
MIDASFIN	24.4	+7.0%	19.6	11.7x	2.2x
PARAMOUNT	151.1	+6.9%	115.9	42.1x	6.1x

Top Twenty Free Float Mcap	Free Float Mcap (BDT Mn)	% of Total Free Float Mcap	PE	PB
SQRPHARMA	131,081	8.6%	14.4x	2.4x
BATBC	67,149	4.4%	22.1x	6.8x
BXPBARMA	60,831	4.0%	23.4x	2.7x
RENATA	55,295	3.6%	26.8x	5.2x
GP	50,758	3.3%	14.2x	12.0x
BEXIMCO	50,332	3.3%	NM	1.2x
BRACBANK	35,067	2.3%	15.4x	1.5x
ROBI	32,886	2.1%	NM	5.0x
LHBL	24,735	1.6%	33.9x	4.2x
ISLAMIBANK	23,200	1.5%	8.5x	0.8x
OLYMPIC	22,656	1.5%	18.3x	4.5x
EBL	22,048	1.4%	6.8x	1.1x
SUMITPOWER	22,001	1.4%	11.1x	1.7x
CITYBANK	21,762	1.4%	10.4x	1.2x
NBL	19,046	1.2%	7.7x	0.5x
PUBALIBANK	18,105	1.2%	11.1x	0.8x
LANKABAFIN	16,576	1.1%	35.1x	2.6x
UPGDCL	15,739	1.0%	22.2x	4.8x
IFIC	15,240	1.0%	12.9x	0.9x
ALARABANK	14,238	0.9%	6.8x	1.1x

Most Traded Share	Close Price (BDT)	Δ%	Turnover (BDT Mn)	PE	PB
BEXIMCO	82.7	-1.4%	1,431.4	NM	1.2x
ROBI	63.1	+9.9%	1,321.9	NM	5.0x
LANKABAFIN	46.3	+6.4%	925.7	35.1x	2.6x
SUMITPOWER	56.0	+0.2%	798.4	11.1x	1.7x
BXPBARMA	195.3	-0.1%	714.2	23.4x	2.7x
CITYBANK	31.9	+1.9%	398.7	10.4x	1.2x
SQRPHARMA	226.0	-0.8%	316.8	14.4x	2.4x
LHBL	60.3	+3.6%	301.2	33.9x	4.2x
IDLC	84.3	+7.5%	265.4	15.8x	2.2x
IFIC	14.9	-	247.3	12.9x	0.9x

Top Ten Losers	Close Price (BDT)	Δ%	Turnover (BDT Mn)	PE	PB
DACCADYE	6.9	-9.2%	1.4	NM	0.5x
MITHUNKNIT	8.6	-8.5%	2.1	NM	0.5x
ASIAPACINS	64.9	-8.2%	18.0	35.7x	3.1x
REPUBLIC	48.5	-7.6%	56.5	21.7x	3.2x
STANDARINS	40.9	-6.8%	20.9	23.4x	2.2x
RELIANCINS	59.8	-6.7%	9.6	9.6x	1.0x
ALLTEX	9.9	-6.6%	2.7	NM	0.6x
JAMUNAOIL	162.1	-6.6%	18.9	9.2x	1.0x
PRAGATIINS	55.0	-5.7%	27.7	14.4x	1.1x
CRYSTALINS	45.5	-5.6%	57.4	22.5x	2.3x

Block Trade	Maximum Price (BDT)	Minimum Price (BDT)	Turnover (BDT Mn)	Quantity ('000)	No. of
AGRANINS	34.5	34.5	0.5	15	1
ANWARGALV	128.7	128.7	8.2	64	1
BATBC	1418.3	1350	12.0	9	2
BDTHAI	29	29	2.9	100	1
BEACONPHAR	75.2	75.2	0.5	7	1
BEXIMCO	83.9	77	84.9	1,013	3
BRACBANK	48.5	48.5	46.6	960	2
CENTRALINS	57	55	2.3	42	2
CITYBANK	30.5	30.5	0.5	17	1
CONFIDCEM	124	124	5.0	40	1

Block Trade	Maximum Price (BDT)	Minimum Price (BDT)	Turnover (BDT Mn)	Quantity ('000)	No. of Trade
CVOPRL	115.4	115.4	11.5	100	1
DBH	86	85.5	3.2	38	5
EASTERNINS	103	103	3.3	32	1
EPGL	69.7	69.5	5.2	75	3
FINEFOODS	52.3	52.3	0.5	10	1
GBBPOWER	25.6	22.8	14.3	580	2
GOLDENSON	13	13	0.5	39	1
IDLC	80.2	80.2	1.6	20	1
JAMUNAOIL	173.5	173.5	2.8	16	1
KDSALTD	45	45	3.9	87	1
LANKABAFIN	43.2	43.2	1.9	45	1
LEGACYFOOT	56.7	56.7	1.0	18	2
MEGHNALIFE	66	63.1	3.3	51	2
NCCBANK	13.6	13.6	2.7	200	1
NEWLINE	19	19	0.9	49	1
NPOLYMAR	56.7	51	2.6	48	4
PARAMOUNT	140	140	1.8	13	1
POWERGRID	60	60	1.2	20	1
PROGRESLIF	102	93	1.1	11	2
PROVATIINS	88.9	87	149.5	1,699	14
SINGERBD	190	190	4.8	25	1
SSSTEEL	21.2	20.1	48.5	2,365	13
Total			429.6		75

Important DSE News
RINGSHINE

The Company has informed that the Board of Directors has decided to extend further the Lay Off of the factory at DEPZ from December 25, 2020 to January 23, 2021.

KEYACOSMET

The Company has informed that The Board of Directors and Shareholders of the Company has approved 1% cash dividend instead of earlier declared 2% stock dividend for all shareholders for the year ended on June 30, 2020 in their 24th AGM which was held on January 19, 2021.

MPETROLEUM

(Q2 Un-audited): EPS was Tk. 5.70 for October-December 2020 as against Tk. 6.19 for October-December 2019; EPS was Tk. 12.24 for July-December 2020 as against Tk. 13.75 for July-December 2019. NOCFPS was Tk. 46.14 for July-December 2020 as against Tk. 42.67 for July-December 2019. NAV per share was Tk. 160.46 as on December 31, 2020 and Tk. 148.21 as on June 30, 2020.

PENINSULA

Engineer Mosharraf Hossain, one of the Sponsors of the Company, has expressed his intention to buy 3,00,000 shares of the Company at prevailing market price (in the Public Market) through Stock Exchanges (DSE) within next 30 working days.

Ms. Ayesha Sultana, one of the Sponsor Directors of the Company, has expressed her intention to buy 2,00,000 shares of the Company at prevailing market price (in the Public Market) through Stock Exchanges (DSE) within next 30 working days.

KTL

The auditor of Kattali Textile Limited has given the following "Disclaimer of Opinion" paragraph in the audit report of the Company prepared for the year ended on June 30, 2020. Basis for Disclaimer Opinion: The management of the company failed to provide us with required documents regarding realization & collection of revenue and purchase within due time. In addition to that, we were unable to perform physical stock count and find no other ways to satisfy ourselves by alternative means concerning the inventory valuation and quantities held as per the statement of financial position at 30th June, 2020. Due to the outbreak of pandemic situation COVID -19 we were unable to perform our planned audit work within scheduled timeframe because of lack of cooperation and evidence provided by the management of the company. The company office and production facility were both declared as 'Red Zone' during the period our scheduled audit work. As a result of these matters, we were unable to determine whether any adjustments might have been found necessary in respect of above mentioned issues which could be pervasive and the elements making up the statement of profit or loss, statement of changes in equity and statement of cash flows.

BXSYNTH

BSEC News: Referring to the earlier news disseminated on 05.01.2021 regarding Suspension of trading of the shares of BXSYNTH as per BSEC Directive, the trading of the shares has been further suspended for 15 days effective from January 21, 2021 as per BSEC Directive No. BSEC/SRMIC/174-2020/52 dated September 07, 2020 under Section 9(7) of the Securities and Exchange Ordinance, 1969 (Ordinance No. XVII of 1969) subject to the compliance of Section 9(8) of this Ordinance.

GP

The Company has informed that they will organize a conference on its 2020 Financial results on January 28, 2021 at 10:00 AM via live webcast at the following link of <https://tinyurl.com/gp-q4-2020>. Research analysts or financial reporters can participate in the event by visiting the above link. To participate in question & answer session, prior registration is required by filling up the contact form in <https://www.grameenphone.com/contact-us?formtype=2940> with participant details.

Upcoming Corporate Events

DSE Ticker	Right Share	Dividend		Event	Date
		Stock	Cash		
JAMUNAOIL	-	0.0%	30.0%	Record Date	20-Jan-21
JAMUNAOIL	-	0.0%	120.0%	Record Date	21-Jan-21
MPETROLEUM	-	0.0%	150.0%	Record Date	21-Jan-21

Upcoming IPOs

Company Name	Event	Opening Date	Closing Date
Lub-rref (Bangladesh)	Subscription	26-01-21	01-02-21
NRB Commercial Bank Ltd	Subscription	03-02-21	09-02-21
Desh General Insurance	Subscription	14-02-21	18-02-21

Disclaimer: This report has been prepared by BRAC EPL Stock Brokerage Ltd and is provided for information purposes. It is not, under any circumstances, to be used or considered as an offer to sell, or a solicitation of any offer to buy. Reasonable care has been taken to ensure that the information is not untrue and misleading. BRAC EPL Stock Brokerage Ltd makes no representation or warranty as to the accuracy or completeness of such information. All opinions and estimates included in this report constitute our judgment as of this date and are subject to change without notice.