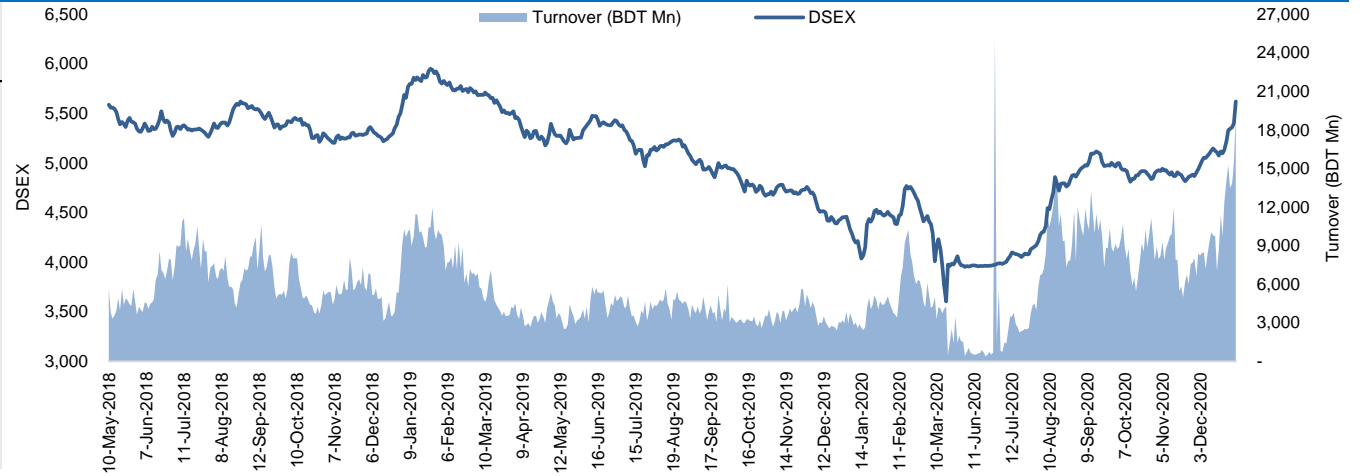


The market closed in green today. The benchmark index DSEX (+4.01%) gained 216.89 points and closed at 5,618.96. The blue-chip index DS30 (+5.86%), the Shariah-based index DSES (+4.62%), and the large-cap index CDSET (+4.80%) closed at 2,078.95, 1,299.52, and 1,176.92 points, respectively. All the large-cap sectors posted positive performance today. NBFI booked the highest gain of 6.69% followed by Pharmaceutical (+5.32%), Engineering (+5.12%), Telecommunication (+5.09%), Food & Allied (+4.76%), Fuel & Power (+3.32%), and Bank (+1.41%), respectively. Block trades contributed 5.2% of the overall market turnover. Beximco Pharmaceuticals Ltd. (+10.0%) was the most traded share with a turnover of BDT 1,984 million.



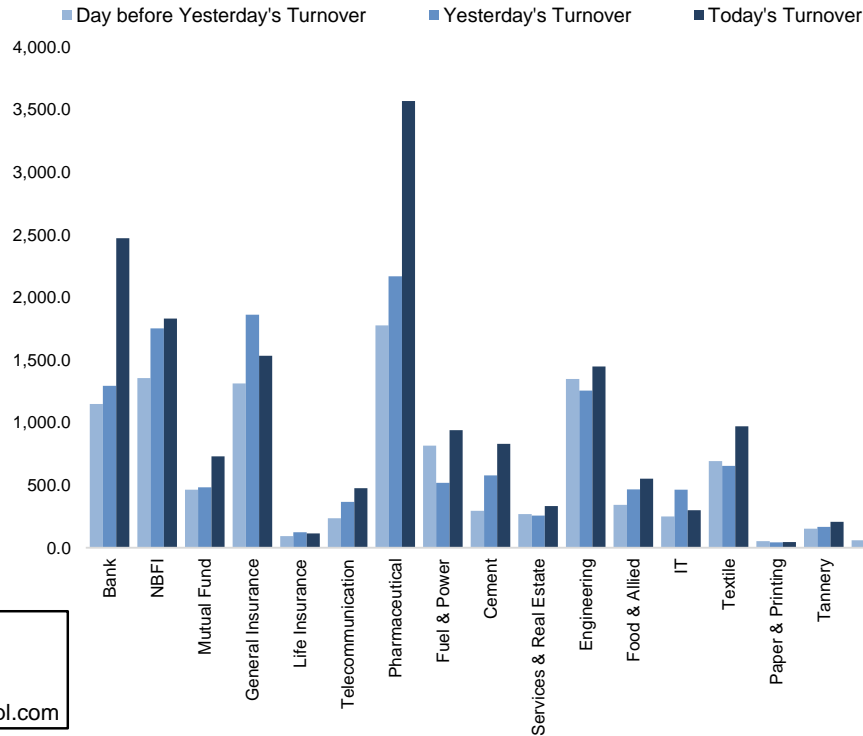
Index	Closing	Opening	Point Δ	%Δ	YTD %Δ
DSEX	5,618.96	5,402.07	+216.89	+4.01%	+4.0%
DS30	2,078.95	1,963.96	+114.99	+5.86%	+5.9%
DSES	1,299.52	1,242.11	+57.41	+4.62%	+4.6%
CDSEI	1,176.92	1,123.03	+53.89	+4.80%	+4.8%

	Advanced	Declined	Unchanged	Total
All Category	253	58	50	361
A Category (Equity)	186	41	35	262
B Category (Equity)	39	9	10	58
N Category (Equity)	6	1	0	7
Z Category (Equity)	22	7	5	34
Mutual Funds	37	0	0	37
Corporate Bonds	1	1	0	2

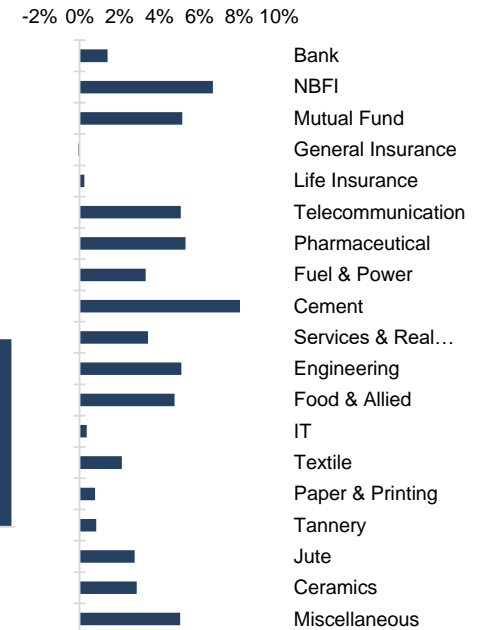
		Today	Last Day	Daily %Δ
Mcap	Mn BDT	4,646,374	4,482,301	+3.7%
	Mn USD	54,689	52,758	
Turnover	Mn BDT	19,258	15,433	+24.8%
	Mn USD	227	182	
Volume	Mn Shares	672	507	+32.4%
No. of Trade		258,824	243,988	+6.1%

<b>Md. Rafiqul Islam</b> Research Associate (880) 1708805229 mrafiqulislam@bracepl.com	<b>Md Mahirul Quddus</b> Research Associate (880) 1709636546 mmahirul.quddus@bracepl.com
---	---

**Figure: Sectorial Turnover (BDT Mn)**



**Figure: Sectorial Mcap Change**



**Market PE** 19.7x  
**Market PB** 1.8x

Sector Index	Closing	Opening	Points Δ	%Δ	No. of Companies	Mcap (BDT Mn)	% of Total Mcap	Turnover (BDT Mn)	% of Total Turnover	PE	PB	Top Twenty Market Cap	Mcap (BDT Mn)	% of Total Mcap	Turnover (BDT Mn)	PE	PB
Bank	1,392	1,373	+19.34	+1.41%	30	579,227	14.2%	2,473.8	13.5%	8.0x	0.8x	GP	483,948	11.9%	154.3	13.6x	11.5x
NBFI	2,170	2,034	+136.03	+6.69%	23	203,007	5.0%	1,830.2	10.0%	NM	3.4x	WALTONHIL	357,183	8.7%	151.2	52.6x	4.5x
Mutual Fund	1,009	960	+49.53	+5.16%	37	44,085	1.1%	729.9	4.0%	NM	0.9x	BATBC	224,892	5.5%	279.3	19.6x	6.0x
General Insurance	4,102	4,104	-2.05	-0.05%	37	101,285	2.5%	1,534.4	8.4%	22.0x	2.0x	SQRPHARMA	210,798	5.2%	390.8	15.1x	2.6x
Life Insurance	2,168	2,163	+5.36	+0.25%	12	58,680	1.4%	113.7	0.6%	NM	NM	ROBI	171,280	4.2%	16.7	NM	2.6x
Telecommunication	5,741	5,463	+278.00	+5.09%	3	685,356	16.8%	476.8	2.6%	18.6x	6.0x	UPGDCL	159,822	3.9%	132.6	22.6x	4.9x
Pharmaceutical	3,482	3,306	+176.00	+5.32%	31	635,978	15.6%	3,569.3	19.5%	22.5x	2.7x	RENATA	111,344	2.7%	21.9	27.8x	5.1x
Fuel & Power	1,672	1,618	+53.64	+3.32%	20	434,570	10.6%	940.4	5.2%	13.0x	1.4x	BXPHARMA	93,460	2.3%	1,984.0	26.6x	2.9x
Cement	1,530	1,416	+114.13	+8.06%	7	96,074	2.4%	830.0	4.5%	38.4x	2.4x	ICB	84,288	2.1%	70.9	37.9x	1.9x
Services & Real Estate	1,121	1,084	+37.20	+3.43%	9	46,024	1.1%	332.4	1.8%	96.4x	1.0x	MARICO	67,933	1.7%	46.3	23.3x	42.6x
Engineering	4,162	3,959	+202.59	+5.12%	41	527,006	12.9%	1,448.6	7.9%	43.4x	2.3x	BERGERPBL	67,860	1.7%	20.6	30.4x	7.6x
Food & Allied	15,406	14,706	+700.29	+4.76%	19	320,092	7.8%	552.3	3.0%	25.3x	6.9x	BRACBANK	61,388	1.5%	55.3	14.5x	1.4x
IT	2,359	2,350	+8.61	+0.37%	10	26,093	0.6%	299.1	1.6%	25.5x	2.2x	LHBL	60,972	1.5%	544.6	29.5x	3.6x
Textile	1,110	1,087	+23.07	+2.12%	56	114,212	2.8%	969.4	5.3%	341.8x	0.8x	BEXIMCO	54,945	1.3%	1,113.5	NM	0.9x
Paper & Printing	5,531	5,488	+43.01	+0.78%	4	15,678	0.4%	44.3	0.2%	64.5x	1.1x	SUMITPOWER	43,997	1.1%	77.3	8.1x	1.2x
Tannery	1,787	1,772	+14.90	+0.84%	6	19,399	0.5%	207.1	1.1%	NM	1.9x	ISLAMIBANK	43,148	1.1%	15.8	7.7x	0.7x
Jute	12,491	12,155	+336.20	+2.77%	3	2,939	0.1%	65.8	0.4%	NM	15.2x	OLYMPIC	39,248	1.0%	46.8	19.4x	4.8x
Ceramics	486	472	+13.53	+2.87%	5	25,055	0.6%	342.9	1.9%	62.7x	1.7x	DUTCHBANGL	35,750	0.9%	23.0	7.8x	1.2x
Miscellaneous	2,668	2,540	+128.27	+5.05%	13	148,875	3.6%	1,497.2	8.2%	47.3x	1.6x	UNILEVERCL	35,136	0.9%	29.0	38.1x	24.9x
												TITASGAS	30,963	0.8%	20.5	8.7x	0.4x

Top Ten Gainers	Close Price (BDT)	Δ%	Turnover (BDT Mn)	PE	PB
SAIFPOWER	19.8	+10.0%	171.1	18.2x	1.3x
BEXIMCO	62.7	+10.0%	1,113.5	NM	0.9x
ILFSL	6.6	+10.0%	10.7	NM	NM
ISLAMICFIN	20.9	+10.0%	119.0	14.5x	1.4x
BSCCL	182.7	+10.0%	305.7	31.5x	4.5x
BXPHARMA	209.5	+10.0%	1,984.0	26.6x	2.9x
ZEALBANGLA	160.3	+9.9%	3.1	NM	NM
IDLC	69.7	+9.9%	241.6	13.1x	1.8x
CENTRALPHL	13.3	+9.9%	67.4	NM	2.0x
CRYSTALINS	43.3	+9.9%	1.2	21.4x	2.2x

Top Twenty Free Float Mcap	Free Float Mcap (BDT Mn)	% of Total Free Float Mcap	PE	PB
SQRPHARMA	137,925	9.3%	15.1x	2.6x
BXPHARMA	81,133	5.4%	26.6x	2.9x
BATBC	59,484	4.0%	19.6x	6.0x
RENATA	54,358	3.7%	27.8x	5.1x
GP	48,395	3.2%	13.6x	11.5x
BEXIMCO	38,159	2.6%	NM	0.9x
BRACBANK	34,199	2.3%	14.5x	1.4x
OLYMPIC	28,365	1.9%	19.4x	4.8x
LHBL	21,535	1.4%	29.5x	3.6x
ISLAMIBANK	21,004	1.4%	7.7x	0.7x
EBL	20,405	1.4%	7.3x	1.1x
CITYBANK	18,315	1.2%	8.2x	0.9x
PUBALIBANK	17,330	1.2%	10.6x	0.7x
ROBI	17,128	1.2%	NM	2.6x
IFIC	16,978	1.1%	14.4x	1.0x
SUMITPOWER	16,186	1.1%	8.1x	1.2x
UPGDCL	15,982	1.1%	22.6x	4.9x
NBL	15,871	1.1%	6.4x	0.4x
ALARABANK	13,554	0.9%	6.5x	1.0x
BEACONPHAR	13,162	0.9%	47.3x	4.0x

Most Traded Share	Close Price (BDT)	Δ%	Turnover (BDT Mn)	PE	PB
BXPHARMA	209.5	+10.0%	1,984.0	26.6x	2.9x
IFIC	16.6	+9.2%	1,309.7	14.4x	1.0x
BEXIMCO	62.7	+10.0%	1,113.5	NM	0.9x
LHBL	52.5	+9.8%	544.6	29.5x	3.6x
LANKABAFIN	34.5	+9.9%	428.0	26.1x	1.9x
SQRPHARMA	237.8	+8.3%	390.8	15.1x	2.6x
ORIONPHARM	56.0	+2.4%	310.6	19.7x	0.8x
BSCCL	182.7	+10.0%	305.7	31.5x	4.5x
SPCERAMICS	36.0	+9.8%	295.5	NM	1.2x
BATBC	1,249.4	+5.8%	279.3	19.6x	6.0x

Top Ten Losers	Close Price (BDT)	Δ%	Turnover (BDT Mn)	PE	PB
RAHIMAFOOD	175.7	-7.2%	77.0	NM	18.2x
DAFODILCOM	69.0	-6.5%	10.5	75.8x	5.0x
EASTERNINS	99.8	-6.1%	5.7	25.0x	2.2x
IMAMBUTTON	24.2	-3.6%	1.0	NM	5.0x
ACFL	35.3	-3.3%	19.5	24.2x	0.8x
DOMINAGE	33.4	-3.2%	99.8	15.3x	1.5x
BNICL	71.2	-3.1%	39.7	34.7x	3.6x
SHAHJABANK	22.2	-3.1%	8.5	11.6x	1.2x
ASIAPACINS	72.7	-2.9%	17.1	40.0x	3.5x
ECABLES	164.8	-2.8%	7.4	NM	11.9x

Top 30 Block Trade	Maximum Price (BDT)	Minimum Price (BDT)	Turnover (BDT Mn)	Quantity ('000)	No. of
BEXIMCO	62.7	54	728.8	11,694	17
SSSTEEL	19.4	18.2	50.2	2,733	14
ECABLES	180	154	32.0	206	3
BARKAPOWER	27.5	26	25.0	942	8
BSCCL	175	171	19.4	111	2
MTB	24.6	24	14.6	607	3
BXPHARMA	182	182	14.6	80	1
NITOLINS	70.1	68.5	14.3	208	2
ROBI	32.7	32.5	13.9	425	9
PTL	58.3	58.3	11.7	200	1

Top 30 Block Trade	Maximum Price (BDT)	Minimum Price (BDT)	Turnover (BDT Mn)	Quantity ('000)	No. of Trade
GREENDELMF	8.1	8.1	9.6	1,190	4
ADNTEL	61	61	7.9	130	6
IBP	17.2	17.2	7.0	408	2
SKTRIMS	56.5	56	7.0	124	3
BDFINANCE	29.8	27	5.3	183	3
WALTONHIL	1050	1050	3.7	4	2
RINGSHINE	6.4	5.8	3.7	580	6
TRUSTBANK	32.8	32.8	3.2	99	1
NCCBANK	12.8	12.8	2.9	230	1
LANKABAFIN	32.6	32.6	2.9	90	2
IDLC	66	66	2.0	30	1
LHBL	52.5	49	1.8	37	2
BDTHAI	30.5	30.5	1.5	50	1
PROVATIINS	87	87	1.5	17	1
DBH	86.2	86.1	1.1	13	2
BATBC	1107	1107	1.1	1	1
PEOPLESINS	54	54	1.1	20	1
ADVENT	21	21	1.1	50	1
GP	350	350	1.1	3	1
ORIONPHARM	54	50	1.0	20	2
<b>Total</b>			<b>998.7</b>		<b>115</b>

**Important DSE News**
**BEXIMCO**

The Company has informed that Bangladesh Export Import Company Ltd (Beximco Ltd) has purchased 35 million shares of Beximco Power Ltd (BexPower) at par valued at BDT. 350 million from Beximco Holdings Ltd. With this purchase the number of Beximco Ltd.'s shares in BexPower has increased to 75 million shares which is 75% of the total issued shares of BexPower. The remaining 25% shares in BexPower is held by Mr. A S F Rahman, Mr. Salman F Rahman, Mr. Nazmul Hassan and Mr. O K Chowdhury. BexPower holds 80% shares in Teesta Solar Limited (TSL) and Korotoa Solar Ltd. (KSL) who have entered into a Power Purchase Agreement (PPA) with BPDB and an Implementation Agreement with the Government of Bangladesh for supply of 200MW and 30MW solar generated electricity from solar electricity plants to be established in Gaibandha and Panchagarh respectively. The balance 20% shares in TSL and KSL are held by the respective technical Partners from China

**IFADAUTOS**

The Company has informed that the production of the Cabin Manufacturing units of the company commenced from December 31, 2020 located at IFAD Industrial Park, Dhamrai project, Dhaka, which was financed out of the Rights Share utilization schedule fund. The monthly production will be in a single shift up to 300 units, annual production will be in a single shift up to 3600 units and in full swing production 100% capacity up to 10,000 units per annum

**RAHIMAFOOD**

In response to a DSE query dated December 29, 2020, the Company has informed the followings: (1) Currently the company is not in operation; (2) The Company was in operation till June, 2013 and thereafter suspended its production activity for diversification to other manufacturing process, and (3) Establishment of new project for production and marketing of Coconut oil is in progress and is expected to be completed by May 2021, so as to start its commercial operation by June, 2021.

**IBNSINA**

The Company has informed that the Board of Directors has decided to form a Subsidiary Company in the name of The IBN Sina Natural Medicine Ltd. aiming to comply with the legal requirements of the Directorate General of Drug Administration (DGDA), Government of Bangladesh under wholly owned investment of The IBN SINA Pharmaceutical Industry Ltd. subject to completion of all regulatory formalities and approval of the concerned regulatory authorities, where the Board also approved Authorized and paid up capital of the Subsidiary Company respectively BDT 40.00 crore and BDT 12.00 crore.

**NCCBANK**

The Company has informed that Mr. Mohammad Mamdudur Rashid has joined as the Managing Director & CEO of the National Credit and Commerce Bank Limited with effect from December 28, 2020.

**RAHIMAFOOD**

(Q1 Un-audited): EPS was Tk. 0.06 for July-September 2020 as against Tk. (1.77) for July-September 2019; NOCFPS was Tk. (0.06) for July-September 2020 as against Tk. (0.05) for July-September 2019. NAV per share was Tk. 9.63 as on September 30, 2020 and Tk. 9.65 as on September 30, 2019. The Company has also informed that Retained Earnings was Tk. (7,414,951.00) as on September 30, 2020 and Tk. (8,523,415.00) as on June 30, 2020.

**PREMIERCEM**

Mr. Zahur Ahamed, one of the Sponsors of Premier Cement Mills Limited, has expressed his intention to transfer 2,00,000 shares out of his total holding of 17,00,000 shares of the Company to his son Mr. Mohammed Nizamuddin Ishti, by way of gift outside the trading system of the Exchange within next 30 working days from the date of issuance of approval letter by CSE.

**Upcoming Corporate Events**

DSE Ticker	Right Share	Dividend		Event	Date
		Stock	Cash		
PADMAOIL	-	0.0%	125.0%	Record Date	18-Jan-21
BEACHHATCH	-	0.0%	0.0%	Record Date	18-Jan-21
MPETROLEUM	-	0.0%	150.0%	Record Date	21-Jan-21

**Upcoming IPOs**

Company Name	Event	Opening Date	Closing Date
Taufika Foods and Agro	Subscription	03-01-21	07-01-21
eGeneration Limited	Subscription	12-01-21	18-01-21
Lub-rref (Bangladesh)	Subscription	26-01-21	01-02-21

**Disclaimer:** This report has been prepared by BRAC EPL Stock Brokerage Ltd and is provided for information purposes. It is not, under any circumstances, to be used or considered as an offer to sell, or a solicitation of any offer to buy. Reasonable care has been taken to ensure that the information is not untrue and misleading. BRAC EPL Stock Brokerage Ltd makes no representation or warranty as to the accuracy or completeness of such information. All opinions and estimates included in this report constitute our judgment as of this date and are subject to change without notice.