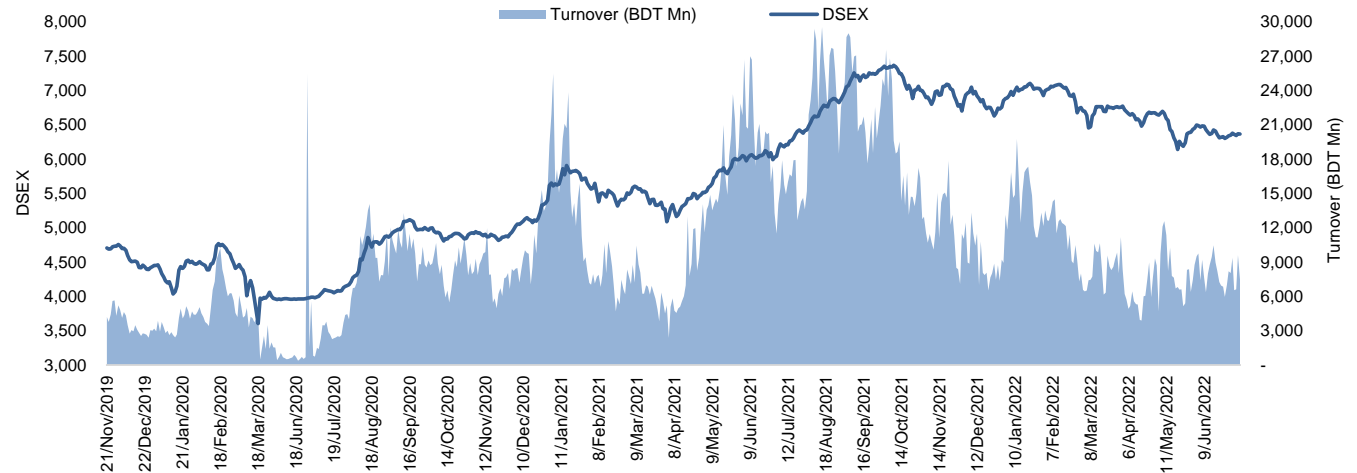


Daily Market Update

The market closed in red today. The benchmark index DSEX (-0.10%) lost 6.08 points and closed at 6,366.05. The blue-chip index DS30 (-0.09%), the Shariah-based index DSES (0.00%), and the large-cap index CDSET (-0.20%) closed at 2,299.86, 1,389.20, and 1,260.33 points, respectively. Large-cap sectors posted mixed performance today. Engineering booked the highest gain of 0.14% followed by NBF1 (+0.11%), Pharmaceutical (+0.04%). Bank experienced the highest loss of 0.42% followed by Telecommunication (-0.13%), Food & Allied (-0.11%), Fuel & Power (-0.04%). Block trades contributed 1.0% of the overall market turnover. Bangladesh Export Import Company Ltd. (+0.1%) was the most traded share with a turnover of BDT 555 million.



Index	Closing	Opening	Point Δ	%Δ	YTD %Δ
DSEX	6,366.05	6,372.13	-6.08	-0.10%	-5.8%
DS30	2,299.86	2,301.92	-2.06	-0.09%	-9.2%
DSES	1,389.20	1,389.25	-0.06	-0.00%	-2.9%
CDSET	1,260.33	1,262.91	-2.58	-0.20%	-7.3%

	Advanced	Declined	Unchanged	Total
All Category	118	210	54	382
A Category (Equity)	88	136	39	263
B Category (Equity)	23	56	10	89
N Category (Equity)	1	5	1	7
Z Category (Equity)	6	13	4	23
Mutual Funds	4	13	18	35
Corporate Bonds	0	2	1	3

		Today	Last Day	Daily %Δ
Mcap	Mn BDT	5,193,549	5,197,542	
	Mn USD	55,576	55,618	-0.1%
Turnover	Mn BDT	7,470	9,608	-22.3%
	Mn USD	80	103	
Volume	Mn Shares	171	249	-31.1%
No. of Trade		144,579	188,539	-23.3%

* Exchange Rate is BDT 93.45 as of Jul 06, 2022

Figure: Sectorial Turnover (BDT)

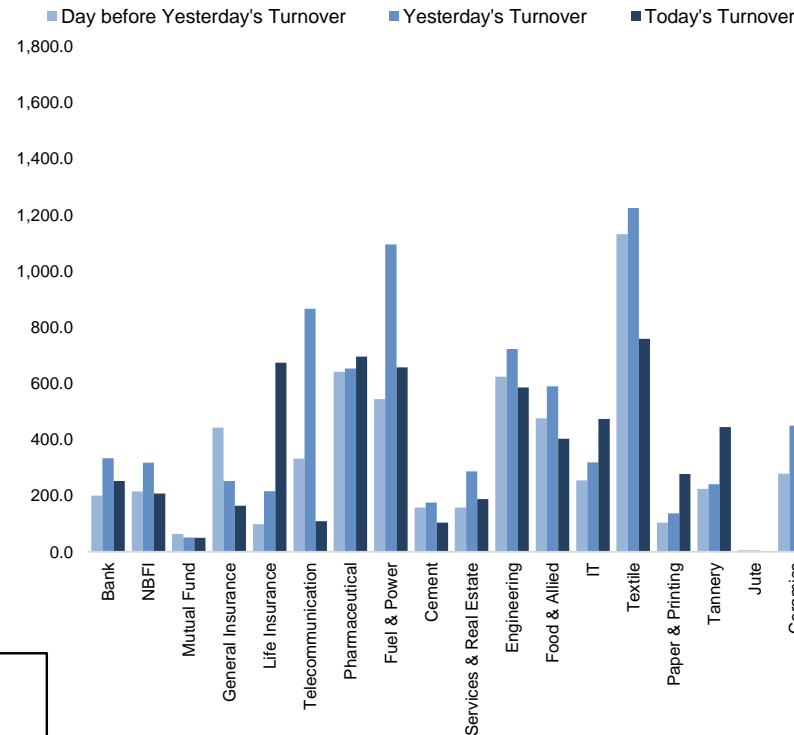
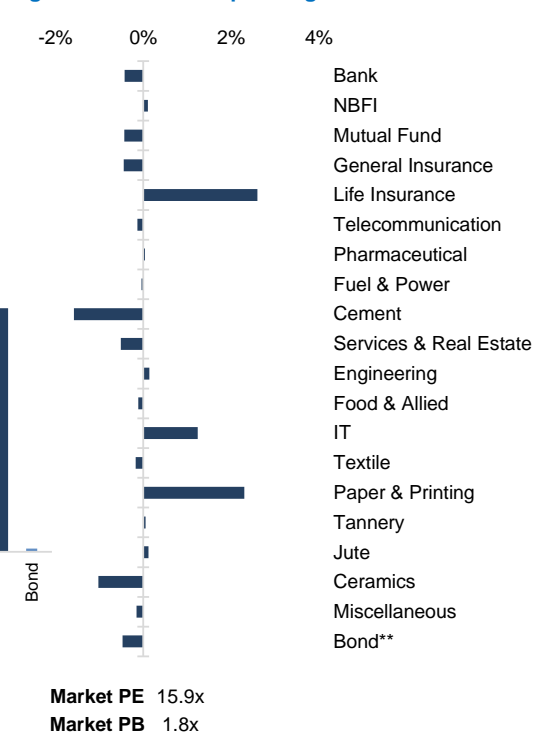


Figure: Sectorial Mcap Change



Market PE 15.9x
Market PB 1.8x

Fahim Hassan
Research Associate
(880) 1709636546
fahim.hassan@bracepl.com

Billal Hossain
Research Associate
(880) 1708805229
billal.hossain@bracepl.com

Sector Index	Closing	Opening	Points Δ	%Δ	No. of Companies	Mcap (BDT Mn)	% of Total Mcap	Turnover (BDT Mn)	% of Total Turnover	PE	PB	Top Twenty Market Cap	Mcap (BDT Mn)	% of Total Mcap	Turnover (BDT Mn)	PE	PB
Bank	1,437	1,443	-6.08	-0.42%	33	665,717	14.5%	252.7	3.5%	7.9x	0.8x	GP	396,043	8.7%	71.8	11.9x	6.8x
NBFI	2,003	2,001	+2.19	+0.11%	23	197,051	4.3%	208.2	2.9%	NM	3.6x	WALTONHIL	327,981	7.2%	1.7	22.9x	3.4x
Mutual Fund	881	884	-3.82	-0.43%	36	38,979	0.9%	50.4	0.7%	NM	0.8x	BATBC	291,600	6.4%	35.6	19.1x	8.9x
General Insurance	3,352	3,367	-15.01	-0.45%	41	99,512	2.2%	164.6	2.3%	15.8x	1.6x	SQURPHARMA	190,676	4.2%	33.5	10.3x	1.9x
Life Insurance	2,429	2,367	+61.59	+2.60%	13	68,213	1.5%	673.6	9.4%	NM	NM	ROBI	190,661	4.2%	23.3	NM	2.9x
Telecommunication	5,286	5,293	-6.88	-0.13%	3	623,197	13.6%	109.4	1.5%	16.6x	4.6x	UPGDCL	143,764	3.1%	2.6	11.6x	4.4x
Pharmaceutical	3,759	3,757	+1.60	+0.04%	32	705,616	15.4%	695.6	9.7%	17.4x	2.5x	RENATA	142,502	3.1%	6.3	25.7x	5.0x
Fuel & Power	1,821	1,822	-0.71	-0.04%	23	475,612	10.4%	656.7	9.2%	11.9x	1.2x	BEXIMCO	116,463	2.5%	555.3	8.1x	1.5x
Cement	2,457	2,496	-39.48	-1.58%	7	120,299	2.6%	104.1	1.5%	25.5x	2.6x	LHBL	81,296	1.8%	63.1	21.5x	4.6x
Services & Real Estate	1,438	1,445	-7.36	-0.51%	8	54,646	1.2%	187.9	2.6%	76.0x	1.0x	ICB	80,582	1.8%	3.8	45.6x	1.8x
Engineering	4,696	4,689	+6.68	+0.14%	42	549,047	12.0%	585.5	8.2%	19.0x	1.9x	BERGERPBL	80,215	1.8%	0.4	27.6x	7.6x
Food & Allied	21,939	21,965	-25.14	-0.11%	21	390,039	8.5%	402.7	5.6%	23.8x	9.1x	MARICO	75,644	1.7%	6.1	21.3x	28.1x
IT	2,718	2,685	+33.39	+1.24%	11	34,400	0.8%	473.1	6.6%	28.0x	2.4x	BXPBARMA	69,147	1.5%	24.3	12.1x	1.7x
Textile	1,601	1,604	-2.72	-0.17%	58	173,003	3.8%	758.7	10.6%	26.0x	1.1x	BRACBANK	58,816	1.3%	71.0	11.1x	1.1x
Paper & Printing	8,286	8,100	+186.49	+2.30%	6	29,649	0.6%	276.9	3.9%	NM	2.0x	BEACONPHAR	58,674	1.3%	25.6	62.7x	10.1x
Tannery	3,201	3,199	+1.73	+0.05%	6	34,165	0.7%	443.8	6.2%	48.3x	3.4x	ISLAMIBANK	52,003	1.1%	2.8	10.6x	0.8x
Jute	8,674	8,664	+10.57	+0.12%	3	1,996	0.0%	1.9	0.0%	NM	28.2x	DUTCHBANGL	44,876	1.0%	2.4	7.8x	1.2x
Ceramics	796	804	-8.20	-1.02%	5	35,845	0.8%	250.9	3.5%	33.6x	2.2x	TITASGAS	42,635	0.9%	86.0	12.8x	0.6x
Miscellaneous	4,437	4,443	-6.84	-0.15%	15	246,397	5.4%	867.3	12.1%	12.1x	2.1x	POWERGRID	40,768	0.9%	33.7	11.1x	0.4x
Bond**	90	90	-0.43	-0.47%	9	37,268	0.8%	2.6	0.0%	NM	NM	SUMITPOWER	39,939	0.9%	10.4	9.5x	1.1x

Top Ten Gainers	Close Price (BDT)	Δ%	Turnover (BDT Mn)	PE	PB	Top Twenty Free Float Mcap	Free Float Mcap (BDT Mn)	% of Total Free Float Mcap	PE	PB	Most Traded Share	Close Price (BDT)	Δ%	Turnover (BDT Mn)	PE	PB
DELTALIFE	150.1	+9.6%	552.1	NM	NM	SQURPHARMA	124,759	7.3%	10.3x	1.9x	BEXIMCO	132.9	+0.1%	555.3	8.1x	1.5x
KPCL	30.4	+8.2%	52.8	NM	1.4x	BEXIMCO	77,622	4.5%	8.1x	1.5x	DELTALIFE	150.1	+9.6%	552.1	NM	NM
LIBRAINFU	870.3	+7.5%	13.0	NM	0.7x	BATBC	77,128	4.5%	19.1x	8.9x	FORTUNE	90.4	-0.2%	405.0	29.2x	6.0x
INTRACO	31.1	+7.2%	296.0	29.8x	2.6x	RENATA	69,441	4.0%	25.7x	5.0x	GENEXIL	81.4	+6.1%	318.1	23.9x	4.4x
OIMEX	20.8	+6.7%	27.9	NM	1.7x	BXPBARMA	48,279	2.8%	12.1x	1.7x	INTRACO	31.1	+7.2%	296.0	29.8x	2.6x
GENEXIL	81.4	+6.1%	318.1	23.9x	4.4x	BEACONPHAR	41,072	2.4%	62.7x	10.1x	FUWANGFOOL	26.0	-1.1%	167.8	NM	2.2x
ZAHEENSPIN	13.3	+5.6%	65.2	NM	2.3x	GP	39,604	2.3%	11.9x	6.8x	ORIONINFU	95.0	+1.7%	162.2	56.4x	7.0x
AFCAGRO	26.7	+4.7%	68.5	65.1x	1.5x	BRACBANK	31,619	1.8%	11.1x	1.1x	SONALIPAPR	678.2	+2.8%	157.0	47.9x	2.7x
PAPERPROC	177.1	+3.9%	77.2	58.0x	6.0x	LHBL	28,714	1.7%	21.5x	4.6x	SPCERAMICS	50.6	-1.9%	154.9	NM	1.6x
PRIMETEX	37.4	+3.6%	76.9	11.6x	0.5x	ISLAMIBANK	25,315	1.5%	10.6x	0.8x	BSC	116.0	-0.4%	113.9	8.6x	1.7x

Top Ten Losers	Close Price (BDT)	Δ%	Turnover (BDT Mn)	PE	PB	ROBI	NBL	CITYBANK	PUBALIBANK	OLYMPIC	BSRMLTD	ALARABANK	SUMITPOWER	UPGDCL	Block Trade	Maximum Price (BDT)	Minimum Price (BDT)	No. of Trade	Quantity ('000)	Turnover (BDT Mn)	
ZEALBANGLA	181.5	-2.0%	1.5	NM	NM	ROBI	19,066	1.1%	NM	2.9x	CITYBANK	18,261	1.1%	5.1x	0.8x	SONALIPAPR	680.0	647.0	3.0	125	83.92
BRACBANK	39.3	-2.0%	71.0	11.1x	1.1x	NBL	18,652	1.1%	NM	0.5x	PUBALIBANK	18,173	1.1%	5.8x	0.6x	AL-HAJTEX	122.7	121.5	18.0	599	73.12
CROWNCEMNT	74.0	-2.0%	1.6	37.6x	1.4x	CITYBANK	18,261	1.1%	5.1x	0.8x	OLYMPIC	15,435	0.9%	16.8x	2.7x	CITYBANK	22.7	22.7	1.0	1,000	22.70
MEGHNAPEP	34.7	-2.0%	2.4	NM	NM	BSRMLTD	15,394	0.9%	5.3x	0.7x	ALARABANK	15,228	0.9%	11.2x	1.1x	DELTALIFE	150.5	134.2	6.0	160	21.58
SAVAREFR	238.6	-2.0%	0.4	NM	3408.6x	ALARABANK	15,228	0.9%	11.2x	1.1x	SUMITPOWER	14,693	0.9%	9.5x	1.1x	PRIMEINSUR	104.0	98.3	6.0	214	21.52
ACFL	29.9	-2.0%	3.3	26.2x	0.8x	SUMITPOWER	14,693	0.9%	9.5x	1.1x	SUMITPOWER	14,693	0.9%	9.5x	1.1x	IPDC	60.0	60.0	1.0	200	12.00
SHYAMPUSUG	114.9	-2.0%	7.0	NM	NM	UPGDCL	14,376	0.8%	11.6x	4.4x	UPGDCL	14,376	0.8%	11.6x	4.4x	KTL	27.7	27.7	8.0	427	11.83
ILFSL	5.0	-2.0%	1.5	NM	NM										ORIONPHARM	94.5	94.5	1.0	116	10.92	
LHBL	70.0	-2.0%	63.1	21.5x	4.6x									UNIONBANK	10.6	9.8	4.0	753	7.92		
LRBDL	40.0	-2.0%	16.9	17.0x	1.1x									ROBI	38.9	38.9	1.0	150	5.84		

*NBFI Sector PE calculation methodology has been modified to reflect positive earnings only.

** The base of the Bond index starts at 100, starting from Jan 13, 2022

Block Trade	Maximum Price (BDT)	Minimum Price (BDT)	Turnover (BDT Mn)	Quantity ('000)	No. of Trade
SONALIPAPR	680.0	647.0	83.9	125	3
AL-HAJTEX	122.7	121.5	73.1	599	18
CITYBANK	22.7	22.7	22.7	1,000	1
DELTALIFE	150.5	134.2	21.6	160	6
PRIMEINSUR	104.0	98.3	21.5	214	6
IPDC	60.0	60.0	12.0	200	1
KTL	27.7	27.7	11.8	427	8
ORIONPHARM	94.5	94.5	10.9	116	1
UNIONBANK	10.6	9.8	7.9	753	4
ROBI	38.9	38.9	5.8	150	1
SQURPHARMA	224.0	224.0	4.5	20	1
BEACHHATCH	46.0	46.0	4.5	97	1
FORTUNE	88.8	88.8	4.4	50	1
SPCERAMICS	55.0	50.8	2.7	50	2
COPPERTECH	45.0	45.0	2.4	53	1
NAHEEACP	67.0	66.9	2.1	32	2
ZAHEENSPIN	12.5	12.5	1.9	152	2
SALVOCHEM	70.2	67.9	1.6	23	2
INTRACO	29.0	28.5	1.3	45	2
JAMUNABANK	24.7	24.7	1.2	50	1
PREMIERCEM	52.0	52.0	1.0	20	1
NEWLIN	47.2	47.2	1.0	21	1
Total			303.1		71

Important DSE News
NRBCBANK

Trading of the shares of the company will be allowed only in the Spot Market and Block transaction will also be settled as per spot settlement cycle with cum benefit from 07.07.2022 to 12.07.2022 and trading of the shares will remain suspended on record date i.e., 13.07.2022.

REPUBLIC

Mr. Saber Hossain Chowdhury, one of the Directors of the Company, has expressed his intention to buy 1,10,000 shares of the Company at prevailing market price (in the Public Market) through Dhaka Stock Exchange within next 30 working days.

Upcoming Corporate Events

DSE Ticker	Right Share	Dividend		Event	Date
		Stock	Cash		
Janata Insurance Company Ltd.	-	5.0%	6.0%	Record Date	7-Jul-22
Bangladesh General Insurance Company Ltd.	-	0.0%	12.5%	Record Date	7-Jul-22
Pragati Life Insurance Ltd.	-	6.0%	11.0%	Record Date	7-Jul-22
Prime Insurance Company Ltd.	-	0.0%	15.0%	Record Date	12-Jul-22
NRB Commercial Bank Limited	-	7.5%	0.0%	Record Date	13-Jul-22
Union Insurance Company Limited	-	0.0%	5.0%	Record Date	20-Jul-22
Express Insurance Limited	-	0.0%	10.0%	Record Date	21-Jul-22
Purabi Gen. Insurance Company Ltd.	-	0.0%	10.0%	Record Date	25-Jul-22
Bangladesh Industrial Fin. Co. Ltd.	-	0.0%	0.0%	Record Date	25-Jul-22
National Life Insurance Company Ltd.	-	0.0%	35.0%	Record Date	28-Jul-22
Kay & Que (Bangladesh) Ltd.	-	0.0%	5.0%	Record Date	Notify later

Disclaimer: This report has been prepared by BRAC EPL Stock Brokerage Ltd and is provided for information purposes. It is not, under any circumstances, to be used or considered as an offer to sell, or a solicitation of any offer to buy. Reasonable care has been taken to ensure that the information is not untrue and misleading. BRAC EPL Stock Brokerage Ltd makes no representation or warranty as to the accuracy or completeness of such information. All opinions and estimates included in this report constitute our judgment as of this date and are subject to change without notice.