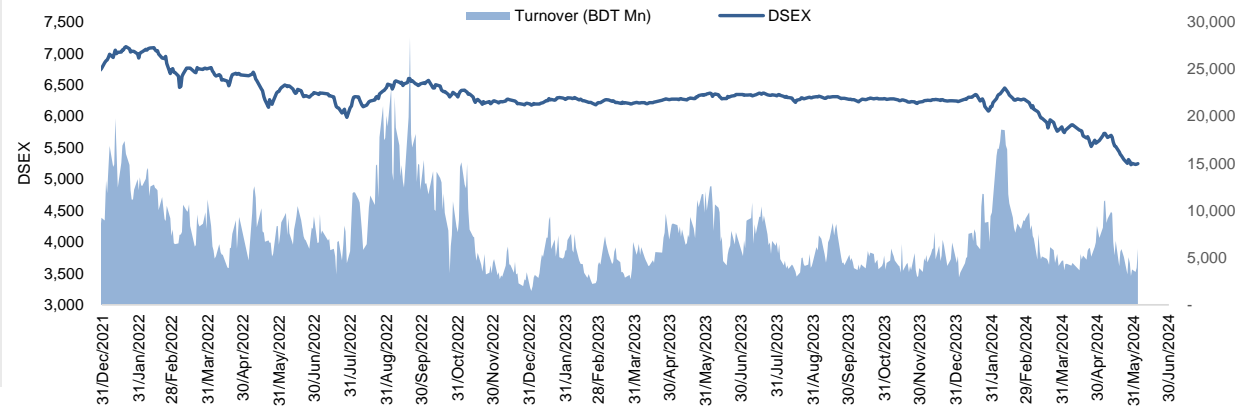


## Daily Market Update

The market closed in green today. The benchmark index DSEX (+0.23%) gained 11.89 points and closed at 5,247.53. The blue-chip index DS30 (-0.24%), the Shariah-based index DSES (+0.39%), and the large-cap index CDSET (+0.10%) closed at 1,852.56, 1,142.74, and 1,003.58 points, respectively. Most of the large-cap sectors posted positive performance today. Telecommunication booked the highest gain of 0.54% followed by Engineering (+0.26%), Fuel & Power (+0.15%), Pharmaceutical (+0.08%), Food & Allied (+0.02%), Bank (-0.15%), and NBFi (-0.68%), respectively. Block trades contributed 11.5% of the overall market turnover. Meghna Petroleum Limited (+0.1%) was the most traded share with a turnover of BDT 259 million.



Index	Closing	Opening	Point Δ	%Δ	YTD %Δ
DSEX	5,247.53	5,235.63	+11.89	+0.23%	-16.0%
DS30	1,852.56	1,856.99	-4.43	-0.24%	-11.5%
DSES	1,142.74	1,138.31	+4.43	+0.39%	-16.2%
CDSET	1,003.58	1,002.57	+1.01	+0.10%	-16.6%

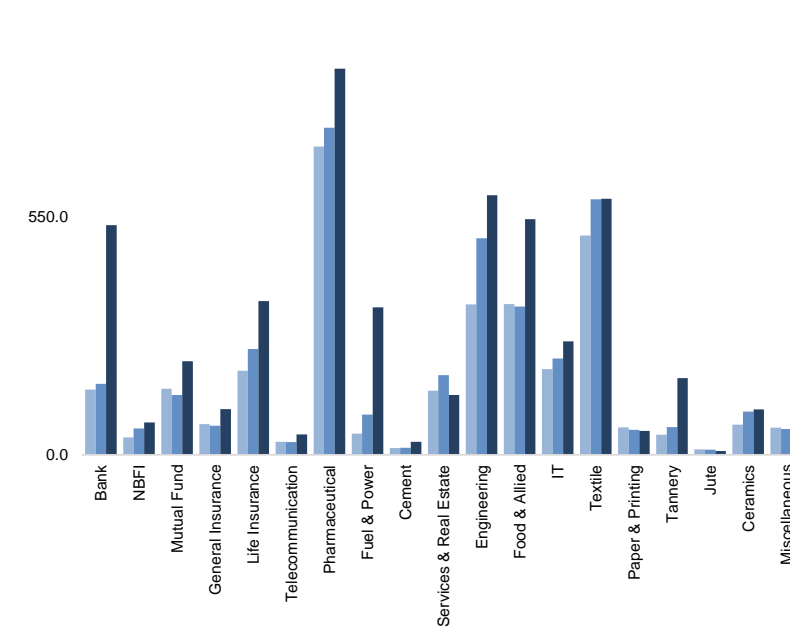
	Advanced	Declined	Unchanged	Total
All Category	181	147	69	397
A Category (Equity)	111	91	33	235
B Category (Equity)	52	33	18	103
N Category (Equity)	1	4	0	5
Z Category (Equity)	17	19	18	54
Mutual Funds	3	24	10	37
Corporate Bonds	1	2	0	3
Treasury Bonds	3	0	0	3

	Today	Last Day	Daily %Δ	
Mcap	Mn BDT	6,429,321	6,460,957	-0.5%
	Mn USD	54,519	54,787	
Turnover	Mn BDT	5,930	3,915	+51.5%
	Mn USD	50	33	
Volume	Mn Shares	216	136	+59.1%
	No. of Trade	156,713	132,158	+18.6%

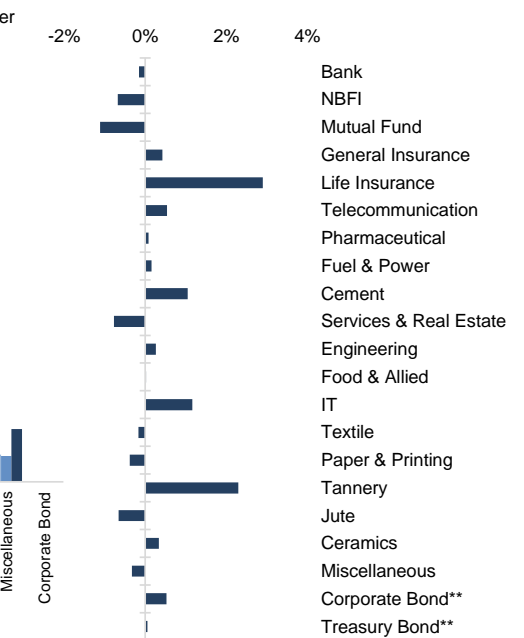
\* Average Interbank Exchange Rate is BDT 117.93 as of Jun 04, 2024

<b>Fahim Hassan</b> Research Analyst (880) 1709636546 fahim.hassan@bracepl.com	<b>Md Istiaz Uddin</b> Research Associate (880) 1708805202 mistiaz.uddin@bracepl.com
---	---

**Figure: Sectorial Turnover (BDT Mn)**



**Figure: Sectorial Mcap Change**



Market PE 13.5x  
Market PB 1.2x

\* Market P/E and P/BV calculation excludes Mutual Fund, Life Insurance, and NBL

Sector Index	Closing	Opening	Points Δ	%Δ	No. of Companies	Mcap (BDT Mn)	% of Total Mcap	Turnover (BDT Mn)	% of Total Turnover	PE	PB	Top Twenty Market Cap	Mcap (BDT Mn)	% of Total Mcap	Turnover (BDT Mn)	PE	PB
Bank	1,294	1,296	-1.99	-0.15%	36	618,663	9.6%	530.8	10.1%	7.1x	0.6x	GP	307,193	8.8%	14.7	7.9x	3.8x
NBFI	1,104	1,111	-7.53	-0.68%	23	106,866	1.7%	75.0	1.4%	NM	NM	SQURPHARMA	182,254	5.2%	30.7	9.0x	1.5x
Mutual Fund	670	678	-7.52	-1.11%	37	31,311	0.5%	216.4	4.1%	NM	0.6x	BATBC	175,770	5.0%	31.1	10.1x	3.4x
General Insurance	2,910	2,898	+12.31	+0.42%	43	84,299	1.3%	105.9	2.0%	15.3x	1.3x	WALTONHIL	151,192	4.3%	3.8	11.7x	1.4x
Life Insurance	2,101	2,042	+59.29	+2.90%	15	55,865	0.9%	355.2	6.8%	NM	NM	ROBI	115,235	3.3%	26.3	30.1x	1.7x
Telecommunication	3,801	3,780	+20.46	+0.54%	3	440,040	6.8%	46.9	0.9%	9.9x	2.7x	BEXIMCO	103,842	3.0%	0.0	NM	1.2x
Pharmaceutical	3,002	2,999	+2.44	+0.08%	33	573,018	8.9%	892.6	17.0%	15.5x	1.7x	BERGERPBL	76,672	2.2%	0.4	23.6x	5.7x
Fuel & Power	1,193	1,191	+1.84	+0.15%	23	314,170	4.9%	340.7	6.5%	20.5x	0.7x	RENATA	73,842	2.1%	4.3	32.2x	2.3x
Cement	2,154	2,132	+22.38	+1.05%	7	102,875	1.6%	30.3	0.6%	14.9x	2.1x	UPGDCL	72,636	2.1%	1.0	9.7x	2.1x
Services & Real Estate	1,566	1,578	-12.19	-0.77%	9	86,574	1.3%	138.2	2.6%	27.1x	0.6x	LHBL	68,521	2.0%	18.8	12.1x	2.9x
Engineering	2,712	2,704	+7.11	+0.26%	42	313,279	4.9%	600.2	11.4%	13.1x	1.0x	BRACBANK	59,816	1.7%	17.1	6.7x	0.9x
Food & Allied	15,395	15,391	+3.45	+0.02%	21	282,643	4.4%	544.4	10.4%	15.0x	4.7x	ISLAMIBANK	52,486	1.5%	0.0	8.3x	0.7x
IT	2,494	2,465	+28.75	+1.17%	11	32,810	0.5%	262.4	5.0%	27.1x	2.1x	BXPBARMA	49,028	1.4%	18.3	9.2x	1.1x
Textile	1,247	1,250	-2.09	-0.17%	58	129,426	2.0%	591.8	11.3%	94.7x	0.9x	ICB	45,618	1.3%	5.5	NM	1.1x
Paper & Printing	6,776	6,802	-26.13	-0.38%	6	31,086	0.5%	55.1	1.0%	48.0x	1.5x	DUTCHBANGL	42,271	1.2%	2.7	5.3x	0.9x
Tannery	2,352	2,299	+52.86	+2.30%	6	25,755	0.4%	177.3	3.4%	37.1x	2.5x	POWERGRID	39,659	1.1%	17.5	NM	0.3x
Jute	15,179	15,279	-100.19	-0.66%	3	3,557	0.1%	8.7	0.2%	NM	NM	UNILEVERCL	39,491	1.1%	180.7	45.8x	15.3x
Ceramics	516	514	+1.73	+0.34%	5	22,894	0.4%	104.7	2.0%	44.7x	1.4x	BESTHLDNG	34,849	1.0%	46.6	25.3x	0.6x
Miscellaneous	4,180	4,194	-13.63	-0.33%	15	227,757	3.5%	122.2	2.3%	38.4x	1.8x	EBL	34,361	1.0%	8.4	5.3x	0.8x
Corporate Bond**	5,663	5,633	+29.56	+0.52%	16	42,804	0.7%	0.4	0.0%	NM	NM	BEACONPHAR	31,786	0.9%	24.8	70.6x	5.2x
Treasury Bond**	131	131	+0.07	+0.06%	241	2,903,182	45.2%	49.7	0.9%	NM	NM						

Top Ten Gainers	Close Price (BDT)	Δ%	Turnover (BDT Mn)	PE	PB	Top Twenty Free Float Mcap	Free Float Mcap (BDT Mn)	% of Total Free Float Mcap	PE	PB	Most Traded Share	Close Price (BDT)	Δ%	Turnover (BDT Mn)	PE	PB
HRTEX	44.4	+9.9%	29.9	NM	1.3x	SQURPHARMA	121,789	7.0%	9.0x	1.5x	MPETROLEUM	199.1	+0.1%	258.9	4.6x	0.9x
EMERALDOIL	43.4	+9.9%	73.8	33.5x	NM	BATBC	74,086	4.3%	10.1x	3.4x	STANDBANKL	6.6	-	239.9	4.9x	0.4x
FORTUNE	31.6	+9.7%	155.5	31.2x	2.2x	BEXIMCO	69,196	4.0%	NM	1.2x	CENTRALPHL	21.1	+6.0%	184.5	NM	3.0x
RUPALILIFE	180.4	+9.4%	183.2	NM	NM	RENATA	68,042	3.9%	32.2x	2.3x	RUPALILIFE	180.4	+9.4%	183.2	NM	NM
NFML	13.9	+8.6%	12.1	NM	1.2x	BXPBARMA	45,564	2.6%	9.2x	1.1x	UNILEVERCL	2,048.9	+5.2%	180.7	45.8x	15.3x
BBSCABLES	28.0	+8.1%	23.7	NM	0.9x	GP	38,700	2.2%	7.9x	3.8x	FORTUNE	31.6	+9.7%	155.5	31.2x	2.2x
TUNGHAI	4.2	+7.7%	2.6	NM	NM	BEACONPHAR	34,036	2.0%	70.6x	5.2x	EGEN	38.8	-3.0%	132.2	26.4x	1.7x
STANCERAM	106.0	+6.5%	2.5	NM	NM	ISLAMIBANK	33,649	1.9%	8.3x	0.7x	FEKDIL	19.3	-2.5%	110.6	12.4x	1.0x
AMANFEED	25.2	+6.3%	7.5	61.5x	0.9x	BRACBANK	30,964	1.8%	6.7x	0.9x	ASIATICLAB	55.8	-3.0%	110.2	NM	1.1x
DESHBANDHU	29.0	+6.2%	28.2	49.2x	1.5x	LHBL	28,853	1.7%	12.1x	2.9x	ORIONINFU	522.3	-3.0%	99.4	NM	35.0x

Top Ten Losers	Close Price (BDT)	Δ%	Turnover (BDT Mn)	PE	PB	Block Trade	Maximum Price (BDT)	Minimum Price (BDT)	No. of Trade	Quantity ('000)	Turnover (BDT Mn)
EGEN	38.8	-3.0%	132.2	26.4x	1.7x	RUPALILIFE	181.3	160.0	15.0	2,188	373.80
KOHINOOR	603.4	-3.0%	45.2	53.2x	10x	SQURPHARMA	216.0	210.8	2.0	877	189.24
ORIONINFU	522.3	-3.0%	99.4	NM	35.0x	EIL	32.7	32.7	3.0	620	20.27
AIL	127.0	-3.0%	95.4	51.4x	5.3x	WALTONHIL	500.0	500.0	1.0	40	20.00
ZEALBANGLA	97.7	-3.0%	0.5	NM	NM	DBH	31.0	30.9	8.0	460	14.22
HAMI	140.3	-3.0%	3.4	NM	15.4x	JAMUNAOIL	177.3	177.3	1.0	60	10.64
ASIATICLAB	55.8	-3.0%	110.2	NM	1.1x	BEXIMCO	125.0	104.1	7.0	93	9.79
ICBIBANK	3.3	-2.9%	1.3	NM	NM	AIL	131.8	127.0	3.0	69	8.78
NRBBANK	9.9	-2.9%	2.7	9.6x	0.7x	MPETROLEUM	199.0	199.0	1.0	40	7.96
MEGHNACEM	76.0	-2.9%	1.3	NM	1.6x	ORIONINFU	578.1	545.0	3.0	7	3.95

\* NBFI Sector PE calculation methodology has been modified to reflect positive earnings only.  
 \*\* The base of the Bond Index starts at 100, starting from Jan 13, 2022  
 Similarly, Treasury Bond Index starts at 100, starting from Oct 10, 2022

Block Trade	Maximum Price (BDT)	Minimum Price	Turnover (BDT Mn)	Quantity ('000)	No. of Trade
RUPALILIFE	181.3	160.0	373.8	2,188	15
SQURPHARMA	216.0	210.8	189.2	877	2
EIL	32.7	32.7	20.3	620	3
WALTONHIL	500.0	500.0	20.0	40	1
DBH	31.0	30.9	14.2	460	8
JAMUNAOIL	177.3	177.3	10.6	60	1
BEXIMCO	125.0	104.1	9.8	93	7
AIL	131.8	127.0	8.8	69	3
MPETROLEUM	199.0	199.0	8.0	40	1
ORIONINFU	578.1	545.0	3.9	7	3
IBNSINA	244.0	244.0	3.8	16	3
KBPPWBIL	169.0	169.0	3.4	20	1
ASIATICLAB	56.1	56.1	2.8	51	1
RELIANCE1	22.0	21.0	2.8	127	2
UNIONINS	39.8	39.8	1.6	40	1
ACMEPL	18.1	18.1	1.5	83	1
SINOBANGLA	44.6	44.6	1.5	34	1
MONNOCERA	88.1	88.1	1.4	16	1
AL-HAJTEX	163.0	163.0	1.2	8	1
UNILEVERCL	1,924.7	1,924.7	0.6		1
INTRACO	34.8	34.8	0.6	16	1
GIB	7.3	7.3	0.5	75	1
<b>Total</b>			<b>681.4</b>		<b>61</b>

**Important DSE News**

**MERCANBANK**

Mr. M. Amanullah, a Sponsor Director of the company, has further informed that he has completed his transfer of 2,260,399 shares of the company to his son Mr. Tahsin Aman (a General Shareholder of the company), by way of gift outside the trading system of the Exchange as per declaration disseminated on 29.05.2024.

**BAYLEASING**

Emerging Credit Rating Limited (ECRL) has affirmed the surveillance-6 credit rating of the Company as "A-" in the long term and "ST-2" in the short term along with Stable outlook based on unaudited financial statements up to December 31, 2023, and other relevant quantitative as well as qualitative information up to the date of rating.

**GIB**

Refer to their earlier news disseminated by DSE on 29.04.2024 regarding dividend declaration, the company has informed that BSEC has accorded its consent to the company for issuance of 5% Stock Dividend (Bonus Shares) for the year ended December 31, 2023.

**JAMUNABANK**

Credit Rating Agency of Bangladesh Limited (CRAB) has announced the Surveillance rating of the Company as "AA1" in the long term and "ST-1" in the short term along with a Stable outlook based on audited financial statements up to December 31, 2023 and other relevant quantitative as well as qualitative information up to the date of rating declaration.

**Upcoming Corporate Events**

DSE Ticker	Right Share	Dividend		Event	Date
		Stock	Cash		
UNIONBANK		0.0%	5%	Record Date	6-Jun-24
GIB		5.0%	5%	Record Date	6-Jun-24
JANATAINS		0.0%	11%	Record Date	6-Jun-24
ALARABANK		5.0%	10%	Record Date	9-Jun-24
CONTININS		5.0%	5%	Record Date	9-Jun-24
KARNAPHULI		0.0%	10%	Record Date	9-Jun-24
ICICL		0.0%	10%	Record Date	10-Jun-24
FEDERALINS		0.0%	10%	Record Date	10-Jun-24
SOUTHEASTB		4.0%	6%	Record Date	10-Jun-24
STANDBANKL		2.5%	3%	Record Date	11-Jun-24
RUPALIBANK		0.0%	0%	Record Date	12-Jun-24
NATLIFEINS		0.0%	38%	Record Date	12-Jun-24
PURABIGEN		0.0%	10%	Record Date	25-Jun-24
UNIONINS		0.0%	10%	Record Date	25-Jun-24
HAMI		0.0%	1%	Record Date	26-Jun-24

**Disclaimer:** This report has been prepared by BRAC EPL Stock Brokerage Ltd and is provided for information purposes. It is not, under any circumstances, to be used or considered as an offer to sell, or a solicitation of any offer to buy. Reasonable care has been taken to ensure that the information is not untrue and misleading. BRAC EPL Stock Brokerage Ltd makes no representation or warranty as to the accuracy or completeness of such information. All opinions and estimates included in this report constitute our judgment as of this date and are subject to change without notice.