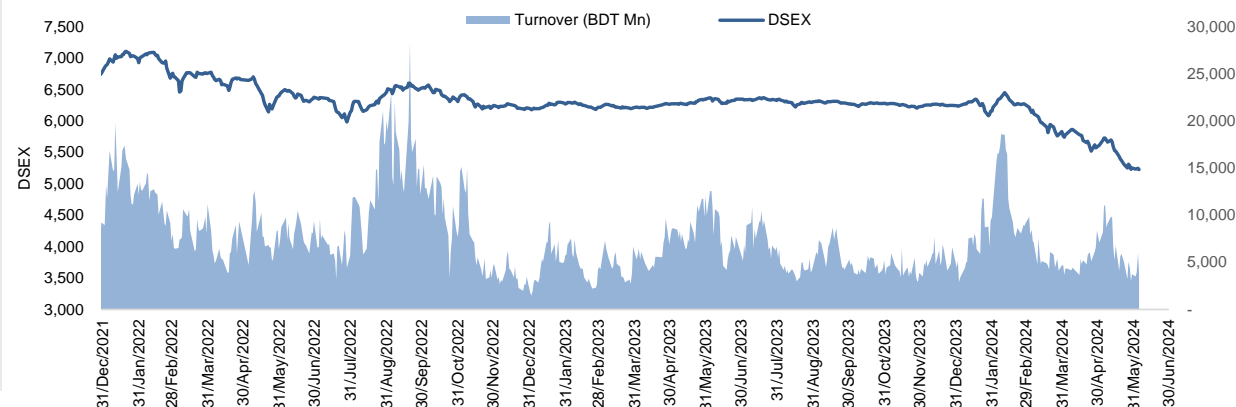


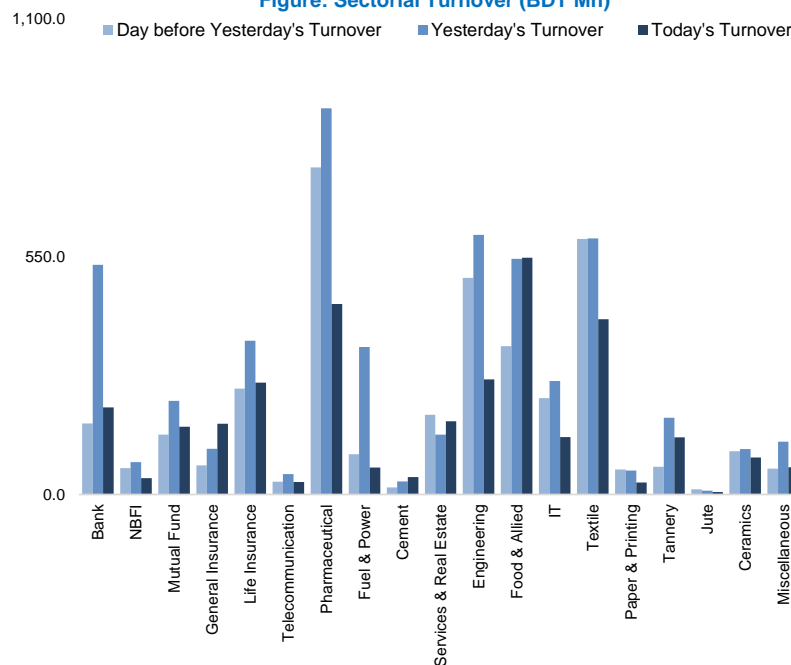
## Daily Market Update

The market closed in red today. The benchmark index DSEX (-0.44%) lost 23.16 points and closed at 5,224.37. The blue-chip index DS30 (+0.10%), the Shariah-based index DSES (-0.63%), and the large-cap index CDSET (-0.23%) closed at 1,854.38, 1,135.52, and 1,001.32 points, respectively. All the large-cap sectors posted negative performance today. NBF1 experienced the highest loss of 2.01% followed by Engineering (-1.43%), Telecommunication (-0.84%), Fuel & Power (-0.67%), Food & Allied (-0.64%), Pharmaceutical (-0.52%), and Bank (-0.07%), respectively. Block trades contributed 15.3% of the overall market turnover. Taufika Foods and LOVELLO Ice-cream PLC (+6.0%) was the most traded share with a turnover of BDT 215 million.

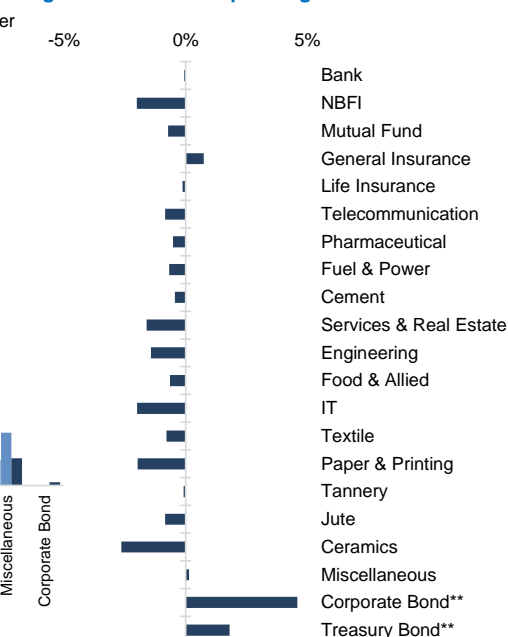


Index	Closing	Opening	Point Δ	%Δ	YTD %Δ
DSEX	5,224.37	5,247.53	-23.16	-0.44%	-16.4%
DS30	1,854.38	1,852.56	+1.82	+0.10%	-11.4%
DSES	1,135.52	1,142.74	-7.22	-0.63%	-16.8%
CDSET	1,001.32	1,003.58	-2.26	-0.23%	-16.8%

**Figure: Sectorial Turnover (BDT Mn)**



**Figure: Sectorial Mcap Change**



	Advanced	Declined	Unchanged	Total
All Category	98	247	52	397
A Category (Equity)	64	139	33	236
B Category (Equity)	13	82	8	103
N Category (Equity)	1	3	1	5
Z Category (Equity)	20	23	10	53
Mutual Funds	7	14	16	37
Corporate Bonds	1	1	1	3
Treasury Bonds	4	0	0	4

	Today	Last Day	Daily %Δ	
Mcap	Mn BDT	6,461,866	6,429,321	+0.5%
	Mn USD	54,786	54,510	
Turnover	Mn BDT	3,813	5,930	-35.7%
	Mn USD	32	50	
Volume	Mn Shares	122	216	-43.6%
	No. of Trade	113,784	156,713	-27.4%

\* Based on Traded Scrips

<b>Fahim Hassan</b> Research Analyst (880) 1709636546 fahim.hassan@bracepl.com	<b>Md Istiaz Uddin</b> Research Associate (880) 1708805202 mistiaz.uddin@bracepl.com
---	---

Market PE 13.5x  
Market PB 1.2x

\* Market P/E and P/BV calculation excludes Mutual Fund, Life Insurance, and NBL

Sector Index	Closing	Opening	Points Δ	%Δ	No. of Companies	Mcap (BDT Mn)	% of Total Mcap	Turnover (BDT Mn)	% of Total Turnover	PE	PB	Top Twenty Market Cap	Mcap (BDT Mn)	% of Total Mcap	Turnover (BDT Mn)	PE	PB
Bank	1,293	1,294	-0.88	-0.07%	36	618,243	9.6%	201.2	6.2%	7.1x	0.6x	GP	305,438	8.8%	14.1	7.9x	3.8x
NBFI	1,082	1,104	-22.17	-2.01%	23	104,719	1.6%	37.4	1.2%	NM	NM	SQURPHARMA	181,634	5.2%	24.2	9.0x	1.5x
Mutual Fund	665	670	-4.84	-0.72%	37	31,085	0.5%	156.3	4.8%	NM	0.6x	BATBC	175,176	5.0%	16.3	10.0x	3.3x
General Insurance	2,932	2,910	+21.75	+0.75%	43	84,929	1.3%	163.7	5.1%	15.4x	1.3x	WALTONHIL	148,556	4.3%	2.9	11.5x	1.4x
Life Insurance	2,098	2,101	-2.86	-0.14%	15	55,789	0.9%	258.5	8.0%	NM	NM	ROBI	113,663	3.3%	12.3	29.7x	1.7x
Telecommunication	3,769	3,801	-32.01	-0.84%	3	436,334	6.8%	28.6	0.9%	9.8x	2.7x	BEXIMCO	103,842	3.0%	0.0	NM	1.2x
Pharmaceutical	2,986	3,002	-15.56	-0.52%	33	570,047	8.8%	440.3	13.6%	15.4x	1.7x	BERGERPBL	77,641	2.2%	4.7	23.9x	5.8x
Fuel & Power	1,185	1,193	-8.05	-0.67%	23	312,052	4.8%	61.9	1.9%	20.4x	0.7x	RENATA	73,383	2.1%	2.2	32.0x	2.3x
Cement	2,145	2,154	-9.57	-0.44%	7	102,418	1.6%	40.2	1.2%	14.8x	2.0x	UPGDCL	72,462	2.1%	0.9	9.7x	2.1x
Services & Real Estate	1,541	1,566	-25.09	-1.60%	9	85,187	1.3%	169.4	5.2%	26.7x	0.6x	LHBL	68,405	2.0%	16.4	12.1x	2.9x
Engineering	2,673	2,712	-38.73	-1.43%	42	308,805	4.8%	265.7	8.2%	12.9x	1.0x	BRACBANK	60,524	1.7%	8.5	6.8x	0.9x
Food & Allied	15,296	15,395	-98.54	-0.64%	21	280,833	4.3%	547.1	16.9%	14.9x	4.7x	ISLAMIBANK	52,486	1.5%	0.0	8.3x	0.7x
IT	2,444	2,494	-49.83	-2.00%	11	32,154	0.5%	132.4	4.1%	26.5x	2.1x	BXPBARMA	48,180	1.4%	7.3	9.0x	1.0x
Textile	1,238	1,247	-9.84	-0.79%	58	128,406	2.0%	404.9	12.5%	94.0x	0.9x	ICB	44,317	1.3%	3.4	NM	1.0x
Paper & Printing	6,642	6,776	-134.21	-1.98%	6	30,470	0.5%	27.3	0.8%	47.0x	1.5x	DUTCHBANGL	42,359	1.2%	2.0	5.3x	0.9x
Tannery	2,350	2,352	-1.91	-0.08%	6	25,734	0.4%	131.7	4.1%	37.0x	2.5x	UNILEVERCL	38,766	1.1%	0.7	44.9x	15.0x
Jute	15,050	15,179	-128.95	-0.85%	3	3,527	0.1%	5.3	0.2%	NM	NM	POWERGRID	38,471	1.1%	5.9	NM	0.2x
Ceramics	502	516	-13.63	-2.64%	5	22,288	0.3%	85.3	2.6%	43.5x	1.4x	EBL	34,904	1.0%	1.2	5.3x	0.8x
Miscellaneous	4,186	4,180	+5.64	+0.13%	15	228,064	3.5%	62.7	1.9%	38.4x	1.8x	BESTHLDNG	34,001	1.0%	55.4	24.7x	0.5x
Corporate Bond**	5,923	5,663	+260.08	+4.59%	16	44,439	0.7%	7.7	0.2%	NM	NM	BEACONPHAR	32,617	0.9%	31.6	72.4x	5.3x
Treasury Bond**	133	131	+2.37	+1.81%	241	2,955,916	45.7%	1.7	0.1%	NM	NM						

Top Ten Gainers	Close Price (BDT)	Δ%	Turnover (BDT Mn)	PE	PB	Top Twenty Free Float Mcap	Free Float Mcap (BDT Mn)	% of Total Free Float Mcap	PE	PB	Most Traded Share	Close Price (BDT)	Δ%	Turnover (BDT Mn)	PE	PB
TALLUSPIN	6.6	+10.0%	2.3	NM	0.4x	SQURPHARMA	121,789	7.0%	9.0x	1.5x	LOVELLO	89.0	+6.0%	214.8	64.5x	6.7x
ZAHINTEX	5.6	+9.8%	1.8	NM	0.8x	BATBC	74,086	4.3%	10.0x	3.3x	BEACHHATCH	77.0	+3.8%	172.9	39.9x	6.2x
TUNGHAI	4.6	+9.5%	4.1	NM	NM	BEXIMCO	69,196	4.0%	NM	1.2x	FORTUNE	31.8	+0.6%	116.4	31.4x	2.2x
NURANI	4.0	+8.1%	1.1	NM	0.4x	RENATA	68,042	3.9%	32.0x	2.3x	AIL	127.4	+0.3%	113.3	51.6x	5.3x
DELTASPINN	4.9	+6.5%	1.9	NM	0.4x	BXPBARMA	45,564	2.6%	9.0x	1.0x	RUPALILIFE	181.9	+0.8%	102.6	NM	NM
NEWLIN	45.8	+6.3%	0.1	88.1x	1.8x	GP	38,700	2.2%	7.9x	3.8x	EMERALDOIL	42.6	-1.8%	69.9	32.9x	NM
AIBL1STIMF	8.5	+6.3%	16.6	NM	1x	BEACONPHAR	34,036	2.0%	72.4x	5.3x	ORIONINFU	517.9	-0.8%	63.7	NM	34.7x
LOVELLO	89.0	+6.0%	214.8	64.5x	6.7x	ISLAMIBANK	33,649	1.9%	8.3x	0.7x	RELIANCE1	19.9	+0.5%	62.5	NM	1.8x
PREMIERLEA	4.0	+5.3%	0.0	NM	NM	BRACBANK	30,964	1.8%	6.8x	0.9x	EGEN	37.7	-2.8%	62.3	25.6x	1.6x
ZAHEENSPIN	7.0	+4.5%	3.5	NM	1.5x	LHBL	28,853	1.7%	12.1x	2.9x	SEAPEARL	91.3	-	57.7	30.6x	4.7x

Top Ten Losers	Close Price (BDT)	Δ%	Turnover (BDT Mn)	PE	PB	Top Twenty Free Float Mcap	Free Float Mcap (BDT Mn)	% of Total Free Float Mcap	PE	PB	Block Trade	Maximum Price (BDT)	Minimum Price (BDT)	No. of Trade	Quantity ('000)	Turnover (BDT Mn)
KAY&QUE	233.1	-3.0%	3.4	91.1x	2.5x	PUBALIBANK	18,457	1.1%	4.0x	0.6x	RUPALILIFE	181.8	175.0	4.0	1,329	238.51
POWERGRID	42.1	-3.0%	5.9	NM	0x	CITYBANK	18,190	1.0%	3.7x	0.6x	BEACHHATCH	74.5	72.0	12.0	556	40.37
HAMI	136.1	-3.0%	8.6	NM	15.0x	OLYMPIC	16,818	1.0%	15.4x	2.5x	EIL	32.2	28.5	3.0	1,300	38.16
MITHUNKNIT	26.0	-3.0%	6.6	NM	8.2x	ROBI	15,714	0.9%	29.7x	1.7x	LOVELLO	86.0	81.5	13.0	407	34.22
SALVOCHEM	48.8	-3.0%	21.3	23.9x	2.9x	BSRMLTD	14,210	0.8%	4.6x	0.6x	FINEFOODS	180.0	162.0	3.0	142	23.70
RDFOOD	32.6	-3.0%	11.1	26.1x	1.9x	BESTHLDNG	14,098	0.8%	24.7x	0.5x	BSRMLTD	89.9	89.9	1.0	230	20.65
ALLTEX	16.3	-3.0%	4.7	NM	3.1x	PRIMEBANK	13,962	0.8%	4.5x	0.6x	WALTONHIL	490.0	490.0	1.0	41	19.85
JMISMDL	143.7	-3.0%	2.3	NM	1.7x	UPGDCL	13,547	0.8%	9.7x	2.1x	JHRML	74.0	67.5	3.0	262	18.99
OMAL	13.1	-3.0%	9.6	NM	1.2x	SUMITPOWER	13,369	0.8%	29.6x	0.5x	OLYMPIC	135.0	135.0	1.0	139	18.77
FUWANGFOOD	23.0	-3.0%	17.4	NM	9.4x						BATBC	345.0	315.8	2.0	45	15.58

\* NBFI Sector PE calculation methodology has been modified to reflect positive earnings only.  
 \*\* The base of the Bond index starts at 100, starting from Jan 13, 2022  
 Similarly, Treasury Bond Index starts at 100, starting from Oct 10, 2022

Block Trade	Maximum Price (BDT)	Minimum Price	Turnover (BDT Mn)	Quantity ('000)	No. of Trade
RUPALILIFE	181.8	175.0	238.5	1,329	4
BEACHHATCH	74.5	72.0	40.4	556	12
EIL	32.2	28.5	38.2	1,300	3
LOVELLO	86.0	81.5	34.2	407	13
FINEFOODS	180.0	162.0	23.7	142	3
BSRMLTD	89.9	89.9	20.6	230	1
WALTONHIL	490.0	490.0	19.8	41	1
JHRML	74.0	67.5	19.0	262	3
OLYMPIC	135.0	135.0	18.8	139	1
BATBC	345.0	315.8	15.6	45	2
BEXIMCO	120.4	104.1	15.5	148	6
AIL	128.2	128.2	14.0	109	2
RDFOOD	32.6	32.6	13.9	425	1
ASIATICLAB	55.9	54.2	9.4	172	5
AL-HAJTEX	161.9	161.9	8.1	50	2
EHL	78.0	78.0	6.2	80	1
INDEXAGRO	62.0	62.0	6.2	100	3
CENTRALINS	44.3	44.3	6.0	136	1
OIMEX	27.3	26.5	4.7	175	3
NAVANAPHAR	97.6	95.0	3.6	37	2
IPDC	22.2	22.2	2.6	119	1
FEKDIL	21.0	21.0	2.4	115	1
<b>Total</b>			<b>584.2</b>		<b>96</b>

**Important DSE News**
**BANKASIA**

This is for information of all concerned that the Board of Directors of the company in its meeting held on June 04, 2024 has approved the issuance of Seven-Year Floating Rate Non-Convertible Subordinated Bond with an issue price of Tk. 8,000,000,000.00 (Taka eight billion) through private placement to raise regulatory capital (Tier-2) of the bank as per Basel III norms, subject to the approval of regulatory authorities.

**DBH**

Emerging Credit Rating Limited (ECRL) has affirmed the surveillance-6 credit rating of the Company as "AAA" in the long term and "ST-1" in the short term along with Stable outlook based on audited financial statements up to December 31, FY2023, and other relevant quantitative as well as qualitative information up to the date of rating.

**KARNAPHULI**

Meghna Life Insurance Co. Ltd., a Corporate Director of the Company, has expressed its intention to buy 2,00,000 shares of the Company at prevailing market price (in the Public Market) through Dhaka Stock Exchange PLC. within next 30 working days.

**BBS**

Dhaka Stock Exchange PLC. (DSE) has approved the proposed name change of the Company. Accordingly, the name of the Company will be 'Bangladesh Building Systems PLC.' instead of 'Bangladesh Building Systems Ltd.' with effect from June 06, 2024. Other things (except name) will remain unchanged.

**Upcoming Corporate Events**

DSE Ticker	Right Share	Dividend		Event	Date
		Stock	Cash		
UNIONBANK		0.0%	5%	Record Date	6-Jun-24
GIB		5.0%	5%	Record Date	6-Jun-24
JANATAINS		0.0%	11%	Record Date	6-Jun-24
ALARABANK		5.0%	10%	Record Date	9-Jun-24
CONTININS		5.0%	5%	Record Date	9-Jun-24
KARNAPHULI		0.0%	10%	Record Date	9-Jun-24
ICICL		0.0%	10%	Record Date	10-Jun-24
FEDERALINS		0.0%	10%	Record Date	10-Jun-24
SOUTHEASTB		4.0%	6%	Record Date	10-Jun-24
STANDBANKL		2.5%	3%	Record Date	11-Jun-24
RUPALIBANK		0.0%	0%	Record Date	12-Jun-24
NATLIFEINS		0.0%	38%	Record Date	12-Jun-24
PURABIGEN		0.0%	10%	Record Date	25-Jun-24
UNIONINS		0.0%	10%	Record Date	25-Jun-24
HAMI		0.0%	1%	Record Date	26-Jun-24

**Disclaimer:** This report has been prepared by BRAC EPL Stock Brokerage Ltd and is provided for information purposes. It is not, under any circumstances, to be used or considered as an offer to sell, or a solicitation of any offer to buy. Reasonable care has been taken to ensure that the information is not untrue and misleading. BRAC EPL Stock Brokerage Ltd makes no representation or warranty as to the accuracy or completeness of such information. All opinions and estimates included in this report constitute our judgment as of this date and are subject to change without notice.