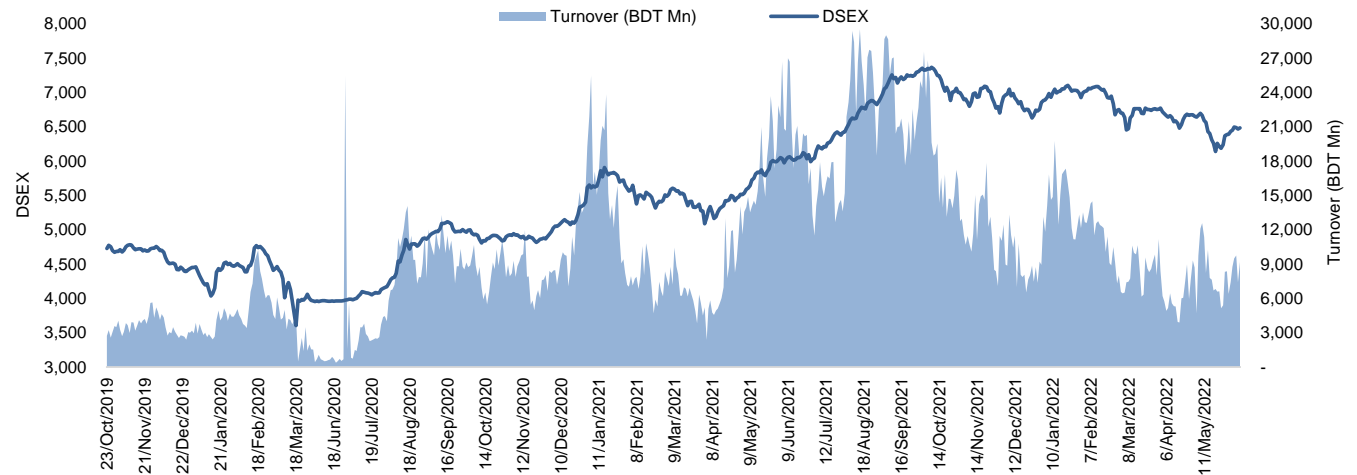


Daily Market Update

The market closed in green today. The benchmark index DSEX (+0.24%) gained 15.64 points and closed at 6,484.25. The blue-chip index DS30 (+0.12%), the Shariah-based index DSES (+0.15%), and the large-cap index CDSET (+0.17%) closed at 2,353.65, 1,412.95, and 1,289.29 points, respectively. Most of the large-cap sectors posted positive performance today. Engineering booked the highest gain of 0.43% followed by Bank (+0.42%), NBF1 (+0.22%), Food & Allied (+0.15%), Pharmaceutical (+0.05%), Fuel & Power (-0.01%), and Telecommunication (-0.39%), respectively. Block trades contributed 0.8% of the overall market turnover. Bangladesh Export Import Company Ltd. (0.0%) was the most traded share with a turnover of BDT 561 million.



Index	Closing	Opening	Point Δ	%Δ	YTD %Δ
DSEX	6,484.25	6,468.60	+15.64	+0.24%	-4.0%
DS30	2,353.65	2,350.77	+2.88	+0.12%	-7.1%
DSES	1,412.95	1,410.89	+2.06	+0.15%	-1.3%
CDSET	1,289.29	1,287.14	+2.15	+0.17%	-5.1%

	Advanced	Declined	Unchanged	Total
All Category	190	149	40	379
A Category (Equity)	134	103	23	260
B Category (Equity)	46	30	13	89
N Category (Equity)	3	4	0	7
Z Category (Equity)	7	12	4	23
Mutual Funds	29	4	2	35
Corporate Bonds	5	0	1	6

		Today	Last Day	Daily %Δ
Mcap	Mn BDT	5,231,718	5,221,754	
	Mn USD	60,834	60,718	+0.2%
Turnover	Mn BDT	9,197	7,398	
	Mn USD	107	86	+24.3%
Volume	Mn Shares	294	194	+52.0%
No. of Trade		179,953	170,205	+5.7%

Figure: Sectorial Turnover (BDT)

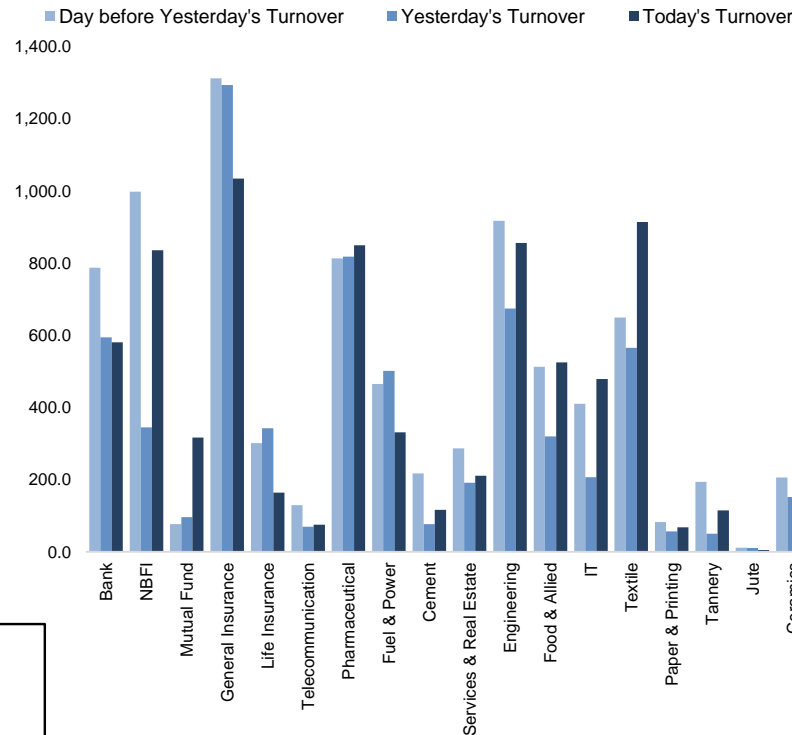
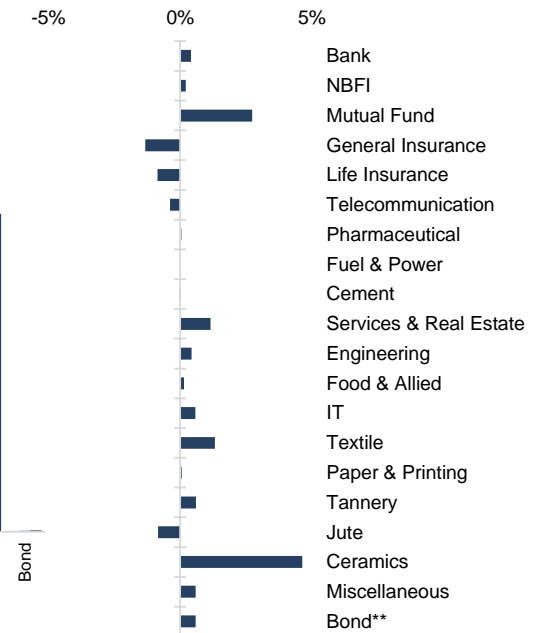


Figure: Sectorial Mcap Change



Market PE 16.0x
Market PB 1.8x

Fahim Hassan
Research Associate
(880) 1709636546
fahim.hassan@bracepl.com

Billal Hossain
Research Associate
(880) 1708805229
billal.hossain@bracepl.com

Sector Index	Closing	Opening	Points Δ	%Δ	No. of Companies	Mcap (BDT Mn)	% of Total Mcap	Turnover (BDT Mn)	% of Total Turnover	PE	PB	Top Twenty Market Cap	Mcap (BDT Mn)	% of Total Mcap	Turnover (BDT Mn)	PE	PB
Bank	1,439	1,433	+5.97	+0.42%	33	661,500	14.4%	580.9	6.6%	7.9x	0.8x	GP	411,301	9.0%	35.1	12.3x	7.1x
NBFI	2,029	2,025	+4.42	+0.22%	23	199,662	4.3%	835.6	9.4%	NM	3.6x	WALTONHIL	333,403	7.3%	3.1	23.3x	3.4x
Mutual Fund	912	888	+24.27	+2.73%	36	40,388	0.9%	316.3	3.6%	NM	0.8x	BATBC	303,804	6.6%	50.6	19.9x	9.2x
General Insurance	3,821	3,872	-51.36	-1.33%	41	112,654	2.5%	1,033.8	11.7%	17.8x	1.9x	SQURPHARMA	193,158	4.2%	22.9	10.4x	1.9x
Life Insurance	2,417	2,438	-20.84	-0.85%	13	67,882	1.5%	163.8	1.9%	NM	NM	ROBI	155,567	3.4%	20.4	84.9x	2.3x
Telecommunication	5,110	5,130	-19.78	-0.39%	3	602,488	13.1%	74.8	0.8%	16.1x	4.4x	UPGDCL	145,504	3.2%	3.9	11.8x	4.4x
Pharmaceutical	3,828	3,826	+1.99	+0.05%	32	718,630	15.6%	849.4	9.6%	17.7x	2.6x	RENATA	142,631	3.1%	23.0	25.8x	5.0x
Fuel & Power	1,803	1,803	-0.21	-0.01%	23	470,379	10.2%	330.9	3.7%	11.7x	1.2x	BEXIMCO	116,200	2.5%	560.7	8.1x	1.5x
Cement	2,508	2,508	-0.59	-0.02%	7	122,801	2.7%	116.5	1.3%	26.0x	2.7x	LHBL	84,780	1.8%	68.7	22.4x	4.8x
Services & Real Estate	1,452	1,435	+16.60	+1.16%	8	55,189	1.2%	210.6	2.4%	90.2x	1.1x	BERGERPBL	82,093	1.8%	6.7	28.2x	7.8x
Engineering	4,742	4,721	+20.49	+0.43%	42	554,424	12.1%	856.0	9.7%	19.2x	2.0x	ICB	80,904	1.8%	5.2	45.8x	1.8x
Food & Allied	22,687	22,654	+33.43	+0.15%	21	403,337	8.8%	524.6	5.9%	24.4x	9.5x	MARICO	75,490	1.6%	14.1	21.2x	28.1x
IT	2,789	2,773	+16.06	+0.58%	11	35,300	0.8%	479.1	5.4%	28.7x	2.5x	BXPBARMA	71,824	1.6%	38.5	12.5x	1.8x
Textile	1,571	1,550	+20.47	+1.32%	58	169,742	3.7%	914.1	10.3%	24.1x	1.0x	BEACONPHAR	65,258	1.4%	16.1	69.8x	11.2x
Paper & Printing	7,374	7,369	+4.61	+0.06%	6	26,384	0.6%	68.1	0.8%	NM	1.8x	BRACBANK	59,724	1.3%	125.0	11.2x	1.1x
Tannery	3,445	3,424	+20.67	+0.60%	6	36,769	0.8%	114.8	1.3%	51.9x	3.6x	ISLAMIBANK	52,003	1.1%	20.2	10.6x	0.8x
Jute	8,601	8,674	-73.02	-0.84%	3	1,979	0.0%	5.3	0.1%	NM	27.9x	DUTCHBANGL	40,733	0.9%	9.9	7.1x	1.1x
Ceramics	746	713	+33.10	+4.64%	5	33,597	0.7%	494.1	5.6%	31.5x	2.0x	SUMITPOWER	40,366	0.9%	7.2	9.6x	1.1x
Miscellaneous	4,446	4,420	+26.23	+0.59%	15	246,916	5.4%	880.7	9.9%	12.2x	2.1x	POWERGRID	40,055	0.9%	44.2	10.9x	0.4x
Bond**	91	90	+0.53	+0.59%	8	33,868	0.7%	3.8	0.0%	NM	NM	TITASGAS	38,184	0.8%	15.6	11.4x	0.5x

Top Ten Gainers	Close Price (BDT)	Δ%	Turnover (BDT Mn)	PE	PB	Top Twenty Free Float Mcap	Free Float Mcap (BDT Mn)	% of Total Free Float Mcap	PE	PB	Most Traded Share	Close Price (BDT)	Δ%	Turnover (BDT Mn)	PE	PB
MEGHNAINS	11.0	+10.0%	0.0	15.1x	0.8x	SQURPHARMA	126,383	7.3%	10.4x	1.9x	BEXIMCO	132.6	-	560.7	8.1x	1.5x
SPCERAMICS	38.7	+9.9%	291.1	86.9x	1.2x	BATBC	80,356	4.6%	19.9x	9.2x	SPCERAMICS	38.7	+9.9%	291.1	86.9x	1.2x
CAPMBDBLMF	11.3	+9.7%	31.2	NM	1.3x	BEXIMCO	77,447	4.5%	8.1x	1.5x	FUWANGFOOC	23.0	+0.9%	230.7	NM	2.0x
CAPMIBBLMF	16.0	+9.6%	27.3	NM	1.8x	RENATA	69,504	4.0%	25.8x	5.0x	PROVATIINS	81.4	-1.9%	216.2	18.4x	3.5x
METROSPIN	24.2	+8.5%	50.0	17.1x	1.2x	BXPBARMA	50,148	2.9%	12.5x	1.8x	IPDC	53.9	-1.1%	204.1	22.3x	3.0x
BDCOM	38.5	+7.8%	181.5	25.7x	2.5x	BEACONPHAR	45,680	2.6%	69.8x	11.2x	BDCOM	38.5	+7.8%	181.5	25.7x	2.5x
MIRACLEIND	29.1	+6.6%	29.2	NM	0.9x	GP	41,130	2.4%	12.3x	7.1x	ANWARGALV	408.0	+2.5%	179.1	37.6x	24.2x
SEMLFBSLGF	9.1	+5.8%	7.0	NM	0.9x	BRACBANK	32,108	1.9%	11.2x	1.1x	NBL	8.2	+2.5%	171.8	NM	0.5x
1STPRIMFMF	18.4	+5.7%	16.9	NM	1.7x	LHBL	29,944	1.7%	22.4x	4.8x	QUASEMIND	67.8	+5.0%	155.4	NM	2.4x
HRTEX	83.2	+5.7%	66.3	25.1x	1.9x	ISLAMIBANK	25,315	1.5%	10.6x	0.8x	ORIONPHARM	92.6	+1.4%	148.8	22.6x	1.1x

Top Ten Losers	Close Price (BDT)	Δ%	Turnover (BDT Mn)	PE	PB	NBL	Free Float Mcap (BDT Mn)	% of Total Free Float Mcap	PE	PB	Block Trade	Maximum Price (BDT)	Minimum Price (BDT)	No. of Trade	Quantity ('000)	Turnover (BDT Mn)
SONARBAINS	63.7	-2.0%	28.4	31.4x	3.1x	NBL	18,883	1.1%	NM	0.5x	BSCCL	230.0	218.0	2.0	206	45.22
EASTRNLU	1,898.8	-2.0%	9.3	NM	10.4x	PUBALIBANK	18,032	1.0%	5.8x	0.6x	DUTCHBANGL	64.8	64.8	1.0	617	39.98
CVOPRL	201.8	-2.0%	46.3	NM	23.4x	CITYBANK	17,166	1.0%	4.8x	0.8x	IPDC	59.8	53.5	6.0	554	31.00
DGIC	34.6	-2.0%	5.3	26.6x	2.9x	ALARABANK	16,466	1.0%	12.1x	1.2x	CITYBANK	23.9	23.9	1.0	1,000	23.90
MONOSPOOL	189.4	-2.0%	9.2	62.2x	4.5x	BSRMLTD	15,971	0.9%	5.5x	0.7x	NAHEEACP	68.0	68.0	1.0	305	20.74
AOL	39.9	-2.0%	12.7	19.5x	2.1x	OLYMPIC	15,923	0.9%	15.1x	2.9x	BDCOM	36.0	35.7	2.0	525	18.91
STANCERAM	139.7	-2.0%	1.2	NM	18.8x	ROBI	15,557	0.9%	84.9x	2.3x	FORTUNE	103.0	100.7	3.0	157	16.01
TAKAFULINS	60.0	-2.0%	10.0	29.0x	3.1x	SUMITPOWER	14,851	0.9%	9.6x	1.1x	ORIONPHARM	95.0	93.0	3.0	167	15.55
CONTININS	40.1	-2.0%	8.5	25.4x	1.9x	ORIONPHARM	14,739	0.9%	22.6x	1.1x	NRBCBANK	23.7	23.7	1.0	510	12.09
BNICL	80.3	-2.0%	10.5	24.1x	3.5x						GSPFINANCE	34.3	33.9	2.0	300	10.21

*NBFI Sector PE calculation methodology has been modified to reflect positive earnings only.

** The base of the Bond index starts at 100, starting from Jan 13, 2022

Block Trade	Maximum Price (BDT)	Minimum Price (BDT)	Turnover (BDT Mn)	Quantity ('000)	No. of Trade
BSCCL	230.0	218.0	45.2	206	2
DUTCHBANGL	64.8	64.8	40.0	617	1
IPDC	59.8	53.5	31.0	554	6
CITYBANK	23.9	23.9	23.9	1,000	1
NAHEEACP	68.0	68.0	20.7	305	1
BDCOM	36.0	35.7	18.9	525	2
FORTUNE	103.0	100.7	16.0	157	3
ORIONPHARM	95.0	93.0	15.5	167	3
NRBCBANK	23.7	23.7	12.1	510	1
GSPFINANCE	34.3	33.9	10.2	300	2
PADMALIFE	49.9	49.9	10.0	200	1
BRACBANK	42.9	42.4	9.7	227	8
HRTEX	79.0	77.8	8.4	108	2
BEACONPHAR	282.0	282.0	6.7	24	1
DELTASPINN	8.8	8.8	6.2	700	1
CNATEX	9.9	9.9	5.9	600	2
JAMUNABANK	21.9	21.9	5.3	242	1
ALLTEX	25.0	25.0	5.3	210	1
RUNNERAUTO	52.0	52.0	5.2	100	2
SALVOCHEM	66.1	66.1	5.0	75	2
BNICL	81.0	81.0	4.9	61	1
POWERGRID	61.8	61.8	4.2	68	1
Total			343.3		73

Upcoming Corporate Events

DSE Ticker	Right Share	Dividend		Event	Date
		Stock	Cash		
Eastland Insurance Company Ltd.	-	0.0%	10.0%	Record Date	9-Jun-22
Rupali Bank Ltd.	-	2.0%	0.0%	Record Date	12-Jun-22
Southeast Bank Ltd.	-	4.0%	8.0%	Record Date	12-Jun-22
One Bank Limited	-	5.0%	0.0%	Record Date	13-Jun-22
Indo-Bangla Pharmaceuticals Limited	-	3.0%	0.0%	Record Date	13-Jun-22
National Bank Ltd.	-	0.0%	0.0%	Record Date	16-Jun-22
Islami Insurance Bangladesh Limited	-	0.0%	12.5%	Record Date	20-Jun-22
Beximco Green Sukuk Al Istisna'a	-	0.0%	5.8%	Record Date	22-Jun-22
Marico Bangladesh Limited	-	0.0%	450.0%	Record Date	23-Jun-22
Berger Paints Bangladesh Ltd.	-	0.0%	100.0%	Record Date	26-Jun-22
Premier Bank Perpetual Bond	-	0.0%	10.0%	Record Date	26-Jun-22
Kay & Que (Bangladesh) Ltd.	-	0.0%	5.0%	Record Date	Notify later

Important DSE News
MEGHNAINS

Trading of the shares of Meghna Insurance Company Limited will commence at DSE from today i.e. June 08, 2022 under 'N' category. DSE Trading Code for Meghna Insurance Company Limited is "MEGHNAINS" and DSE Company Code is 25754.

MEGHNAINS

(Q3 Un-audited): As per un-audited Q3 financial statements, profit after tax is BDT 2.23 million and basic EPS of BDT 0.09 for the 03 (three) months (July-September 2021) period ended on 30 September 2021 as against profit after tax of BDT (53.12) million and basic EPS of BDT (6.69) for the same period of the previous year. However, Post-IPO basic EPS for the 03 (three) months (July-September 2021) period ended on 30 September 2021 would be BDT 0.06. Moreover, profit after tax is BDT 27.05 million and basic EPS of BDT 1.29 for the 09 (nine) months (January-September 2021) period ended on 30 September 2021 as against profit after tax of BDT 57.14 million and basic EPS of BDT 7.20 for the same period of the previous year. However, Post-IPO EPS would be BDT 0.68 for 09 (nine) months (January-September 2021) period ended on 30 September 2021. Pre-IPO Net Asset Value (NAV) per share (considering Pre-IPO paid up shares) would be BDT 17.26 as on 30 September 2021 and the same would be BDT 14.36 (considering Post-IPO paid up shares). Pre-IPO weighted average paid-up number of shares for 03 (three) months (July-September 2021) was 24,000,000 and 09 (nine) months (January-September 2021) period ended on 30 September 2021 was 21,030,950 which was 7,935,000 for the same periods of the previous year and Post-IPO paid-up number of shares would be 40,000,000.

AFCAGRO

The Company has informed that the Board of Directors has elected Mr. S.M. Saifur Rahman, as the Chairman of the Company with immediate effect.

PAPERPROC

Sale Declaration of a Sponsor Director: Referring to the BSEC letter No. SEC/SRMIC/94-31/181 dated April 28, 2022, Mr. Mustafa Kamal Mohiuddin, one of the Sponsor Directors of the Company, has expressed his intention to sell 1,00,980 shares out of his holding 13,09,416 shares of the company at prevailing market price (in the Public Market) through Dhaka Stock Exchange within next 30 working days.

IBP

Trading of the shares of the company will be allowed only in the Spot Market and Block transaction will also be settled as per spot settlement cycle with cum benefit from 09.06.2022 to 12.06.2022 and trading of the shares will remain suspended on record date i.e. 13.06.2022.

Disclaimer: This report has been prepared by BRAC EPL Stock Brokerage Ltd and is provided for information purposes. It is not, under any circumstances, to be used or considered as an offer to sell, or a solicitation of any offer to buy. Reasonable care has been taken to ensure that the information is not untrue and misleading. BRAC EPL Stock Brokerage Ltd makes no representation or warranty as to the accuracy or completeness of such information. All opinions and estimates included in this report constitute our judgment as of this date and are subject to change without notice.