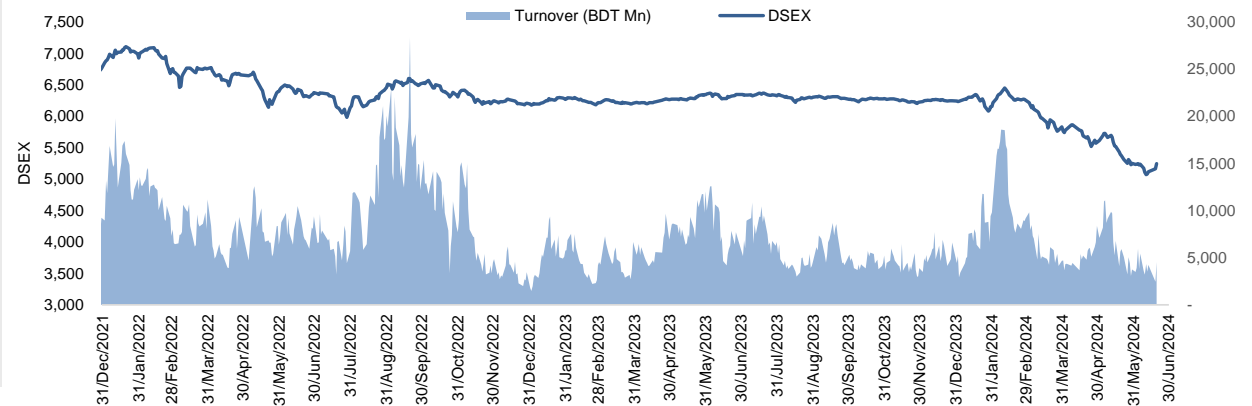


## Daily Market Update

The market closed in green today. The benchmark index DSEX (+1.60%) gained 82.75 points and closed at 5,244.13. The blue-chip index DS30 (+1.70%), the Shariah-based index DSES (+2.21%), and the large-cap index CDSET (+1.50%) closed at 1,875.48, 1,146.06, and 1,015.54 points, respectively. All the large-cap sectors posted positive performance today. Engineering booked the highest gain of 5.24% followed by Fuel & Power (+3.82%), Pharmaceutical (+2.24%), Telecommunication (+2.02%), Food & Allied (+1.99%), NBF1 (+1.89%), and Bank (+0.78%), respectively. Block trades contributed 25.0% of the overall market turnover. Asiatic Laboratories Limited (+4.6%) was the most traded share with a turnover of BDT 146 million.

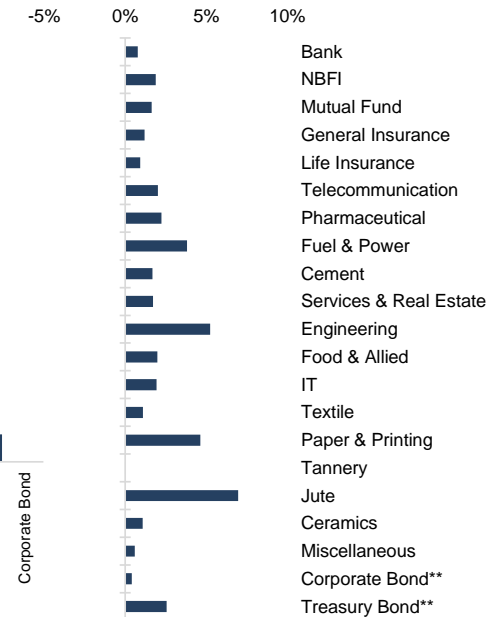


Index	Closing	Opening	Point Δ	%Δ	YTD %Δ
DSEX	5,244.13	5,161.38	+82.75	+1.60%	-16.0%
DS30	1,875.48	1,844.13	+31.34	+1.70%	-10.4%
DSES	1,146.06	1,121.31	+24.75	+2.21%	-16.0%
CDSET	1,015.54	1,000.50	+15.04	+1.50%	-15.6%

Figure: Sectorial Turnover (BDT Mn)

■ Day before Yesterday's Turnover ■ Yesterday's Turnover ■ Today's Turnover

Figure: Sectorial Mcap Change



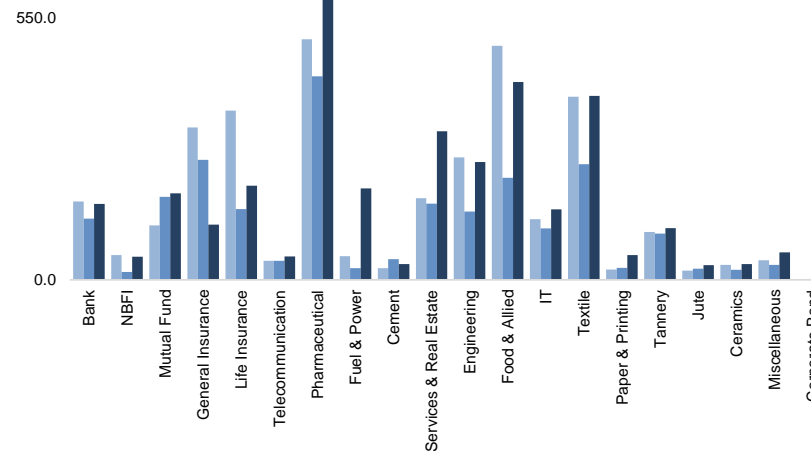
	Advanced	Declined	Unchanged	Total
All Category	288	55	50	393
A Category (Equity)	182	24	28	234
B Category (Equity)	72	15	14	101
N Category (Equity)	4	0	0	4
Z Category (Equity)	30	16	8	54
Mutual Funds	20	7	10	37
Corporate Bonds	0	1	1	2
Treasury Bonds	1	0	0	1

\* Based on Traded Scrips

	Today	Last Day	Daily %Δ	
Mcap	Mn BDT	6,436,499	6,368,589	+1.1%
	Mn USD	54,547	53,971	
Turnover	Mn BDT	4,529	2,464	+83.8%
	Mn USD	38	21	
Volume	Mn Shares	112	74	+51.9%
	No. of Trade	119,654	81,761	+46.3%

\* Average Interbank Exchange Rate is BDT 118.00 as of Jun 20, 2024

<b>Fahim Hassan</b> Research Analyst (880) 1709636546 fahim.hassan@bracepl.com	<b>Md Istiaz Uddin</b> Research Associate (880) 1708805202 mistiaz.uddin@bracepl.com
---	---



Market PE 13.6x  
Market PB 1.2x

\* Market P/E and P/BV calculation excludes Mutual Fund, Life Insurance, and NBL



Block Trade	Maximum Price (BDT)	Minimum Price	Turnover (BDT Mn)	Quantity ('000)	No. of Trade
UNILEVERCL	2,529.0	2,529.0	455.2	180	1
BERGERPBL	1,750.0	1,750.0	126.7	72	1
RECKITBEN	4,400.0	4,400.0	116.7	27	1
CAPITEGBF	13.5	13.3	103.3	7,750	14
RUPALILIFE	192.0	190.8	82.1	429	10
EIL	36.3	32.1	49.4	1,373	2
ICBSONALI1	9.5	9.5	46.7	4,918	1
BATBC	315.0	315.0	31.5	100	1
SAMORITA	69.8	69.8	14.0	200	1
DUTCHBANGL	52.4	47.7	13.5	261	2
CENTRALINS	49.8	46.6	10.1	210	3
MEGHNAINS	28.5	28.5	7.9	277	5
AMBEEPHA	740.0	740.0	7.0	9	1
AIL	115.9	115.9	7.0	60	2
MEGHNALIFE	71.2	71.2	5.4	76	3
SEAPEARL	104.0	104.0	5.2	50	1
ACMEPL	17.0	16.5	4.9	293	2
MONNOCERA	71.6	71.6	4.1	57	1
AL-HAJTEX	155.5	155.5	3.9	25	1
FUWANGFOOD	21.2	21.0	3.6	170	3
CRYSTALINS	109.5	109.5	3.3	30	1
MPETROLEUM	198.6	198.6	3.2	16	1
<b>Total</b>			<b>1,133.8</b>		<b>89</b>

**Important DSE News**

**LINDEBD**

The Board of Directors of the Company has approved that an interim dividend of Taka 154.00 per Ordinary Share (1540%) of Taka 10 each in issue be paid based on the Audited Interim Financial Statements of the Company as on 31 October 2023. The Board of Directors also approved the following: EPS of Tk. 17.25, NOCFPS of Tk. 28.77 and NAV per share of Tk. 372.92 for the period ended October 31, 2023 as against EPS of Tk. 50.99, NOCFPS of Tk. 29.50 for the period ended October 31, 2022, and NAV per share of Tk. 397.44 for the year ended December 31, 2022. Explanation for significant deviations: EPS has been decreased due to demerger of welding business, lower sales and higher price of raw materials in international market coupled with recent forex movement. The share transfer register of the Company shall remain closed on record date: July 09, 2024.

**CRYSTALINS**

The company has informed that the Insurance Development and Regulatory Authority (IDRA) has approved the appointment of Mr. S M Shahidullah as Chief Executive Officer of the Company.

**Upcoming Corporate Events**

DSE Ticker	Right Share	Dividend		Event	Date
		Stock	Cash		
PURABIGEN		0.0%	10%	Record Date	25-Jun-24
UNIONINS		0.0%	10%	Record Date	25-Jun-24
HAMI		0.0%	1%	Record Date	26-Jun-24
TAKAFULINS		0.0%	10%	Record Date	27-Jun-24
DELTALIFE		0.0%	30%	Record Date	8-Jul-24
BDFINANCE		0.0%	0%	Record Date	8-Jul-24
LINDEBD		0.0%	1540%	Record Date	9-Jul-24

**Disclaimer:** This report has been prepared by BRAC EPL Stock Brokerage Ltd and is provided for information purposes. It is not, under any circumstances, to be used or considered as an offer to sell, or a solicitation of any offer to buy. Reasonable care has been taken to ensure that the information is not untrue and misleading. BRAC EPL Stock Brokerage Ltd makes no representation or warranty as to the accuracy or completeness of such information. All opinions and estimates included in this report constitute our judgment as of this date and are subject to change without notice.