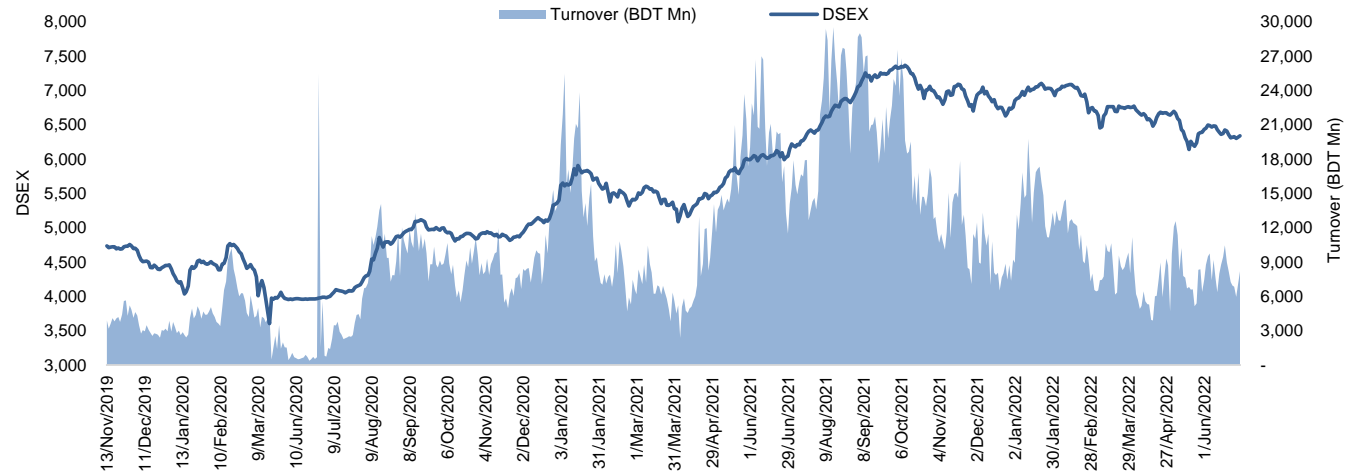


## Daily Market Update

The market closed in green today. The benchmark index DSEX (+0.35%) gained 22.26 points and closed at 6,342.59. The bluechip index DS30 (+0.41%), the Shariah-based index DSES (+0.35%), and the large-cap index CDSET (+0.34%) closed at 2,294.58, 1,385.65, and 1,259.98 points, respectively. All the large-cap sectors posted positive performance today. Engineering booked the highest gain of 0.84% followed by NBF1 (+0.66%), Fuel & Power (+0.56%), Pharmaceutical (+0.45%), Bank (+0.16%), Food & Allied (+0.07%), and Telecommunication (+0.06%), respectively. Block trades contributed 1.3% of the overall market turnover. Shinepukur Ceramics Limited (+3.7%) was the most traded share with a turnover of BDT 368 million.



Index	Closing	Opening	Point Δ	%Δ	YTD %Δ
DSEX	6,342.59	6,320.33	+22.26	+0.35%	-6.1%
DS30	2,294.58	2,285.21	+9.37	+0.41%	-9.4%
DSES	1,385.65	1,380.81	+4.85	+0.35%	-3.2%
CDSET	1,259.98	1,255.77	+4.21	+0.34%	-7.3%

	Advanced	Declined	Unchanged	Total
All Category	199	133	50	382
A Category (Equity)	136	97	30	263
B Category (Equity)	53	23	13	89
N Category (Equity)	4	3	0	7
Z Category (Equity)	6	10	7	23
Mutual Funds	18	6	11	35
Corporate Bonds	3	1	1	5

		Today	Last Day	Daily %Δ
Mcap	Mn BDT	5,157,489	5,141,236	
	Mn USD	55,487	55,312	+0.3%
Turnover	Mn BDT	8,188	7,008	+16.8%
	Mn USD	88	75	
Volume	Mn Shares	227	182	+24.6%
No. of Trade		167,385	149,088	+12.3%

\* Exchange Rate is BDT 92.95 as of Jun 28, 2022

Figure: Sectorial Turnover (BDT)

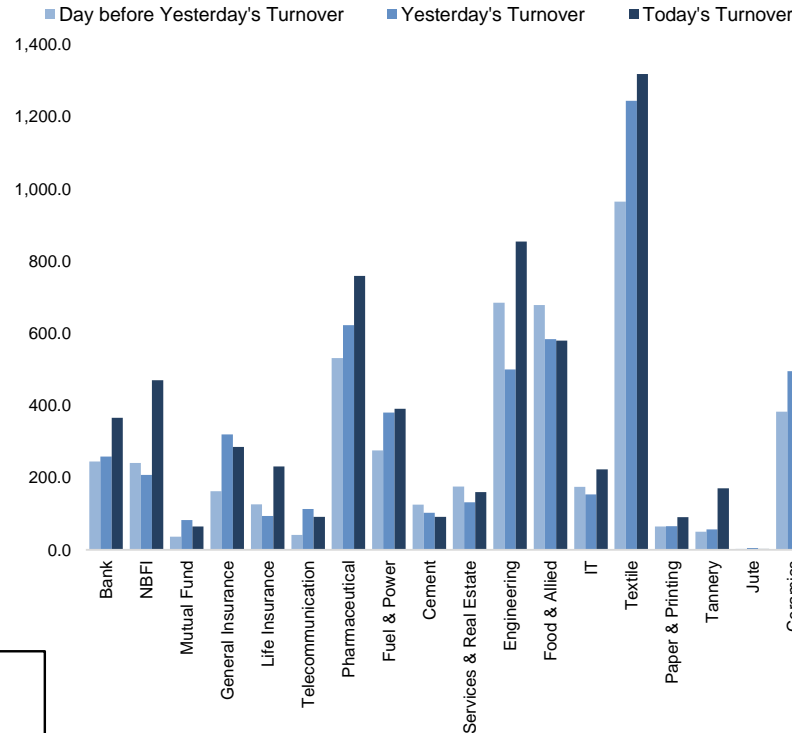
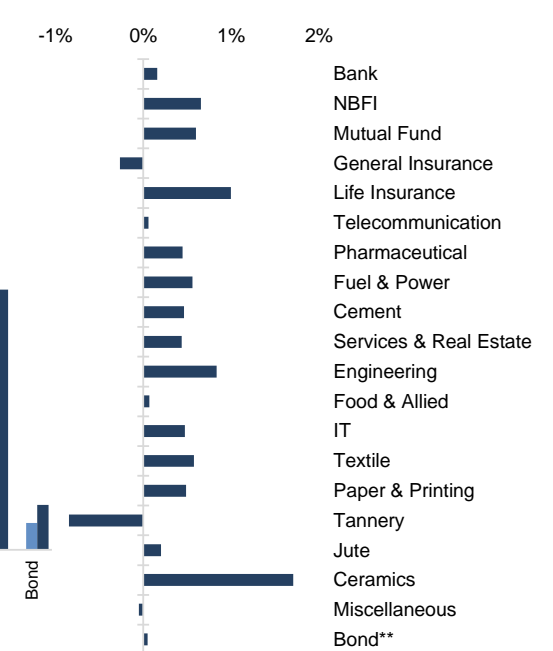


Figure: Sectorial Mcap Change



Market PE 15.8x  
Market PB 1.7x

<b>Fahim Hassan</b> Research Associate (880) 1709636546 fahim.hassan@bracepl.com	<b>Billal Hossain</b> Research Associate (880) 1708805229 billal.hossain@bracepl.com
---	---

Sector Index	Closing	Opening	Points Δ	%Δ	No. of Companies	Mcap (BDT Mn)	% of Total Mcap	Turnover (BDT Mn)	% of Total Turnover	PE	PB	Top Twenty Market Cap	Mcap (BDT Mn)	% of Total Mcap	Turnover (BDT Mn)	PE	PB
Bank	1,437	1,435	+2.29	+0.16%	33	660,466	14.5%	365.6	4.8%	7.9x	0.8x	GP	408,871	9.0%	57.3	12.3x	7.1x
NBFI	1,983	1,970	+12.97	+0.66%	23	195,096	4.3%	469.7	6.2%	NM	3.6x	WALTONHIL	331,949	7.3%	4.2	23.2x	3.4x
Mutual Fund	883	878	+5.26	+0.60%	36	39,074	0.9%	65.0	0.9%	NM	0.8x	BATBC	292,626	6.5%	87.8	19.2x	8.9x
General Insurance	3,400	3,409	-9.04	-0.27%	41	100,327	2.2%	285.2	3.8%	16.0x	1.6x	SQURPHARMA	192,537	4.2%	93.4	10.4x	1.9x
Life Insurance	2,317	2,294	+22.88	+1.00%	13	65,068	1.4%	230.5	3.0%	NM	NM	ROBI	149,805	3.3%	16.4	81.7x	2.2x
Telecommunication	5,039	5,036	+3.02	+0.06%	3	594,081	13.1%	90.9	1.2%	15.9x	4.4x	UPGDCL	144,982	3.2%	6.1	11.7x	4.4x
Pharmaceutical	3,782	3,765	+16.88	+0.45%	32	709,891	15.6%	758.8	10.0%	17.5x	2.5x	RENATA	143,199	3.2%	8.6	25.9x	5.0x
Fuel & Power	1,808	1,797	+10.11	+0.56%	23	471,609	10.4%	390.7	5.2%	11.7x	1.2x	BEXIMCO	116,025	2.6%	291.0	8.1x	1.5x
Cement	2,402	2,390	+11.14	+0.47%	7	117,599	2.6%	91.2	1.2%	24.9x	2.6x	BERGERPBL	81,050	1.8%	5.0	27.9x	7.7x
Services & Real Estate	1,436	1,430	+6.28	+0.44%	8	54,592	1.2%	159.8	2.1%	89.2x	1.0x	ICB	79,453	1.8%	7.6	45.0x	1.8x
Engineering	4,708	4,669	+39.13	+0.84%	42	550,522	12.1%	853.9	11.3%	19.2x	1.9x	LHBL	79,322	1.7%	52.2	21.0x	4.5x
Food & Allied	22,009	21,993	+15.06	+0.07%	21	391,267	8.6%	579.6	7.6%	23.7x	9.2x	MARICO	75,597	1.7%	8.3	21.3x	28.1x
IT	2,642	2,629	+12.45	+0.47%	11	33,432	0.7%	222.6	2.9%	27.2x	2.3x	BXPBARMA	70,173	1.5%	43.3	12.2x	1.8x
Textile	1,597	1,588	+9.18	+0.58%	58	172,577	3.8%	1,318.4	17.4%	25.7x	1.1x	BRACBANK	60,612	1.3%	102.3	11.4x	1.1x
Paper & Printing	7,187	7,152	+34.81	+0.49%	6	25,716	0.6%	90.1	1.2%	NM	1.8x	BEACONPHAR	59,968	1.3%	18.4	64.1x	10.3x
Tannery	3,237	3,264	-27.66	-0.85%	6	34,548	0.8%	170.0	2.2%	48.8x	3.4x	ISLAMIBANK	53,130	1.2%	10.3	10.8x	0.8x
Jute	8,427	8,410	+16.92	+0.20%	3	1,939	0.0%	2.8	0.0%	NM	27.4x	DUTCHBANGL	44,528	1.0%	4.7	7.7x	1.2x
Ceramics	818	805	+13.75	+1.71%	5	36,853	0.8%	587.9	7.8%	34.6x	2.2x	TITASGAS	41,349	0.9%	57.0	12.4x	0.6x
Miscellaneous	4,436	4,439	-2.20	-0.05%	15	246,385	5.4%	721.1	9.5%	12.1x	2.1x	POWERGRID	40,340	0.9%	42.1	11.0x	0.4x
Bond**	94	94	+0.05	+0.05%	9	39,075	0.9%	124.4	1.6%	NM	NM	SUMITPOWER	39,939	0.9%	14.9	9.5x	1.1x

Top Ten Gainers	Close Price (BDT)	Δ%	Turnover (BDT Mn)	PE	PB	Top Twenty Free Float Mcap	Free Float Mcap (BDT Mn)	% of Total Free Float Mcap	PE	PB	Most Traded Share	Close Price (BDT)	Δ%	Turnover (BDT Mn)	PE	PB
MEGHNAINS	40.9	+9.9%	1.4	56.5x	2.8x	SQURPHARMA	125,977	7.4%	10.4x	1.9x	SPCERAMICS	53.7	+3.7%	367.9	NM	1.7x
YPL	23.6	+9.8%	142.2	47.2x	2.0x	BATBC	77,400	4.5%	19.2x	8.9x	BEXIMCO	132.4	+0.1%	291.0	8.1x	1.5x
KBPPWBIL	13.5	+9.8%	30.1	NM	1.1x	BEXIMCO	77,330	4.5%	8.1x	1.5x	FUWANGFOOC	25.6	+0.8%	225.6	NM	2.2x
IMAMBUTTON	122.9	+9.3%	13.8	NM	25.6x	RENATA	69,781	4.1%	25.9x	5.0x	BDFINANCE	49.8	-0.4%	225.5	35.9x	2.7x
APOLOISPAT	8.5	+7.6%	36.3	NM	0.4x	BXPBARMA	48,995	2.9%	12.2x	1.8x	DELTALIFE	128.6	+4.3%	176.3	NM	NM
ECABLES	148.5	+6.1%	14.6	NM	17.9x	BEACONPHAR	41,977	2.5%	64.1x	10.3x	BSC	115.6	+0.5%	156.7	8.6x	1.7x
DESHBANDHU	19.4	+6.0%	26.2	22.0x	1.1x	GP	40,887	2.4%	12.3x	7.1x	MONNOFABR	28.7	+2.5%	147.2	NM	1.1x
AMBEEPHA	491.0	+6.0%	5.0	NM	25.3x	BRACBANK	32,585	1.9%	11.4x	1.1x	SALVOCHEM	66.9	-1.5%	145.2	27.8x	4.5x
OAL	11.8	+5.4%	17.2	NM	0.9x	LHBL	28,016	1.6%	21.0x	4.5x	YPL	23.6	+9.8%	142.2	47.2x	2.0x
BENGALWTL	23.8	+4.8%	16.2	49.4x	0.9x	ISLAMIBANK	25,864	1.5%	10.8x	0.8x	JHRML	83.5	-1.8%	139.4	28.2x	2.7x

Top Ten Losers	Close Price (BDT)	Δ%	Turnover (BDT Mn)	PE	PB	NBL	Pubalibank	CITYBANK	ALARABANK	OLYMPIC	BSRMLTD	ROBI	SUMITPOWER	UPGDCL	Block Trade	Maximum Price (BDT)	Minimum Price (BDT)	No. of Trade	Quantity ('000)	Turnover (BDT Mn)
IPDC	53.9	-2.0%	94.3	22.3x	3.0x	18,422	17,891	16,447	15,785	15,510	15,410	14,980	14,693	14,498	JAMUNABANK	22.0	22.0	1.0	6,500	143.00
QUASEMIND	63.8	-2.0%	52.3	NM	2.3x	18,422	17,891	16,447	15,785	15,510	15,410	14,980	14,693	14,498	UTTARABANK	23.7	23.7	1.0	6,000	142.20
SALAMCRST	34.8	-2.0%	24.4	87.0x	1.9x	18,422	17,891	16,447	15,785	15,510	15,410	14,980	14,693	14,498	PRIMEINSUR	94.0	91.2	18.0	829	76.66
NEWLINE	45.0	-2.0%	1.2	23.8x	1.8x	18,422	17,891	16,447	15,785	15,510	15,410	14,980	14,693	14,498	BRACBANK	40.1	39.6	8.0	953	37.95
PROGRESLIF	80.4	-2.0%	1.6	NM	NM	18,422	17,891	16,447	15,785	15,510	15,410	14,980	14,693	14,498	KTL	28.6	28.5	16.0	1,065	30.37
JANATAINS	35.3	-1.9%	13.3	29.6x	2.4x	18,422	17,891	16,447	15,785	15,510	15,410	14,980	14,693	14,498	PTL	80.0	80.0	1.0	300	24.00
CAPMIBLMF	15.2	-1.9%	4.5	NM	1.7x	18,422	17,891	16,447	15,785	15,510	15,410	14,980	14,693	14,498	HRTX	101.6	95.5	3.0	156	15.20
FORTUNE	91.5	-1.9%	137.6	29.5x	6.1x	18,422	17,891	16,447	15,785	15,510	15,410	14,980	14,693	14,498	WALTONHIL	1,080.8	1,080.8	1.0	14	15.13
DAFODILCOM	71.5	-1.9%	0.0	96.6x	5.4x	18,422	17,891	16,447	15,785	15,510	15,410	14,980	14,693	14,498	BEXGSUKUK	96.0	96.0	4.0	150	14.40
GHCL	36.3	-1.9%	2.0	NM	0.7x	18,422	17,891	16,447	15,785	15,510	15,410	14,980	14,693	14,498	SALVOCHEM	72.5	68.5	4.0	163	11.57

\*NBFI Sector PE calculation methodology has been modified to reflect positive earnings only.

\*\* The base of the Bond index starts at 100, starting from Jan 13, 2022

Block Trade	Maximum Price (BDT)	Minimum Price (BDT)	Turnover (BDT Mn)	Quantity ('000)	No. of Trade
JAMUNABANK	22.0	22.0	143.0	6,500	1
UTTARABANK	23.7	23.7	142.2	6,000	1
PRIMEINSUR	94.0	91.2	76.7	829	18
BRACBANK	40.1	39.6	37.9	953	8
KTL	28.6	28.5	30.4	1,065	16
PTL	80.0	80.0	24.0	300	1
HRTEX	101.6	95.5	15.2	156	3
WALTONHIL	1,080.8	1,080.8	15.1	14	1
BEXGSUKUK	96.0	96.0	14.4	150	4
SALVOCHEM	72.5	68.5	11.6	163	4
IMAMBUTTON	114.0	114.0	10.4	91	3
ANWARGALV	445.0	445.0	9.4	21	4
SPCERAMICS	52.3	52.3	9.2	175	1
METROSPIN	26.7	26.6	8.9	332	3
AFCAGRO	25.1	25.1	8.7	345	3
AL-HAJTEX	116.5	116.4	6.4	55	3
SONALIPAPR	520.0	520.0	6.3	12	2
SILCOPHL	28.6	25.5	5.8	225	3
IPDC	58.0	58.0	5.8	100	1
ORIONINFU	92.0	82.6	3.8	44	2
ALIF	14.2	14.2	3.1	221	1
ACI	281.3	281.3	2.7	10	1
<b>Total</b>			<b>609.9</b>		<b>104</b>

**Upcoming Corporate Events**

DSE Ticker	Right Share	Dividend		Event	Date
		Stock	Cash		
MIDAS Financing Ltd.	-	1.0%	1.0%	Record Date	29-Jun-22
APSCL Non-Convertible and Fully Redeemable Coupon Be	-	0.0%	5.3%	Record Date	4-Jul-22
Janata Insurance Company Ltd.	-	5.0%	6.0%	Record Date	7-Jul-22
Bangladesh General Insurance Company Ltd.	-	0.0%	12.5%	Record Date	7-Jul-22
Pragati Life Insurance Ltd.	-	6.0%	11.0%	Record Date	7-Jul-22
Prime Insurance Company Ltd.	-	0.0%	15.0%	Record Date	12-Jul-22
Union Insurance Company Limited	-	0.0%	5.0%	Record Date	20-Jul-22
Express Insurance Limited	-	0.0%	10.0%	Record Date	21-Jul-22
Purabi Gen. Insurance Company Ltd.	-	0.0%	10.0%	Record Date	25-Jul-22
Bangladesh Industrial Fin. Co. Ltd.	-	0.0%	0.0%	Record Date	25-Jul-22
National Life Insurance Company Ltd.	-	0.0%	35.0%	Record Date	28-Jul-22
Kay & Que (Bangladesh) Ltd.	-	0.0%	5.0%	Record Date	Notify later

**Important DSE News**
**CVOPRL**

CVO Petrochemical Refinery Limited (CVOPRL) has signed an agreement with Bangladesh Petroleum Corporation (BPC) for selling petroleum product, i.e., Hydrocarbon Solvent (SBPS) on 27th June 2022 at 4:00 PM for the next 03 (Three) years.

**ECABLES**

The Company has informed that the Board of Directors has approved the revaluation of Property, Plant and Equipment as on December 31, 2021. The revaluation was performed by renowned Chartered Accountants firm Ahmed Zaker & Co. The revaluation amount of Property, Plant and Equipment was BDT 895,84,54,491.00 against Written Down Value of BDT 15,95,99,639.00 as on December 31, 2021. The revaluation surplus was BDT 879,88,54,852.00.

**BRACBANK**

Credit Rating Agency of Bangladesh Limited (CRAB) has announced the rating of the Company as "AAA" in the long term and "ST-1" in the short term along with a Stable outlook based on audited financial statements of the Company as of December 31, 2021 and other relevant quantitative as well as qualitative information up to the date of rating declaration.

**JAMUNABANK**

Credit Rating Agency of Bangladesh Limited (CRAB) has announced the rating of the Company as "AA1" in the long term and "ST-1" in the short term along with a Stable outlook based on audited financial statements of the Company up to December 31, 2021 and other relevant quantitative as well as qualitative information up to the date of rating declaration.

**KTL**

Credit Rating Agency of Bangladesh Limited (CRAB) has announced the Entity Rating (Surveillance) of the Company as "BBB2" along with a Stable outlook based on audited financial statements as on June 30, 2021 and bank liability position as on June 20, 2022.

**EBL**

Credit Rating Information and Services Limited (CRISL) has rated the Company as "AA+" in the long term and "ST-1" in the short term along with a stable outlook in consideration of its audited financials up to December 31, 2021, un-audited financials up to March 31, 2022 and other relevant quantitative as well as qualitative information up to the date of rating declaration.

**Disclaimer:** This report has been prepared by BRAC EPL Stock Brokerage Ltd and is provided for information purposes. It is not, under any circumstances, to be used or considered as an offer to sell, or a solicitation of any offer to buy. Reasonable care has been taken to ensure that the information is not untrue and misleading. BRAC EPL Stock Brokerage Ltd makes no representation or warranty as to the accuracy or completeness of such information. All opinions and estimates included in this report constitute our judgment as of this date and are subject to change without notice.