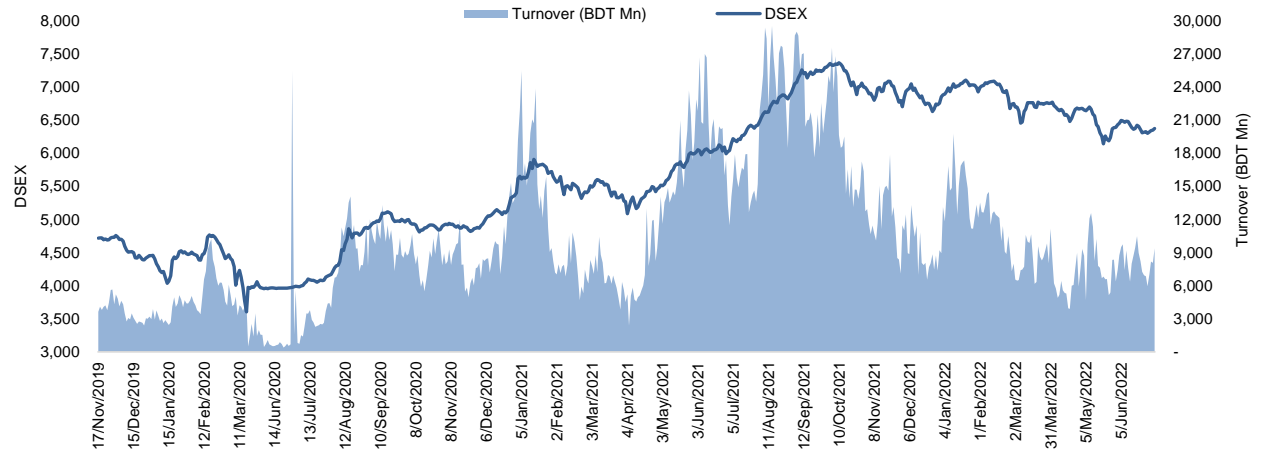


The market closed in green today. The benchmark index DSEX (+0.42%) gained 26.48 points and closed at 6,376.94. The blue-chip index DS30 (+0.02%), the Shariah-based index DSES (+0.10%), and the large-cap index CDSET (+0.14%) closed at 2,295.59, 1,386.78, and 1,263.08 points, respectively. All the large-cap sectors posted positive performance today. NBFi booked the highest gain of 1.72% followed by Bank (+1.33%), Fuel & Power (+0.38%), Food & Allied (+0.27%), Engineering (+0.19%), Telecommunication (+0.04%), and Pharmaceutical (-0.20%), respectively. Block trades contributed 1.3% of the overall market turnover. Anwar Galvanizing Ltd. (+2.7%) was the most traded share with a turnover of BDT 401 million.



Index	Closing	Opening	Point Δ	%Δ	YTD %Δ
DSEX	6,376.94	6,350.47	+26.48	+0.42%	-5.6%
DS30	2,295.59	2,295.18	+0.40	+0.02%	-9.4%
DSES	1,386.78	1,385.41	+1.37	+0.10%	-3.1%
CDSET	1,263.08	1,261.32	+1.76	+0.14%	-7.1%

	Advanced	Declined	Unchanged	Total
All Category	195	136	50	381
A Category (Equity)	147	86	29	262
B Category (Equity)	40	37	12	89
N Category (Equity)	1	3	3	7
Z Category (Equity)	7	10	6	23
Mutual Funds	8	13	14	35
Corporate Bonds	3	1	4	8

		Today	Last Day	Daily %Δ
Mcap	Mn BDT	5,177,817	5,159,388	+0.4%
	Mn USD	55,407	55,210	
Turnover	Mn BDT	9,377	8,057	+16.4%
	Mn USD	100	86	
Volume	Mn Shares	234	221	+5.6%
No. of Trade		177,763	160,045	+11.1%

* Exchange Rate is BDT 93.45 as of Jun 30, 2022

Figure: Sectorial Turnover (BDT)

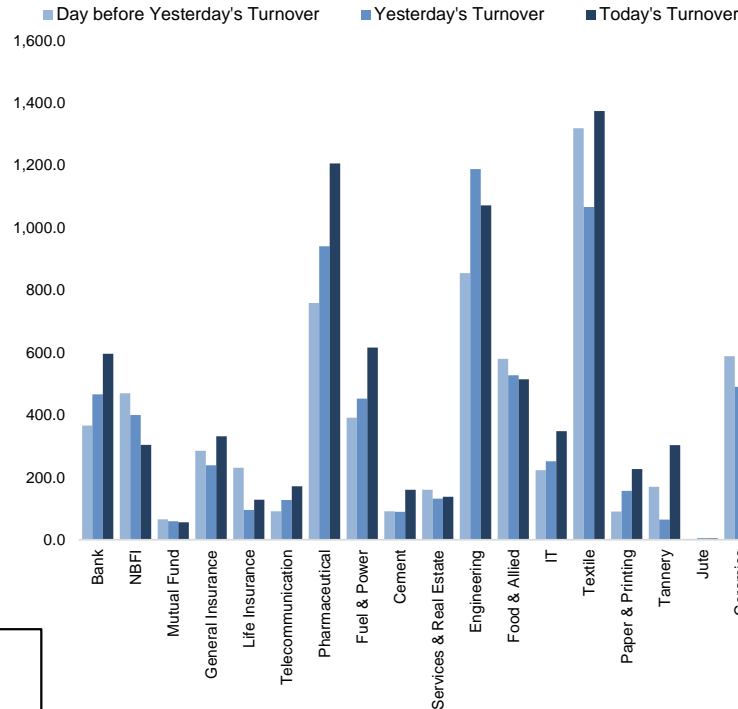
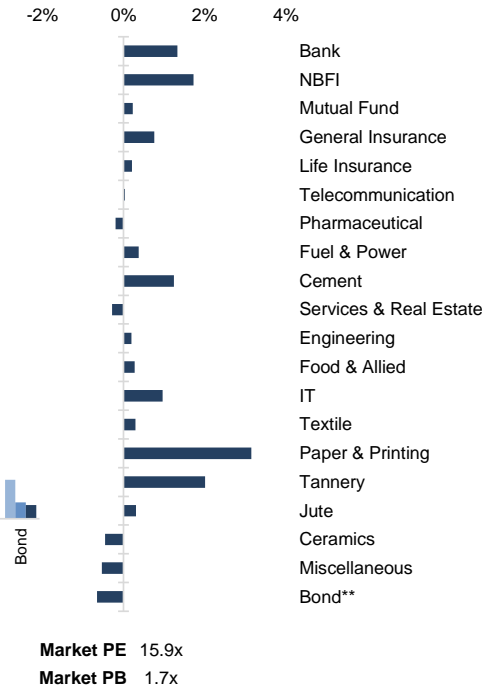


Figure: Sectorial Mcap Change



Fahim Hassan Research Associate (880) 1709636546 fahim.hassan@bracepl.com	Billal Hossain Research Associate (880) 1708805229 billal.hossain@bracepl.com
---	---

Sector Index	Closing	Opening	Points Δ	%Δ	No. of Companies	Mcap (BDT Mn)	% of Total Mcap	Turnover (BDT Mn)	% of Total Turnover	PE	PB	Top Twenty Market Cap	Mcap (BDT Mn)	% of Total Mcap	Turnover (BDT Mn)	PE	PB
Bank	1,468	1,449	+19.24	+1.33%	33	674,681	14.8%	596.1	6.9%	8.0x	0.8x	GP	397,123	8.7%	51.0	11.9x	6.8x
NBFI	2,005	1,971	+33.98	+1.72%	23	197,265	4.3%	304.3	3.5%	NM	3.6x	WALTONHIL	331,373	7.3%	2.8	23.2x	3.4x
Mutual Fund	884	882	+2.03	+0.23%	36	39,110	0.9%	55.6	0.6%	NM	0.8x	BATBC	293,490	6.4%	66.2	19.2x	8.9x
General Insurance	3,405	3,380	+25.57	+0.76%	41	100,489	2.2%	331.4	3.8%	16.0x	1.6x	SQRPHARMA	192,094	4.2%	248.5	10.4x	1.9x
Life Insurance	2,310	2,305	+4.89	+0.21%	13	64,872	1.4%	128.2	1.5%	NM	NM	ROBI	157,662	3.5%	81.0	86.0x	2.4x
Telecommunication	5,012	5,010	+1.98	+0.04%	3	590,916	13.0%	171.3	2.0%	15.8x	4.4x	RENATA	144,239	3.2%	60.0	26.0x	5.1x
Pharmaceutical	3,785	3,793	-7.44	-0.20%	32	710,546	15.6%	1,206.1	13.9%	17.5x	2.5x	UPGDCL	144,112	3.2%	14.3	11.7x	4.4x
Fuel & Power	1,819	1,812	+6.83	+0.38%	23	474,582	10.4%	615.4	7.1%	11.8x	1.2x	BEXIMCO	113,746	2.5%	364.9	7.9x	1.5x
Cement	2,428	2,398	+29.78	+1.24%	7	118,906	2.6%	160.1	1.9%	25.2x	2.6x	ICB	81,871	1.8%	9.5	46.3x	1.8x
Services & Real Estate	1,421	1,425	-4.01	-0.28%	8	54,012	1.2%	137.6	1.6%	88.3x	1.0x	BERGERPBL	80,461	1.8%	14.2	27.7x	7.6x
Engineering	4,726	4,717	+9.19	+0.19%	42	552,606	12.1%	1,071.4	12.4%	19.3x	1.9x	LHBL	79,438	1.7%	136.1	21.0x	4.5x
Food & Allied	22,069	22,009	+60.19	+0.27%	21	392,349	8.6%	514.1	5.9%	23.7x	9.2x	MARICO	76,262	1.7%	40.2	21.5x	28.4x
IT	2,651	2,626	+25.37	+0.97%	11	33,552	0.7%	347.8	4.0%	27.3x	2.4x	BXPHARMA	68,969	1.5%	83.5	12.0x	1.7x
Textile	1,601	1,596	+4.75	+0.30%	58	173,016	3.8%	1,374.0	15.9%	26.0x	1.1x	BRACBANK	62,108	1.4%	87.8	11.7x	1.1x
Paper & Printing	7,686	7,451	+234.96	+3.15%	6	27,503	0.6%	226.6	2.6%	NM	1.9x	BEACONPHAR	59,667	1.3%	17.4	63.8x	10.2x
Tannery	3,288	3,224	+64.74	+2.01%	6	35,099	0.8%	303.2	3.5%	49.6x	3.5x	ISLAMIBANK	52,969	1.2%	8.8	10.8x	0.8x
Jute	8,561	8,534	+26.23	+0.31%	3	1,970	0.0%	4.4	0.1%	NM	27.8x	DUTCHBANGL	45,502	1.0%	9.2	7.9x	1.2x
Ceramics	801	805	-3.63	-0.45%	5	36,093	0.8%	413.0	4.8%	33.8x	2.2x	TITASGAS	42,339	0.9%	215.9	12.7x	0.6x
Miscellaneous	4,384	4,407	-23.35	-0.53%	15	243,449	5.3%	643.5	7.4%	12.0x	2.1x	POWERGRID	40,554	0.9%	52.5	11.1x	0.4x
Bond**	92	93	-0.60	-0.65%	9	38,439	0.8%	43.9	0.5%	NM	NM	SUMITPOWER	40,045	0.9%	13.1	9.5x	1.1x

Top Ten Gainers	Close Price (BDT)	Δ%	Turnover (BDT Mn)	PE	PB
MEGHNAINS	49.3	+9.8%	11.1	68.1x	3.4x
INTRACO	25.0	+9.6%	104.5	23.9x	2.1x
NAVANACNG	30.9	+9.2%	17.0	NM	0.9x
SHYAMPSUG	98.9	+7.5%	7.1	NM	NM
AFTABAUTO	27.8	+6.9%	12.0	NM	0.5x
CROWNCEMNT	78.1	+6.3%	5.1	39.6x	1.5x
BNICL	69.8	+6.1%	35.2	21.0x	3.0x
SONALIPAPR	582.2	+6.0%	159.0	41.1x	2.3x
HFL	23.7	+5.8%	119.9	NM	0.6x
AAMRANET	39.1	+5.7%	76.2	23.2x	1.1x

Top Ten Losers	Close Price (BDT)	Δ%	Turnover (BDT Mn)	PE	PB
GP	294.1	-2.0%	51.0	11.9x	6.8x
JUTESPINN	143.7	-2.0%	0.9	NM	NM
SAVAREFR	233.2	-2.0%	0.2	NM	3331.4x
MONOSPOOL	169.0	-2.0%	12.1	55.5x	4.0x
GHCL	34.9	-2.0%	7.1	NM	0.6x
FIRSTFIN	5.0	-2.0%	0.4	NM	NM
PAPERPROC	181.0	-2.0%	24.2	59.3x	6.1x
ALLTEX	25.2	-1.9%	26.5	NM	4.2x
SKTRIMS	25.5	-1.9%	6.7	31.9x	1.7x
NAHEEACP	66.6	-1.9%	18.6	22.8x	3.5x

Top Twenty Free Float Mcap	Free Float Mcap (BDT Mn)	% of Total Free Float Mcap	PE	PB
SQRPHARMA	125,687	7.3%	10.4x	1.9x
BATBC	77,628	4.5%	19.2x	8.9x
BEXIMCO	75,812	4.4%	7.9x	1.5x
RENATA	70,288	4.1%	26.0x	5.1x
BXPHARMA	48,154	2.8%	12.0x	1.7x
BEACONPHAR	41,767	2.4%	63.8x	10.2x
GP	39,712	2.3%	11.9x	6.8x
BRACBANK	33,389	1.9%	11.7x	1.1x
LHBL	28,057	1.6%	21.0x	4.5x
ISLAMIBANK	25,785	1.5%	10.8x	0.8x
EBL	24,725	1.4%	7.4x	1.1x
PUBALIBANK	18,596	1.1%	5.9x	0.7x
NBL	18,422	1.1%	NM	0.5x
CITYBANK	16,519	1.0%	4.6x	0.7x
ALARABANK	15,847	0.9%	11.7x	1.2x
BSRMLTD	15,811	0.9%	5.4x	0.7x
ROBI	15,766	0.9%	86.0x	2.4x
OLYMPIC	15,547	0.9%	14.7x	2.8x
SUMITPOWER	14,733	0.9%	9.5x	1.1x
UPGDCL	14,411	0.8%	11.7x	4.4x

Most Traded Share	Close Price (BDT)	Δ%	Turnover (BDT Mn)	PE	PB
ANWARGALV	423.9	+2.7%	400.5	39.0x	25.2x
BEXIMCO	129.8	-1.1%	364.9	7.9x	1.5x
SPCERAMICS	51.8	-1.7%	301.8	NM	1.6x
FORTUNE	93.3	+4.0%	250.2	30.1x	6.2x
SQRPHARMA	216.7	-0.6%	248.5	10.4x	1.9x
ORIONPHARM	88.0	-0.6%	246.1	21.4x	1.1x
TITASGAS	42.8	+2.9%	215.9	12.7x	0.6x
FUWANGFOOD	25.0	-1.6%	185.3	NM	2.1x
SONALIPAPR	582.2	+6.0%	159.0	41.1x	2.3x
SALVOCHEM	67.9	+1.3%	144.2	28.2x	4.5x

Block Trade	Maximum Price (BDT)	Minimum Price (BDT)	No. of Trade	Quantity ('000)	Turnover (BDT Mn)
CBLPBOND	1,032,200.0	1,032,200.0	1.0		206.44
FORTUNE	98.1	90.0	10.0	855	79.57
BEXIMCO	130.0	130.0	1.0	600	78.00
RENATA	1,350.0	1,350.0	1.0	34	46.31
GP	307.8	294.1	3.0	150	46.00
STANDBANKL	9.2	9.2	1.0	3,280	30.18
KTL	29.8	29.8	12.0	1,000	29.80
SONALIPAPR	550.0	550.0	8.0	49	26.95
PRIMEINSUR	108.2	108.1	6.0	229	24.77
AL-HAJTEX	119.0	116.4	10.0	188	21.94

*NBFI Sector PE calculation methodology has been modified to reflect positive earnings only.

** The base of the Bond index starts at 100, starting from Jan 13, 2022

Block Trade	Maximum Price (BDT)	Minimum Price (BDT)	Turnover (BDT Mn)	Quantity ('000)	No. of Trade
CBLPBOND	1,032,200.0	1,032,200.0	206.4		1
FORTUNE	98.1	90.0	79.6	855	10
BEXIMCO	130.0	130.0	78.0	600	1
RENATA	1,350.0	1,350.0	46.3	34	1
GP	307.8	294.1	46.0	150	3
STANDBANKL	9.2	9.2	30.2	3,280	1
KTL	29.8	29.8	29.8	1,000	12
SONALIPAPR	550.0	550.0	27.0	49	8
PRIMEINSUR	108.2	108.1	24.8	229	6
AL-HAJTEX	119.0	116.4	21.9	188	10
INTRACO	25.0	23.0	21.4	866	17
IPDC	58.0	52.0	14.9	281	5
LHBL	68.0	67.8	14.9	220	4
MTB	17.5	17.5	8.4	481	1
BEXGSUKUK	92.0	91.5	8.3	90	4
MHSML	29.5	29.5	7.4	250	1
VFSTDL	24.0	24.0	7.2	300	1
YPL	23.2	23.2	5.3	230	2
BEACONPHAR	276.1	254.5	5.1	20	2
MPETROLEUM	203.7	203.7	4.7	23	2
SILCOPHL	29.3	29.3	4.4	150	1
UPGDCL	251.0	251.0	3.5	14	1
Total			729.5		125

Important DSE News
BGIC

(Q1 Un-audited): EPS was Tk. 0.71 for January-March 2022 as against Tk. 0.69 for January-March 2021. NOCFPS was Tk. 0.87 for January-March 2022 as against Tk. 0.84 for January-March 2021. NAV per share was Tk. 20.25 as on March 31, 2022 and Tk. 19.43 as on March 31, 2021.

TALLUSPIN

(Q3 Un-audited): EPS was Tk. (0.57) for January-March 2022 and Tk. (1.47) for July 2021-March 2022; NOCFPS was Tk. 0.04 for July 2021-March 2022. NAV per share was Tk. 23.29 as on March 31, 2022 and Tk. 24.75 as on June 30, 2021.

BPML

The Company has informed that the Board of Directors has approved the Revaluation of 38.2751 Acres Land as on March 31, 2022. The revaluation amount of Land has been increased from BDT 2,107,635,598.00 to BDT 6,650,094,517.00. The revaluation surplus was BDT 4,542,458,919.00.

GP

The Company informed that they have received a letter from the Bangladesh Telecommunication Regulatory Commission (BTRC) on 29 June 2022 with an embargo on selling new SIM in connection to QoS.

EBL

Mrs. Salina Ali, one of the Nominated Directors of the Company, has further informed that she has completed her sale of 1,55,00,000 shares of the Company at prevailing market price through Dhaka Stock Exchange as per declaration disseminated on 20.06.2022.

Purnima Construction (Pvt.) Ltd., one of the Corporate Directors of the Company, has further informed that it has completed its sale of 1,60,00,000 shares of the Company at prevailing market price through Dhaka Stock Exchange as per declaration disseminated on 19.06.2022.

Upcoming Corporate Events

DSE Ticker	Right Share	Dividend		Event	Date
		Stock	Cash		
APSCL Non-Convertible and Fully Redeemable Coupon Be:	-	0.0%	5.3%	Record Date	4-Jul-22
Janata Insurance Company Ltd.	-	5.0%	6.0%	Record Date	7-Jul-22
Bangladesh General Insurance Company Ltd.	-	0.0%	12.5%	Record Date	7-Jul-22
Pragati Life Insurance Ltd.	-	6.0%	11.0%	Record Date	7-Jul-22
Prime Insurance Company Ltd.	-	0.0%	15.0%	Record Date	12-Jul-22
NRB Commercial Bank Limited	-	7.5%	0.0%	Record Date	13-Jul-22
Union Insurance Company Limited	-	0.0%	5.0%	Record Date	20-Jul-22
Express Insurance Limited	-	0.0%	10.0%	Record Date	21-Jul-22
Purabi Gen. Insurance Company Ltd.	-	0.0%	10.0%	Record Date	25-Jul-22
Bangladesh Industrial Fin. Co. Ltd.	-	0.0%	0.0%	Record Date	25-Jul-22
National Life Insurance Company Ltd.	-	0.0%	35.0%	Record Date	28-Jul-22
Kay & Que (Bangladesh) Ltd.	-	0.0%	5.0%	Record Date	Notify later

Disclaimer: This report has been prepared by BRAC EPL Stock Brokerage Ltd and is provided for information purposes. It is not, under any circumstances, to be used or considered as an offer to sell, or a solicitation of any offer to buy. Reasonable care has been taken to ensure that the information is not untrue and misleading. BRAC EPL Stock Brokerage Ltd makes no representation or warranty as to the accuracy or completeness of such information. All opinions and estimates included in this report constitute our judgment as of this date and are subject to change without notice.