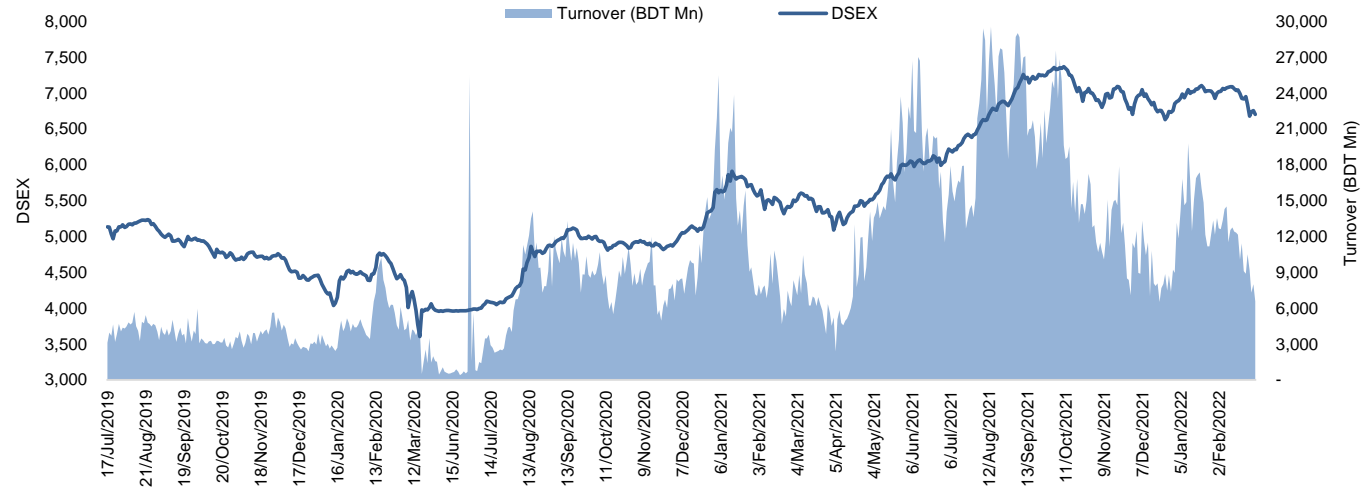


The market closed in red today. The benchmark index DSEX (-0.80%) lost 53.95 points and closed at 6,699.84. The blue-chip index DS30 (-0.78%), the Shariah-based index DSES (-0.71%), and the large-cap index CDSET (-0.65%) closed at 2,470.51, 1,443.42, and 1,341.81 points, respectively. All the large-cap sectors posted negative performance today. NBF1 experienced the highest loss of 1.42% followed by Telecommunication (-1.34%), Engineering (-1.30%), Fuel & Power (-0.88%), Bank (-0.87%), Food & Allied (-0.61%), and Pharmaceutical (-0.45%), respectively. Block trades contributed 0.6% of the overall market turnover. Bangladesh Export Import Company Ltd. (0.0%) was the most traded share with a turnover of BDT 1,103 million.



Index	Closing	Opening	Point Δ	%Δ	YTD %Δ
DSEX	6,699.84	6,753.79	-53.95	-0.80%	-0.8%
DS30	2,470.51	2,489.97	-19.46	-0.78%	-2.5%
DSES	1,443.42	1,453.73	-10.30	-0.71%	+0.9%
CDSET	1,341.81	1,350.61	-8.80	-0.65%	-1.3%

	Advanced	Declined	Unchanged	Total
All Category	59	286	34	379
A Category (Equity)	35	203	25	263
B Category (Equity)	12	67	6	85
N Category (Equity)	1	4	1	6
Z Category (Equity)	11	12	2	25
Mutual Funds	3	22	10	35
Corporate Bonds	1	1	2	4

		Today	Last Day	Daily %Δ
Mcap	Mn BDT	5,395,236	5,437,864	-0.8%
	Mn USD	62,735	63,231	
Turnover	Mn BDT	6,561	7,989	-17.9%
	Mn USD	76	93	
Volume	Mn Shares	163	203	-19.7%
No. of Trade		159,974	190,541	-18.1%

Figure: Sectorial Turnover (BDT)

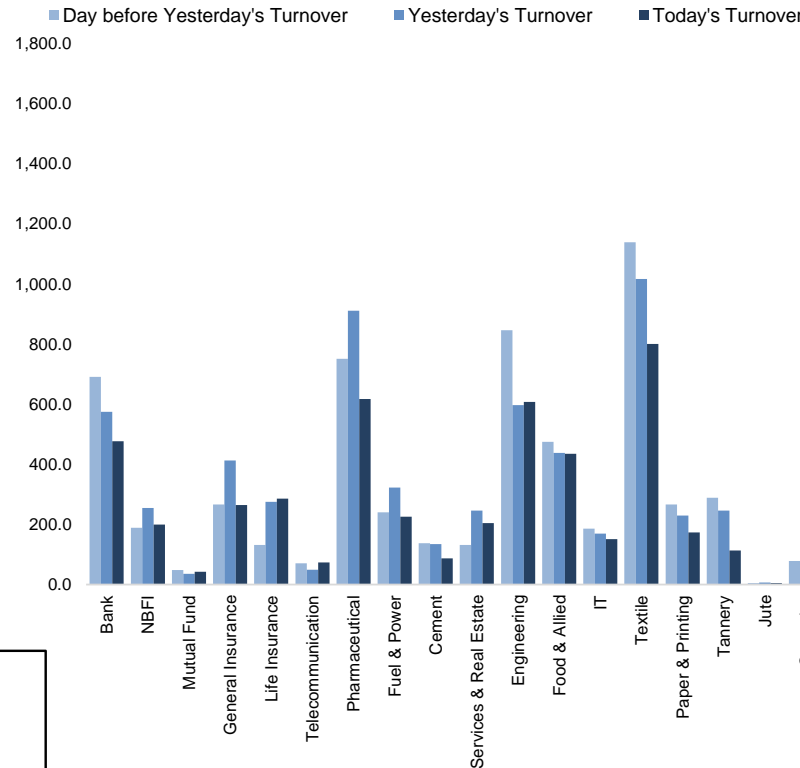
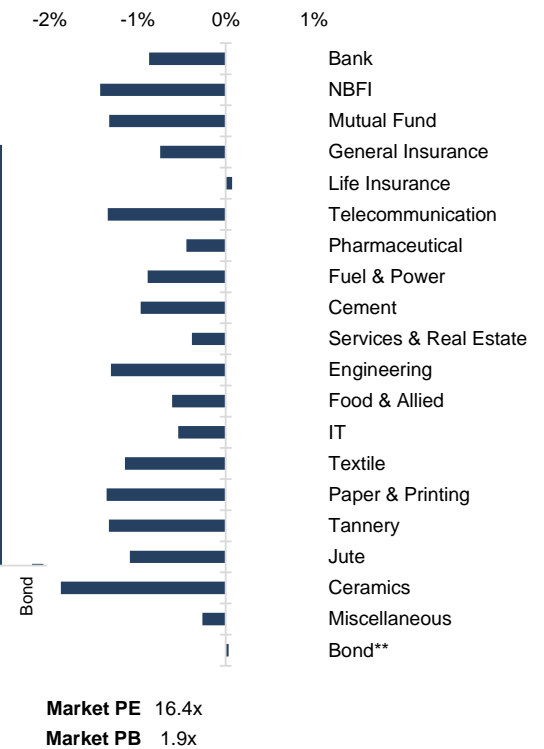


Figure: Sectorial Mcap Change



Fahim Hassan Research Associate (880) 1709636546 fahim.hassan@bracepl.com	Md. Mahmudul Hasan Junior Research Associate (880) 1708805201 mmahmudul.hasan@bracepl.com
---	---

Sector Index	Closing	Opening	Points Δ	%Δ	No. of Companies	Mcap (BDT Mn)	% of Total Mcap	Turnover (BDT Mn)	% of Total Turnover	PE	PB	Top Twenty Market Cap	Mcap (BDT Mn)	% of Total Mcap	Turnover (BDT Mn)	PE	PB
Bank	1,547	1,561	-13.56	-0.87%	33	716,501	14.9%	476.5	7.7%	7.8x	0.8x	GP	452,486	9.4%	44.0	13.3x	9.1x
NBFI	2,126	2,157	-30.72	-1.42%	23	207,106	4.3%	199.3	3.2%	NM	3.7x	WALTONHIL	332,888	6.9%	3.9	23.0x	3.6x
Mutual Fund	855	866	-11.45	-1.32%	36	38,080	0.8%	42.1	0.7%	NM	0.8x	BATBC	330,642	6.9%	170.8	22.1x	9.0x
General Insurance	4,105	4,135	-30.77	-0.74%	40	120,264	2.5%	264.2	4.2%	19.2x	2.0x	SQRPHARMA	194,399	4.1%	30.7	10.9x	2.0x
Life Insurance	2,654	2,652	+1.93	+0.07%	13	74,890	1.6%	285.3	4.6%	NM	NM	ROBI	184,899	3.9%	19.2	80.5x	2.8x
Telecommunication	5,685	5,762	-77.24	-1.34%	3	671,256	14.0%	73.9	1.2%	17.3x	5.3x	RENATA	145,161	3.0%	6.9	26.8x	5.4x
Pharmaceutical	3,899	3,916	-17.48	-0.45%	32	727,112	15.2%	617.4	9.9%	18.2x	2.7x	UPGDCL	144,402	3.0%	7.2	11.8x	4.9x
Fuel & Power	1,821	1,837	-16.25	-0.88%	23	474,820	9.9%	225.6	3.6%	11.6x	1.2x	BEXIMCO	133,639	2.8%	1,102.7	10.7x	1.8x
Cement	2,503	2,528	-24.37	-0.96%	7	123,412	2.6%	87.3	1.4%	18.4x	2.5x	ICB	89,284	1.9%	10.1	46.4x	2.0x
Services & Real Estate	1,441	1,446	-5.53	-0.38%	8	54,958	1.1%	204.4	3.3%	NM	1.1x	BXPHARMA	83,468	1.7%	62.9	13.7x	2.2x
Engineering	4,707	4,769	-62.21	-1.30%	42	550,483	11.5%	607.1	9.8%	18.6x	2.0x	BERGERPBL	82,196	1.7%	0.4	27.2x	7.4x
Food & Allied	24,605	24,755	-150.19	-0.61%	21	435,028	9.1%	434.9	7.0%	27.1x	9.3x	LHBL	79,322	1.7%	60.5	20.4x	4.0x
IT	3,076	3,093	-16.68	-0.54%	11	37,532	0.8%	151.2	2.4%	30.0x	2.6x	MARICO	75,241	1.6%	5.5	21.8x	29.1x
Textile	1,596	1,615	-18.49	-1.15%	58	172,250	3.6%	800.0	12.8%	29.3x	1.1x	BRACBANK	71,697	1.5%	81.7	12.5x	1.5x
Paper & Printing	8,965	9,088	-122.79	-1.35%	6	32,296	0.7%	173.2	2.8%	NM	2.2x	ISLAMIBANK	52,325	1.1%	9.4	9.7x	0.8x
Tannery	3,730	3,780	-50.10	-1.33%	6	39,503	0.8%	113.2	1.8%	NM	3.9x	BEACONPHAR	51,675	1.1%	46.0	44.1x	9.2x
Jute	8,467	8,560	-93.26	-1.09%	3	1,964	0.0%	4.4	0.1%	NM	23.9x	DUTCHBANGL	47,121	1.0%	4.1	8.0x	1.3x
Ceramics	683	696	-13.03	-1.87%	5	30,546	0.6%	61.1	1.0%	29.9x	1.9x	POWERGRID	43,904	0.9%	19.8	12.6x	0.5x
Miscellaneous	4,667	4,679	-12.30	-0.26%	14	256,664	5.4%	1,399.2	22.5%	14.4x	2.3x	SUMITPOWER	40,686	0.8%	17.5	8.5x	1.2x
Bond**	89	89	+0.03	+0.03%	7	32,422	0.7%	5.5	0.1%	NM	NM	TITASGAS	39,470	0.8%	14.7	11.6x	0.6x

Top Ten Gainers	Close Price (BDT)	Δ%	Turnover (BDT Mn)	PE	PB	Top Twenty Free Float Mcap	Free Float Mcap (BDT Mn)	% of Total Free Float Mcap	PE	PB	Most Traded Share	Close Price (BDT)	Δ%	Turnover (BDT Mn)	PE	PB
SUNLIFEINS	40.8	+10.0%	34.7	NM	NM	SQRPHARMA	127,195	7.0%	10.9x	2.0x	BEXIMCO	152.5	-	1,102.7	10.7x	1.8x
TAKAFULINS	78.6	+9.9%	43.7	35.1x	4.2x	BEXIMCO	89,070	4.9%	10.7x	1.8x	BSC	120.7	-1.9%	226.6	10.6x	1.8x
YPL	24.6	+9.8%	165.7	49.2x	2.1x	BATBC	87,455	4.8%	22.1x	9.0x	BATBC	612.3	-0.2%	170.8	22.1x	9.0x
MEGHNA PET	25.4	+8.1%	6.3	NM	NM	RENATA	70,737	3.9%	26.8x	5.4x	YPL	24.6	+9.8%	165.7	49.2x	2.1x
ZEALBANGLA	164.2	+7.0%	10.1	NM	NM	BXPHARMA	58,277	3.2%	13.7x	2.2x	SAIFPOWER	39.7	+1.0%	134.2	19.4x	2.3x
MEGCONMILK	19.1	+6.1%	4.8	NM	NM	GP	45,249	2.5%	13.3x	9.1x	ORIONPHARM	99.9	-1.9%	129.0	25.0x	1.2x
PRIMELIFE	71.1	+5.6%	17.5	NM	NM	BRACBANK	38,544	2.1%	12.5x	1.5x	DSSL	19.0	-3.1%	89.3	15.1x	1.0x
ETL	11.3	+4.6%	29.4	NM	0.9x	BEACONPHAR	36,172	2.0%	44.1x	9.2x	FORTUNE	123.0	-1.3%	82.0	42.1x	8.1x
IMAMBUTTON	35.3	+4.1%	5.2	NM	7.3x	LHBL	28,016	1.6%	20.4x	4.0x	BRACBANK	51.5	-2.5%	81.7	12.5x	1.5x
MEGHNALIFE	74.0	+3.9%	8.2	NM	NM	ISLAMIBANK	25,472	1.4%	9.7x	0.8x	FAREASTLIF	93.2	+2.5%	77.4	NM	NM

Top Ten Losers	Close Price (BDT)	Δ%	Turnover (BDT Mn)	PE	PB	Block Trade	Maximum Price (BDT)	Minimum Price (BDT)	No. of Trade	Quantity ('000)	Turnover (BDT Mn)
NCCBLMF1	8.1	-10.0%	0.2	NM	0.9x	PRIMEINSUR	90.1	88.0	6.0	1,025	90.77
INTRACO	19.6	-7.5%	10.0	18.9x	1.5x	RUPALILIFE	68.0	68.0	1.0	1,000	68.00
HWAWELLTEX	42.2	-7.3%	0.8	10.3x	1.3x	IBNSINA	295.0	295.0	2.0	159	46.91
QUASEMIND	44.8	-6.3%	17.0	87.7x	1.3x	RENATA	1,362.0	1,362.0	2.0	31	42.22
HFL	20.7	-5.5%	17.2	NM	0.5x	FORTUNE	135.0	125.0	3.0	220	28.00
AMANFEED	45.4	-4.6%	28.5	16.8x	1.4x	BRACBANK	51.7	51.7	1.0	200	10.34
UNITEDINS	55.9	-4.6%	2.9	NM	1.4x	SONALIPAPR	800.0	748.0	2.0	13	9.87
APEXFOODS	197.7	-4.4%	16.1	99.8x	1.7x	PEOPLESINS	59.8	59.8	1.0	96	5.74
PREMIERBAN	15.5	-4.3%	33.5	4.5x	0.8x	PHARMAID	860.0	860.0	1.0	5	4.30
FAMILYTEX	4.5	-4.3%	1.9	NM	0.4x	SALVOCHEM	60.0	55.1	3.0	59	3.40

*NBFI Sector PE calculation methodology has been modified to reflect positive earnings only.

** The base of the Bond index starts at 100, starting from Jan 13, 2022

Block Trade	Maximum Price (BDT)	Minimum Price (BDT)	Turnover (BDT Mn)	Quantity ('000)	No. of Trade
PRIMEINSUR	90.1	88.0	90.8	1,025	6
RUPALILIFE	68.0	68.0	68.0	1,000	1
IBNSINA	295.0	295.0	46.9	159	2
RENATA	1,362.0	1,362.0	42.2	31	2
FORTUNE	135.0	125.0	28.0	220	3
BRACBANK	51.7	51.7	10.3	200	1
SONALIPAPR	800.0	748.0	9.9	13	2
PEOPLESINS	59.8	59.8	5.7	96	1
PHARMAID	860.0	860.0	4.3	5	1
SALVOCHEM	60.0	55.1	3.4	59	3
BDLAMPS	335.0	335.0	3.4	10	1
RDFOOD	57.0	57.0	3.0	53	2
DACCADYE	22.0	22.0	2.9	134	1
DSSL	20.2	18.5	2.9	150	2
MIRAKHTER	64.7	64.7	2.4	37	1
NAHEEACP	54.0	53.7	2.2	40	2
FAREASTLIF	99.0	99.0	1.8	18	1
SPCL	82.0	82.0	1.7	21	1
KTL	41.0	41.0	1.6	40	1
BEXIMCO	167.7	167.7	1.0	6	1
POWERGRID	63.3	63.3	0.8	12	1
FIRSTSBANK	12.2	12.2	0.6	50	1
Total			334.9		39

Important DSE News
RENATA

Refer to their earlier news disseminated by DSE on 27.02.2022 regarding Amalgamation with two subsidiary Companies, the Company has further informed that the Board of Directors has decided to hold an EGM to approve Scheme of Amalgamation of Renata Agro Industries Limited and Purnava Ltd, (Transferor Companies) with Renata Limited (Transferee Company) ("the Scheme") as per order by the Hon'ble High Court Division of the Supreme Court of Bangladesh in the Company Matter No. 48 of 2022 in accordance with the provisions of Section 228 and 229 of the Companies Act, 1994 for approval of the same Scheme by the Members of Renata Limited. Date of EGM: 16.04.2022, Time: 12:00 noon, Venue: Digital Platform. Record Date for EGM: 23.03.2022.

The proposal of Merger and Amalgamation (Arrangement and compromise) of Renata Agro Industries Limited and Purnava Ltd. with Renata Limited as per provision of section 228 & 229 of the Companies Act, 1994 and the Transferee Company i.e., Renata Limited shall issue no share but value of share(s) would be paid by cash to the minority shareholder of Transferor Companies on the basis of Face Value of the Share of Transferor Companies. The Company also informed that Creditors' Meeting date to approve Scheme of Amalgamation of Renata Agro Industries Limited and Purnava Ltd. (Transferor Companies) with Renata Limited (Transferee Company) ("the Scheme") on April 16, 2022 at 10:30 am at Renata Limited, Plot-I, Milk Vita Road, Section-7, Mirpur, Dhaka at in accordance with the provisions of Section 228 and 229 of the Companies Act, 1994 for approval of the same Scheme by the Creditors of Renata Limited.

The Company has informed that the Board of Directors has decided to purchase of 560 decimals land along with a carton factory at Mouza-Dogri, Rajendrapur, Gazipur at a cost of BDT 51.00 crore excluding registration and incidental cost. The land will be used for expansion of Ranjendrapur factory, Gazipur.

Upcoming Corporate Events

DSE Ticker	Right Share	Dividend		Event	Date
		Stock	Cash		
British American Tobacco Bangladesh Company Limited	-	0.0%	150.0%	Record Date	3-Mar-22
Vanguard AML Rupali Bank Balanced Fund	-	0.0%	10.0%	Record Date	6-Mar-22
Reliance Insurance Ltd.	-	0.0%	25.0%	Record Date	7-Mar-22
IDLC Finance Ltd.	-	5.0%	15.0%	Record Date	8-Mar-22
Green Delta Insurance Ltd.	-	0.0%	30.0%	Record Date	8-Mar-22
Bangladesh Finance Limited	-	6.0%	6.0%	Record Date	9-Mar-22
Nitol Insurance Co. Ltd.	-	0.0%	12.5%	Record Date	15-Mar-22
City General Insurance Co. Ltd.	-	0.0%	10.0%	Record Date	22-Mar-22
IPDC Finance Limited	-	0.0%	12.0%	Record Date	22-Mar-22
Delta Brac Housing Finance Corp. Ltd.	-	10.0%	15.0%	Record Date	22-Mar-22
Unilever Consumer Care Limited	-	0.0%	440.0%	Record Date	23-Mar-22

Disclaimer: This report has been prepared by BRAC EPL Stock Brokerage Ltd and is provided for information purposes. It is not, under any circumstances, to be used or considered as an offer to sell, or a solicitation of any offer to buy. Reasonable care has been taken to ensure that the information is not untrue and misleading. BRAC EPL Stock Brokerage Ltd makes no representation or warranty as to the accuracy or completeness of such information. All opinions and estimates included in this report constitute our judgment as of this date and are subject to change without notice.