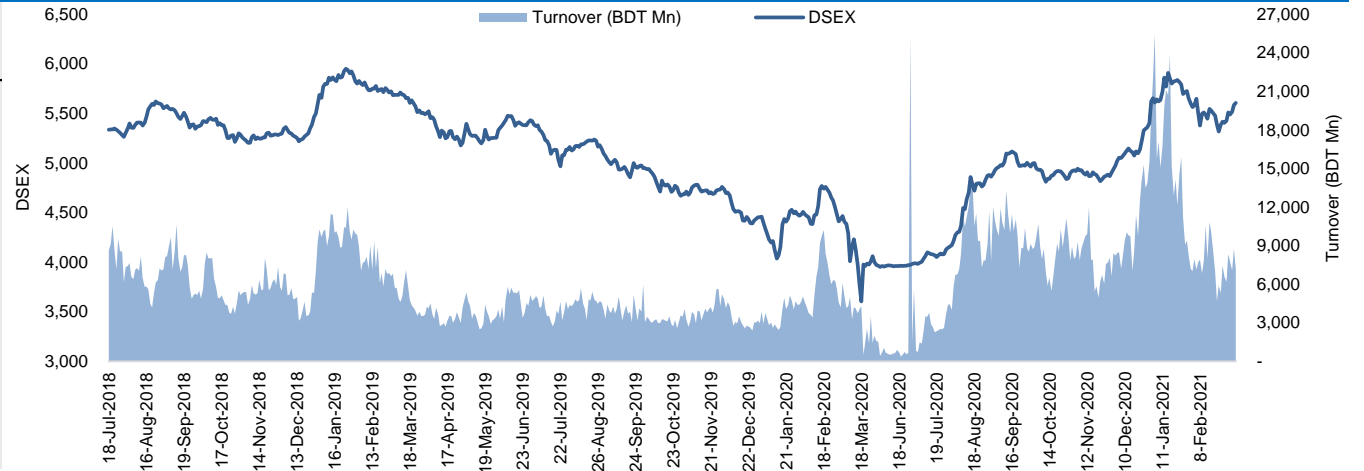


The market closed in green today. The benchmark index DSEX (+0.36%) gained 20.08 points and closed at 5,604.38. The blue-chip index DS30 (+0.55%), the Shariah-based index DSES (+0.70%), and the large-cap index CDSET (+0.42%) closed at 2,168.00, 1,265.20, and 1,199.68 points, respectively. All the large-cap sectors posted positive performance today except Bank (-0.52%) and Food & Allied (-0.67%). NBFi booked the highest gain of 1.81% followed by Telecommunication (+1.61%), Fuel & Power (+1.55%), Engineering (+0.95%), and Pharmaceutical (+0.64%), respectively. Block trades contributed 3.4% of the overall market turnover. British American Tobacco Bangladesh Company Limited (-1.0%) was the most traded share with a turnover of BDT 661 million.



Index	Closing	Opening	Point Δ	%Δ	YTD %Δ
DSEX	5,604.38	5,584.30	+20.08	+0.36%	+3.7%
DS30	2,168.00	2,156.05	+11.95	+0.55%	+10.4%
DSES	1,265.20	1,256.46	+8.74	+0.70%	+1.9%
CDSE1	1,199.68	1,194.62	+5.06	+0.42%	+6.8%

	Advanced	Declined	Unchanged	Total
All Category	129	108	111	348
A Category (Equity)	100	80	78	258
B Category (Equity)	18	15	21	54
N Category (Equity)	4	2	0	6
Z Category (Equity)	7	11	12	30
Mutual Funds	8	10	19	37
Corporate Bonds	0	2	0	2

		Today	Last Day	Daily %Δ
Mcap	Mn BDT	4,838,980	4,809,948	+0.6%
	Mn USD	56,956	56,614	
Turnover	Mn BDT	7,215	8,768	-17.7%
	Mn USD	85	103	
Volume	Mn Shares	182	216	-15.7%
No. of Trade		148,350	159,270	-6.9%

Md. Rafiqul Islam Research Associate (880) 1708805229 mrafiquislam@bracepl.com
Md Mahirul Quddus Research Associate (880) 1709636546 mmahirul.quddus@bracepl.com

Figure: Sectorial Turnover (BDT Mn)

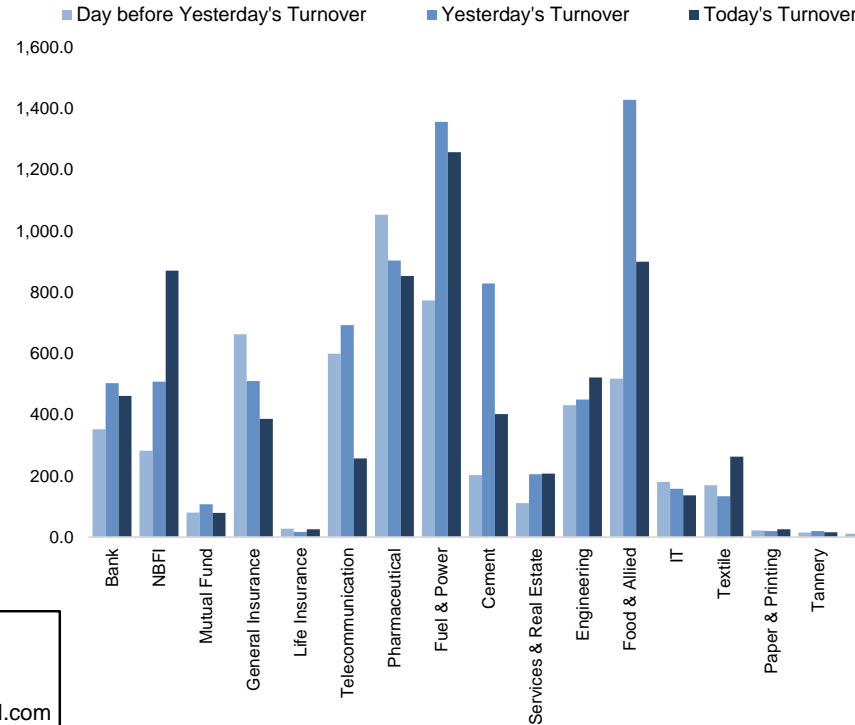
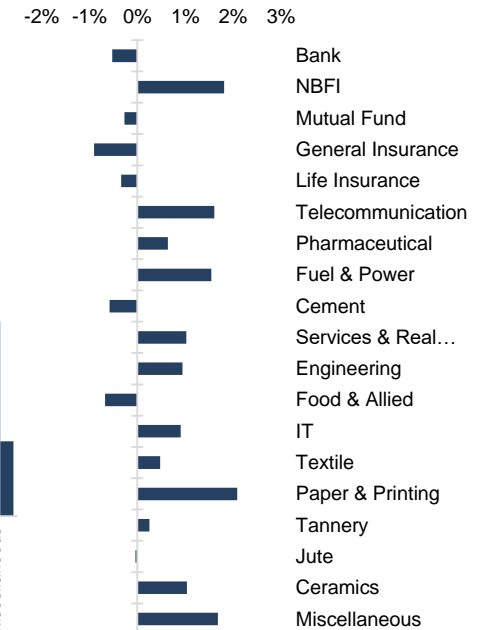


Figure: Sectorial Mcap Change



Market PE 19.7x
Market PB 1.9x

Sector Index	Closing	Opening	Points Δ	%Δ	No. of Companies	Mcap (BDT Mn)	% of Total Mcap	Turnover (BDT Mn)	% of Total Turnover	PE	PB	Top Twenty Market Cap	Mcap (BDT Mn)	% of Total Mcap	Turnover (BDT Mn)	PE	PB
Bank	1,339	1,346	-7.03	-0.52%	30	564,259	13.2%	461.5	6.6%	7.6x	0.8x	GP	475,711	11.2%	176.4	13.3x	12.8x
NBFI	2,022	1,986	+36.01	+1.81%	23	193,645	4.5%	869.6	12.5%	71.4x	3.2x	WALTONHIL	375,116	8.8%	110.5	49.1x	7.1x
Mutual Fund	857	860	-2.31	-0.27%	37	38,363	0.9%	79.4	1.1%	NM	0.8x	BATBC	320,112	7.5%	661.3	29.4x	8.6x
General Insurance	3,453	3,484	-31.46	-0.90%	37	87,406	2.1%	385.8	5.5%	18.2x	1.7x	ROBI	261,897	6.1%	0.0	NM	4.0x
Life Insurance	2,029	2,036	-6.90	-0.34%	12	55,606	1.3%	25.7	0.4%	NM	NM	SQRPHARMA	194,487	4.6%	133.7	13.7x	2.4x
Telecommunication	6,277	6,178	+99.50	+1.61%	3	765,658	18.0%	256.8	3.7%	20.7x	7.0x	UPGDCL	162,373	3.8%	78.9	20.0x	5.9x
Pharmaceutical	3,404	3,383	+21.64	+0.64%	31	623,372	14.6%	852.8	12.2%	21.5x	2.6x	RENATA	115,154	2.7%	11.0	26.0x	5.0x
Fuel & Power	1,700	1,674	+25.94	+1.55%	21	456,572	10.7%	1,256.6	18.0%	13.5x	1.4x	BXPBARMA	85,520	2.0%	236.8	21.4x	2.6x
Cement	1,576	1,585	-9.24	-0.58%	7	101,356	2.4%	402.1	5.8%	27.9x	2.4x	ICB	82,113	1.9%	10.2	30.4x	1.9x
Services & Real Estate	1,095	1,084	+11.11	+1.03%	8	44,142	1.0%	207.2	3.0%	NM	0.9x	BERGERPBL	79,278	1.9%	123.8	32.1x	8.1x
Engineering	4,216	4,177	+39.48	+0.95%	42	550,618	12.9%	521.4	7.5%	34.3x	2.7x	BEXIMCO	71,771	1.7%	0.0	NM	1.2x
Food & Allied	21,726	21,873	-146.96	-0.67%	20	411,252	9.7%	899.4	12.9%	37.3x	8.7x	MARICO	67,624	1.6%	22.8	22.5x	40.3x
IT	2,215	2,195	+19.87	+0.91%	11	26,213	0.6%	136.3	2.0%	26.3x	1.9x	LHBL	66,314	1.6%	327.9	28.1x	3.8x
Textile	1,042	1,037	+4.96	+0.48%	56	108,345	2.5%	263.0	3.8%	NM	0.7x	BRACBANK	58,339	1.4%	43.1	13.8x	1.3x
Paper & Printing	5,323	5,214	+108.78	+2.09%	4	15,213	0.4%	25.7	0.4%	63.7x	1.1x	SUMITPOWER	52,433	1.2%	526.1	9.6x	1.5x
Tannery	1,682	1,677	+4.25	+0.25%	6	18,369	0.4%	15.8	0.2%	NM	1.8x	ISLAMIBANK	41,860	1.0%	16.4	7.4x	0.7x
Jute	8,526	8,529	-3.47	-0.04%	3	2,058	0.0%	7.2	0.1%	NM	13.2x	DUTCHBANGL	36,740	0.9%	27.8	6.7x	1.1x
Ceramics	444	439	+4.56	+1.04%	5	23,016	0.5%	55.8	0.8%	58.4x	1.5x	UNILEVERCL	34,288	0.8%	25.1	64.8x	23.1x
Miscellaneous	3,192	3,139	+52.89	+1.68%	13	175,885	4.1%	244.4	3.5%	54.1x	1.9x	OLYMPIC	34,170	0.8%	39.5	16.7x	4.1x
												TITASGAS	33,831	0.8%	13.2	9.9x	0.5x

Top Ten Gainers	Close Price (BDT)	Δ%	Turnover (BDT Mn)	PE	PB
CNATEX	2.4	+9.1%	2.1	NM	0.2x
SPCERAMICS	24.4	+8.4%	49.0	95.9x	0.8x
BIFC	4.2	+7.7%	0.2	NM	NM
AOL	43.6	+7.4%	53.1	21.1x	1.2x
SPCL	78.5	+7.4%	96.3	14.7x	2.1x
FAMILYTEX	3.0	+7.1%	2.1	NM	0.3x
SAPORTL	29.3	+6.9%	69.6	27.8x	0.9x
ILFSL	4.8	+6.7%	4.5	NM	NM
BDFINANCE	33.6	+6.3%	301.4	16.8x	1.9x
PTL	51.1	+4.5%	107.0	12.2x	2.0x

Top Twenty Free Float Mcap	Free Float Mcap (BDT Mn)	% of Total Free Float Mcap	PE	PB
SQRPHARMA	127,253	8.6%	13.7x	2.4x
BATBC	84,670	5.7%	29.4x	8.6x
BXPBARMA	59,710	4.0%	21.4x	2.6x
RENATA	56,218	3.8%	26.0x	5.0x
BEXIMCO	49,845	3.4%	NM	1.2x
GP	47,571	3.2%	13.3x	12.8x
BRACBANK	31,361	2.1%	13.8x	1.3x
ROBI	26,059	1.8%	NM	4.0x
LHBL	23,422	1.6%	28.1x	3.8x
EBL	21,255	1.4%	6.5x	1.1x
OLYMPIC	20,727	1.4%	16.7x	4.1x
ISLAMIBANK	20,378	1.4%	7.4x	0.7x
BEACONPHAR	19,533	1.3%	46.3x	5.8x
SUMITPOWER	19,290	1.3%	9.6x	1.5x
CITYBANK	18,556	1.3%	8.9x	1.0x
PUBALIBANK	17,330	1.2%	10.6x	0.7x
UPGDCL	16,237	1.1%	20.0x	5.9x
NBL	16,083	1.1%	6.5x	0.4x
IFIC	13,194	0.9%	11.2x	0.8x
ALARABANK	13,123	0.9%	6.2x	1.0x

Most Traded Share	Close Price (BDT)	Δ%	Turnover (BDT Mn)	PE	PB
BATBC	592.8	-1.0%	661.3	29.4x	8.6x
SUMITPOWER	49.1	+1.7%	526.1	9.6x	1.5x
LANKABAFIN	36.3	+2.5%	420.4	27.5x	2.0x
LHBL	57.1	-0.9%	327.9	28.1x	3.8x
BDFINANCE	33.6	+6.3%	301.4	16.8x	1.9x
BXPBARMA	191.7	+2.3%	236.8	21.4x	2.6x
ORIONPHARM	53.9	+1.5%	199.3	19.8x	0.8x
GP	352.3	+2.5%	176.4	13.3x	12.8x
GBBPOWER	29.6	-3.0%	160.2	21.8x	1.5x
SQRPHARMA	219.4	+0.1%	133.7	13.7x	2.4x

Top Ten Losers	Close Price (BDT)	Δ%	Turnover (BDT Mn)	PE	PB
LIBRAINFU	674.8	-7.2%	13.0	NM	0.5x
RAHIMAFOD	179.0	-5.5%	41.2	NM	18.6x
VAMLRBBF	8.4	-4.5%	3.4	NM	0.9x
JUTESPINN	101.1	-4.5%	0.1	NM	NM
PARAMOUNT	119.5	-4.5%	17.8	33.3x	4.9x
PHENIXINS	34.9	-3.6%	5.8	17.0x	1.0x
CENTRALINS	59.4	-3.6%	31.2	28.4x	2.3x
SAVAREFR	171.8	-3.4%	0.1	NM	70.7x
ZAHINTEX	5.7	-3.4%	1.0	NM	0.3x
MICEMENT	48.8	-3.4%	3.3	20.6x	1.0x

Block Trade	Maximum Price (BDT)	Minimum Price (BDT)	Turnover (BDT Mn)	Quantity ('000)	No. of
AGRANINS	38.9	38.9	2.4	62	1
BDTHAI	26.4	26.4	2.1	80	1
BERGERPBL	1,710.0	1,710.0	3.4	2	2
BNICL	60.2	60.2	0.5	9	1
BRACBANK	43.7	43.7	2.8	65	5
BSCCL	167.0	167.0	2.5	15	2
BXPBARMA	206.0	206.0	1.0	5	1
CONFIDCEM	111.0	111.0	2.1	19	1
COPPERTECH	20.7	20.7	0.6	29	1
DBH	84.1	84.1	0.5	6	1

Block Trade	Maximum Price (BDT)	Minimum Price (BDT)	Turnover (BDT Mn)	Quantity ('000)	No. of Trade
DSSL	11.1	11.1	5.8	520	2
EGEN	38.0	38.0	0.5	14	1
EPGL	58.4	58.4	0.9	15	1
GBBPOWER	31.0	30.4	4.9	159	3
GENEXIL	53.3	51.9	2.6	50	3
IDLC	67.1	67.1	25.4	379	1
IFIC	13.1	13.1	0.8	58	1
KOHINOOR	460.0	440.0	1.6	4	3
NPOLYMAR	54.6	51.1	5.1	100	2
POWERGRID	51.6	51.6	1.2	24	1
RECKITBEN	4,800.0	4,800.0	4.6	1	1
REPUBLIC	53.5	53.5	4.7	88	1
SILCOPHL	22.6	22.4	2.2	97	2
SINGERBD	170.0	170.0	34.0	200	3
STYLECRAFT	146.3	146.3	10.2	70	1
SUMITPOWER	50.3	50.3	125.8	2,500	1
Total			248.3		43

Important DSE News
SAMATALETH

(Q1 Un-audited): EPS was Tk. (0.03) for July-September 2020 as against Tk. 0.05 for July-September 2019. NOCFPS was Tk. 0.17 for July-September 2020 as against Tk. 0.18 for July-September 2019. NAV per share was Tk. 14.33 as on September 30, 2020 and Tk. 14.39 as on June 30, 2020.

DESHBANDHU

Refer to their earlier news disseminated by DSE on 29.11.2020 regarding decision to selling of Land, the company has further informed that they had decided to sell over 103 decimal land of the Company located at Kowadi, Polash, Narshingdi to its sister concern Deshbandhu Packaging Limited after redemption of its mortgage, subsequently it was placed before the Extra Ordinary General Meeting held on 30 December 2020. The Company had negotiated with the concerned bank regarding settlement of loan, as well as for the redemption of its mortgage. However, the Company could not settle the matter with the concerned bank. The Board of Directors of the Company has decided to cease the selling of the aforementioned land.

BATBC

The auditor of the British American Tobacco Bangladesh Company Limited has given the "Emphasis of Matter" paragraphs in the Auditor's Report for the year ended on 31 December 2020. Emphasis of Matter: We draw attention to Note 40.1 to the financial statements where an update from the current year is outlined from last year's management assessment on a BDT 17,806 million retrospective demand by the National Board of Revenue for Value Added Tax and Supplementary Duty on the Company's Pilot and Bristol brands. During the current year the Company has received the certified copy of the Appellate Division of the Supreme Court's judgement dated 25 July 2018 in favour of the appeal made by the Company. Also, against the judgment and order of the Appellate Division, the Government filed a civil review petition in March 2020. The civil review petition is pending for hearing. Our opinion is not modified in respect of the above matters.

CNW

Lub-rref (Bangladesh) Limited: (Q2): As per un-audited Q2 financial statements, profit after tax is Tk. 58.97 million and basic EPS of Tk. 0.59 for the 3 (three) months (October-December 2020) period ended on 31 December 2020 against profit after tax of Tk. 51.93 million and basic EPS of Tk. 0.52 for the same period of the previous year. However, Post-IPO basic EPS for the 3 (three) months (October-December 2020) period ended on 31 December 2020 would be Tk. 0.41. Moreover, profit after tax is Tk. 86.61 million and basic EPS of Tk. 0.87 for the 6 (six) months (July-December 2020) period ended on 31 December 2020 against profit after tax of Tk. 76.59 million and basic EPS of Tk. 0.77 for the same period of the previous year. However, Post-IPO EPS would be Tk. 0.60 for 6 (six) months (July-December 2020) period ended on 31 December 2020. Pre-IPO Net Asset Value (NAV) per share with revaluation (considering Pre-IPO paid up shares) would be Tk. 35.37 as on 31 December 2020 and the same would be Tk. 34.68 (considering Post-IPO paid up shares). Pre-IPO weighted average paid-up number of shares for 3 (three) months (October-December 2020) and 6 (six) months (July-December 2020) period ended on 31 December 2020 was 100,000,000 which was same for the same period of the previous year and Post-IPO paid-up number of shares would be 145,243,144.

Upcoming Corporate Events

DSE Ticker	Right Share	Dividend		Event	Date
		Stock	Cash		
BDFINANCE	-	6.0%	6.0%	Record Date	11-Mar-21
IDLC	-	0.0%	35.0%	Record Date	11-Mar-21
IPDC	-	0.0%	12.0%	Record Date	11-Mar-21
UNILEVERCL	-	0.0%	440.0%	Record Date	23-Mar-21
LHBL	1.00	100%	10.0%	Record Date	24-Mar-21
DUTCHBANGL	-	15.0%	15.0%	Record Date	28-Mar-21
VAMLRBBF	-	0.0%	1.6%	Record Date	28-Mar-21

Disclaimer: This report has been prepared by BRAC EPL Stock Brokerage Ltd and is provided for information purposes. It is not, under any circumstances, to be used or considered as an offer to sell, or a solicitation of any offer to buy. Reasonable care has been taken to ensure that the information is not untrue and misleading. BRAC EPL Stock Brokerage Ltd makes no representation or warranty as to the accuracy or completeness of such information. All opinions and estimates included in this report constitute our judgment as of this date and are subject to change without notice.