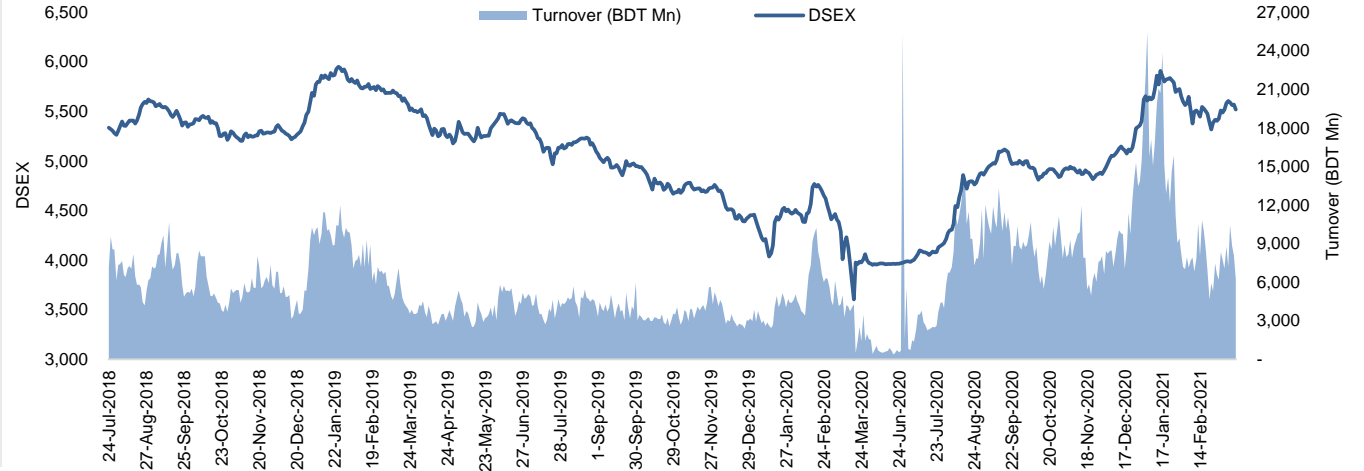


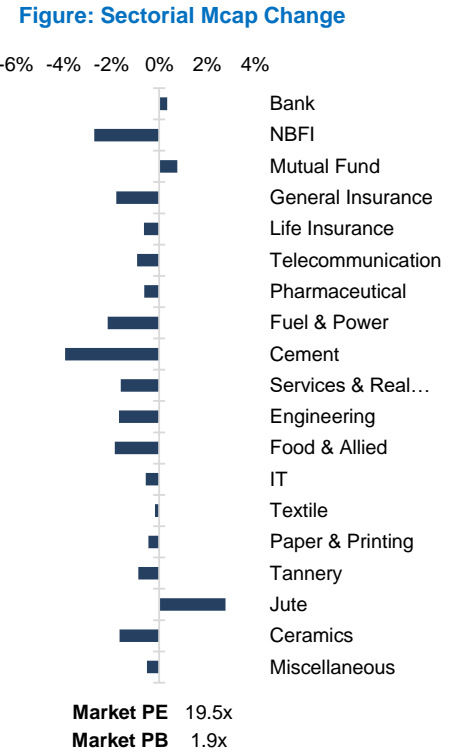
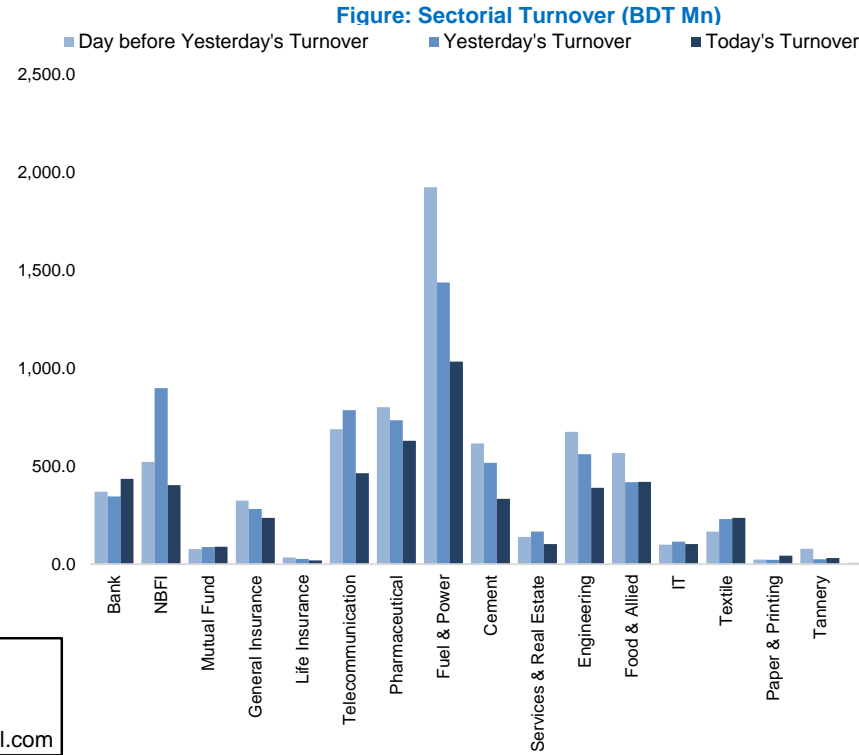
The market closed in red today. The benchmark index DSEX (-0.89%) lost 49.7 points and closed at 5,519.16. The blue-chip index DS30 (-1.32%), the Shariah-based index DSES (-0.63%), and the large-cap index CDSET (-1.24%) closed at 2,126.30, 1,257.81, and 1,177.68 points, respectively. All the large-cap sectors posted negative performance today except Bank (+0.34%). NBF1 experienced the highest loss of 2.71% followed by Fuel & Power (-2.16%), Food & Allied (-1.86%), Engineering (-1.68%), Telecommunication (-0.92%), and Pharmaceutical (-0.63%), respectively. Block trades contributed 3.0% of the overall market turnover. Bangladesh Export Import Company Ltd. (-0.6%) was the most traded share with a turnover of BDT 819 million.



Index	Closing	Opening	Point Δ	%Δ	YTD %Δ
DSEX	5,519.16	5,568.86	-49.70	-0.89%	+2.2%
DS30	2,126.30	2,154.67	-28.37	-1.32%	+8.3%
DSES	1,257.81	1,265.77	-7.96	-0.63%	+1.3%
CDSEI	1,177.68	1,192.51	-14.83	-1.24%	+4.9%

	Advanced	Declined	Unchanged	Total
All Category	76	173	104	353
A Category (Equity)	61	123	77	261
B Category (Equity)	11	24	19	54
N Category (Equity)	0	8	0	8
Z Category (Equity)	4	18	8	30
Mutual Funds	16	8	13	37
Corporate Bonds	1	0	1	2

		Today	Last Day	Daily %Δ
Mcap	Mn BDT	4,778,696	4,828,543	-1.0%
	Mn USD	56,246	56,833	
Turnover	Mn BDT	6,224	8,095	-23.1%
	Mn USD	73	95	
Volume	Mn Shares	163	201	-19.0%
No. of Trade		147,401	161,625	-8.8%



Md. Rafiqul Islam Research Associate (880) 1708805229 mrafiquislam@bracepl.com
Md Mahirul Quddus Research Associate (880) 1709636546 mmahirul.quddus@bracepl.com

Sector Index	Closing	Opening	Points Δ	%Δ	No. of Companies	Mcap (BDT Mn)	% of Total Mcap	Turnover (BDT Mn)	% of Total Turnover	PE	PB	Top Twenty Market Cap	Mcap (BDT Mn)	% of Total Mcap	Turnover (BDT Mn)	PE	PB
Bank	1,316	1,312	+4.50	+0.34%	30	562,111	13.4%	435.7	7.2%	7.7x	0.7x	GP	471,120	11.2%	42.9	13.2x	12.6x
NBFI	1,867	1,920	-52.04	-2.71%	23	184,465	4.4%	403.1	6.7%	68.0x	3.1x	WALTONHIL	386,022	9.2%	101.7	50.5x	7.3x
Mutual Fund	838	832	+6.30	+0.76%	37	38,042	0.9%	89.3	1.5%	NM	0.7x	BATBC	301,158	7.2%	154.8	27.7x	8.1x
General Insurance	3,154	3,211	-57.50	-1.79%	37	82,443	2.0%	236.6	3.9%	17.0x	1.6x	ROBI	244,088	5.8%	361.8	NM	3.7x
Life Insurance	2,015	2,028	-12.83	-0.63%	12	55,256	1.3%	18.7	0.3%	NM	NM	SQRPHARMA	190,055	4.5%	118.4	13.3x	2.3x
Telecommunication	6,222	6,280	-58.02	-0.92%	3	743,076	17.7%	464.2	7.7%	20.1x	6.8x	UPGDCL	158,199	3.8%	31.0	19.5x	5.7x
Pharmaceutical	3,361	3,382	-21.15	-0.63%	31	616,580	14.7%	629.5	10.4%	21.3x	2.6x	RENATA	115,729	2.8%	6.2	26.2x	5.0x
Fuel & Power	1,678	1,715	-36.98	-2.16%	22	452,282	10.8%	1,032.7	17.1%	13.3x	1.4x	BERGERPBL	83,258	2.0%	51.2	33.7x	8.5x
Cement	1,646	1,713	-67.34	-3.93%	7	99,318	2.4%	333.6	5.5%	27.3x	2.4x	BXPHARMA	82,932	2.0%	240.0	20.7x	2.6x
Services & Real Estate	1,091	1,109	-17.74	-1.60%	8	43,172	1.0%	102.7	1.7%	NM	0.9x	ICB	78,325	1.9%	7.4	29.0x	1.8x
Engineering	4,440	4,516	-76.07	-1.68%	42	557,189	13.3%	389.0	6.4%	34.7x	2.7x	BEXIMCO	72,822	1.7%	819.2	NM	1.2x
Food & Allied	20,874	21,269	-395.15	-1.86%	20	395,122	9.4%	420.1	7.0%	35.9x	8.4x	MARICO	67,010	1.6%	6.0	22.3x	39.9x
IT	2,157	2,169	-12.12	-0.56%	11	25,905	0.6%	102.0	1.7%	26.0x	1.9x	LHBL	64,921	1.5%	304.0	27.5x	3.8x
Textile	1,031	1,033	-1.83	-0.18%	56	107,552	2.6%	235.5	3.9%	NM	0.7x	BRACBANK	57,278	1.4%	18.2	13.5x	1.3x
Paper & Printing	5,420	5,444	-24.33	-0.45%	4	15,247	0.4%	42.5	0.7%	63.8x	1.1x	SUMITPOWER	49,870	1.2%	336.7	9.1x	1.4x
Tannery	1,679	1,694	-14.76	-0.87%	6	18,338	0.4%	31.6	0.5%	NM	1.8x	ISLAMIBANK	42,987	1.0%	9.3	7.6x	0.7x
Jute	9,047	8,803	+244.80	+2.78%	3	2,215	0.1%	22.2	0.4%	NM	14.2x	DUTCHBANGL	36,795	0.9%	6.3	6.7x	1.1x
Ceramics	447	455	-7.54	-1.66%	5	22,898	0.5%	26.1	0.4%	58.1x	1.5x	OLYMPIC	35,569	0.8%	24.1	17.4x	4.3x
Miscellaneous	3,559	3,577	-18.38	-0.51%	13	180,757	4.3%	1,022.9	16.9%	55.1x	1.9x	UNILEVERCL	34,618	0.8%	7.8	65.4x	23.3x
												TITASGAS	32,545	0.8%	8.2	9.5x	0.5x

Top Ten Gainers	Close Price (BDT)	Δ%	Turnover (BDT Mn)	PE	PB
RAHIMAFOOD	242.4	+8.7%	131.8	NM	25.2x
DSHGARME	121.4	+8.2%	5.6	NM	6.4x
GQBALLPEN	152.8	+7.8%	19.3	NM	1.1x
BDLAMPS	168.2	+6.7%	38.4	NM	2.0x
FINEFOODS	62.0	+5.4%	40.2	NM	5.9x
FIRSTFIN	5.9	+5.4%	0.0	NM	1.4x
ISNLTD	41.0	+5.1%	19.9	NM	3.2x
JUTESPINN	104.7	+5.1%	0.1	NM	NM
AL-HAJTEX	39.4	+4.2%	14.1	NM	4.6x
PREMIERBAN	12.5	+4.2%	106.6	4.7x	0.6x

Top Twenty Free Float Mcap	Free Float Mcap (BDT Mn)	% of Total Free Float Mcap	PE	PB
SQRPHARMA	124,353	8.5%	13.3x	2.3x
BATBC	79,656	5.5%	27.7x	8.1x
BXPHARMA	57,903	4.0%	20.7x	2.6x
RENATA	56,499	3.9%	26.2x	5.0x
BEXIMCO	50,575	3.5%	NM	1.2x
GP	47,112	3.2%	13.2x	12.6x
BRACBANK	30,790	2.1%	13.5x	1.3x
ROBI	24,287	1.7%	NM	3.7x
LHBL	22,930	1.6%	27.5x	3.8x
OLYMPIC	21,576	1.5%	17.4x	4.3x
BEACONPHAR	21,085	1.4%	50.0x	6.3x
ISLAMIBANK	20,927	1.4%	7.6x	0.7x
EBL	20,858	1.4%	6.4x	1.1x
SUMITPOWER	18,347	1.3%	9.1x	1.4x
CITYBANK	17,669	1.2%	8.5x	1.0x
PUBALIBANK	16,837	1.2%	10.3x	0.7x
UPGDCL	15,820	1.1%	19.5x	5.7x
NBL	15,660	1.1%	6.3x	0.4x
ALARABANK	13,185	0.9%	6.3x	1.0x
IFIC	12,887	0.9%	10.9x	0.7x

Most Traded Share	Close Price (BDT)	Δ%	Turnover (BDT Mn)	PE	PB
BEXIMCO	83.1	-0.6%	819.2	NM	1.2x
ROBI	46.6	-3.9%	361.8	NM	3.7x
SUMITPOWER	46.7	-6.6%	336.7	9.1x	1.4x
LRBDL	49.4	-9.7%	319.6	33.3x	1.4x
LHBL	55.9	-5.7%	304.0	27.5x	3.8x
LANKABAFIN	35.2	-3.0%	255.5	26.7x	2.0x
BXPHARMA	185.9	-2.0%	240.0	20.7x	2.6x
BATBC	557.7	-2.2%	154.8	27.7x	8.1x
RAHIMAFOOD	242.4	+8.7%	131.8	NM	25.2x
SQRPHARMA	214.4	-0.7%	118.4	13.3x	2.3x

Top Ten Losers	Close Price (BDT)	Δ%	Turnover (BDT Mn)	PE	PB
LRBDL	49.4	-9.7%	319.6	33.3x	1.4x
IDLC	60.7	-7.2%	14.9	11.4x	1.6x
SUMITPOWER	46.7	-6.6%	336.7	9.1x	1.4x
IPDC	24.7	-6.4%	7.2	13.3x	1.5x
SAIFPOWER	20.1	-6.1%	55.7	22.2x	1.3x
DACCADYE	7.8	-6.0%	1.0	NM	0.6x
LHBL	55.9	-5.7%	304.0	27.5x	3.8x
AOL	40.2	-5.6%	24.7	19.4x	1.1x
EGEN	34.4	-5.5%	36.7	33.5x	1.7x
ARAMITCEM	26.1	-5.4%	2.1	NM	1.0x

Block Trade	Maximum Price (BDT)	Minimum Price (BDT)	Turnover (BDT Mn)	Quantity ('000)	No. of
ACFL	30.9	30.9	0.6	20	1
BXPHARMA	202.0	180.0	3.9	21	3
DBH	89.7	85.0	4.9	56	7
FARCHEM	10.0	10.0	5.5	553	1
FAREASTLIF	44.0	44.0	2.6	58	1
FINEFOODS	56.0	56.0	0.5	9	1
GBBPOWER	33.7	30.5	4.2	135	3
GENEXIL	54.0	49.3	1.6	30	2
GHAIL	17.0	17.0	17.2	1,011	1
IDLC	71.9	71.0	8.5	120	2

Block Trade	Maximum Price (BDT)	Minimum Price (BDT)	Turnover (BDT Mn)	Quantity ('000)	No. of Trade
IFADAUTOS	45.0	45.0	2.3	50	1
IFIC	11.5	11.5	6.9	600	1
KBPPWBIL	8.8	8.8	0.9	100	1
KOHINOOR	468.0	468.0	2.4	5	2
LANKABAFIN	37.6	37.6	0.8	20	1
LHBL	64.5	64.2	10.3	160	4
MERCINS	34.0	34.0	1.0	30	1
NAHEEACP	50.0	50.0	0.5	11	1
NBL	7.5	7.5	3.8	500	1
ORIONPHARM	51.8	51.8	2.6	50	1
POWERGRID	48.4	48.4	1.5	30	1
PROVATIINS	79.6	79.6	1.9	24	1
PTL	50.0	50.0	0.5	10	1
RINGSHINE	6.0	6.0	0.6	100	1
RUPALILIFE	52.0	52.0	0.9	17	1
SHEPHERD	13.6	13.6	0.5	37	1
SIMTEX	14.6	14.6	1.7	114	2
SSSTEEL	21.4	19.5	12.5	627	4
SUMITPOWER	53.1	45.0	28.1	621	2
UPGDCL	277.5	277.5	55.5	200	1
WALTONHIL	1,296.1	1,296.1	0.6	1	1
WMSHIPYARD	11.0	11.0	1.1	100	1
Total			186.3		53

Important DSE News
MERCANBANK

The Board of Directors has recommended 10% cash and 5% stock dividend for the year ended on December 31, 2020. Date of AGM: 28.04.2021, Time: 11:00 AM, Venue: AGM will be held by using hybrid system i.e. combination of physical presence and by using digital/online platform. Venue for physical presence: FARS Hotel & Resorts, 212 Shahid Syed Nazrul Islam Sharani (Bijoyagar), Dhaka-1000. (Web-link for joining by using digital/online platform will be communicated in due course through AGM notice). Record Date: 05.04.2021. The Company has also reported Consolidated EPS of Tk. 2.26, Consolidated NAV per share of Tk. 22.61 and Consolidated NOCFPS of Tk. 4.16 for the year ended on December 31, 2020 as against Tk. 2.26 (restated), Tk. 22.34 and Tk. 2.22 respectively for the same period of the previous year. The Company also informed that i) Stock dividend has been declared to strengthen Tier-I capital base as per Basel III for the coming year. ii) The Bonus Shares have been declared out of accumulated profit. iii) The Bonus Shares have not been declared from capital reserve or revaluation reserve or any unrealized gain or out of profit earned prior to incorporation of the Company or through reducing paid up capital or through doing anything so that the post-dividend retained earnings become negative or a debit balance.

TAKAFULINS

The Company has informed that Mr. Qazi Mukarram Dastagir has assumed the office of Chief Executive Officer of the Company with the approval of Insurance Development & Regulatory Authority (IDRA).

PRIMEBANK

The Company has informed that Mr. Hassan O. Rashid has been appointed as Managing Director and CEO of Prime Bank Limited with effect from March 14, 2021.

Upcoming Corporate Events

DSE Ticker	Right Share	Dividend		Event	Date
		Stock	Cash		
UNILEVERCL	-	0.0%	440.0%	Record Date	23-Mar-21
LHBL	-	100%	10.0%	Record Date	24-Mar-21
DUTCHBANGL	-	15.0%	15.0%	Record Date	28-Mar-21
VAMLRBBF	-	0.0%	1.6%	Record Date	28-Mar-21
PARAMOUNT	-	20.0%	0.0%	Record Date	01-Apr-21
RELIANCINS	-	0.0%	25.0%	Record Date	04-Apr-21
SHAHJABANK	-	5.0%	7.0%	Record Date	04-Apr-21
UNITEDINS	-	0.0%	11.0%	Record Date	04-Apr-21
LANKABAFIN	-	0.0%	12.0%	Record Date	05-Apr-21

Disclaimer: This report has been prepared by BRAC EPL Stock Brokerage Ltd and is provided for information purposes. It is not, under any circumstances, to be used or considered as an offer to sell, or a solicitation of any offer to buy. Reasonable care has been taken to ensure that the information is not untrue and misleading. BRAC EPL Stock Brokerage Ltd makes no representation or warranty as to the accuracy or completeness of such information. All opinions and estimates included in this report constitute our judgment as of this date and are subject to change without notice.