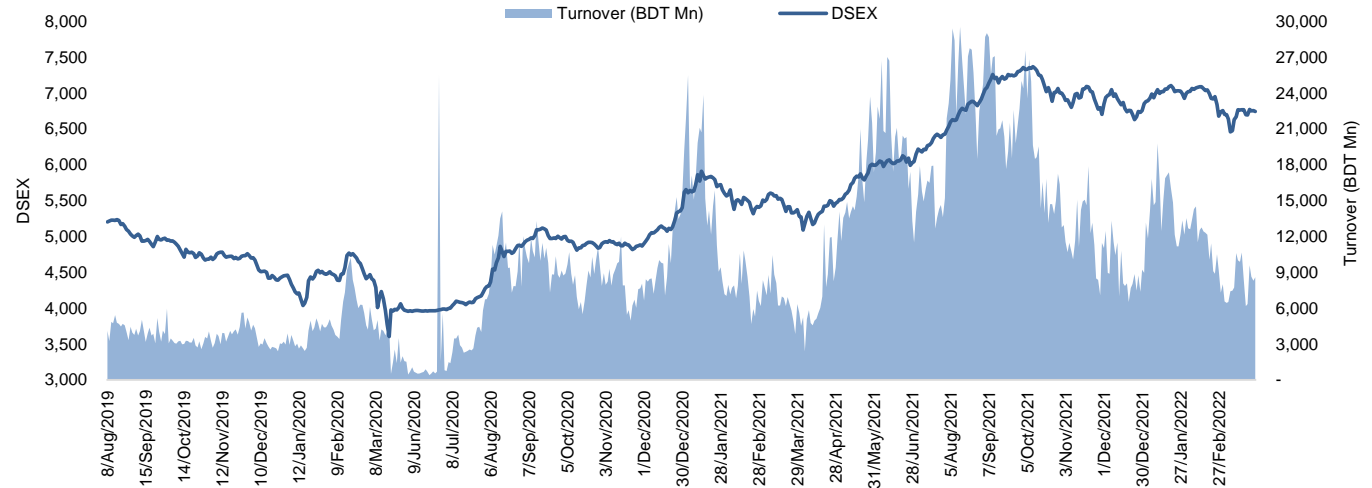


The market closed in red today. The benchmark index DSEX (-0.17%) lost 11.32 points and closed at 6,741.55. The blue-chip index DS30 (-0.16%), the Shariah-based index DSES (+0.09%), and the large-cap index CDSET (-0.15%) closed at 2,462.91, 1,458.07, and 1,337.46 points, respectively. Large-cap sectors posted mixed performance today. Telecommunication booked the highest gain of 0.67% followed by Engineering (+0.44%), Food & Allied (+0.01%). NBFI experienced the highest loss of 0.95% followed by Fuel & Power (-0.28%), Bank (-0.10%), Pharmaceutical (-0.09%). Block trades contributed 0.7% of the overall market turnover. Bangladesh Export Import Company Ltd. (-0.9%) was the most traded share with a turnover of BDT 920 million.



Index	Closing	Opening	Point Δ	%Δ	YTD %Δ
DSEX	6,741.55	6,752.87	-11.32	-0.17%	-0.2%
DS30	2,462.91	2,466.74	-3.83	-0.16%	-2.8%
DSES	1,458.07	1,456.81	+1.26	+0.09%	+1.9%
CDSET	1,337.46	1,339.44	-1.98	-0.15%	-1.6%

	Advanced	Declined	Unchanged	Total
All Category	117	219	42	378
A Category (Equity)	83	154	25	262
B Category (Equity)	25	51	11	87
N Category (Equity)	0	4	1	5
Z Category (Equity)	9	10	5	24
Mutual Funds	6	12	15	33
Corporate Bonds	1	0	1	2

		Today	Last Day	Daily %Δ
Mcap	Mn BDT	5,380,889	5,382,633	-0.0%
	Mn USD	62,568	62,589	
Turnover	Mn BDT	8,589	8,296	+3.5%
	Mn USD	100	96	
Volume	Mn Shares	186	183	+1.3%
No. of Trade		146,021	140,612	+3.8%

Figure: Sectorial Turnover (BDT)

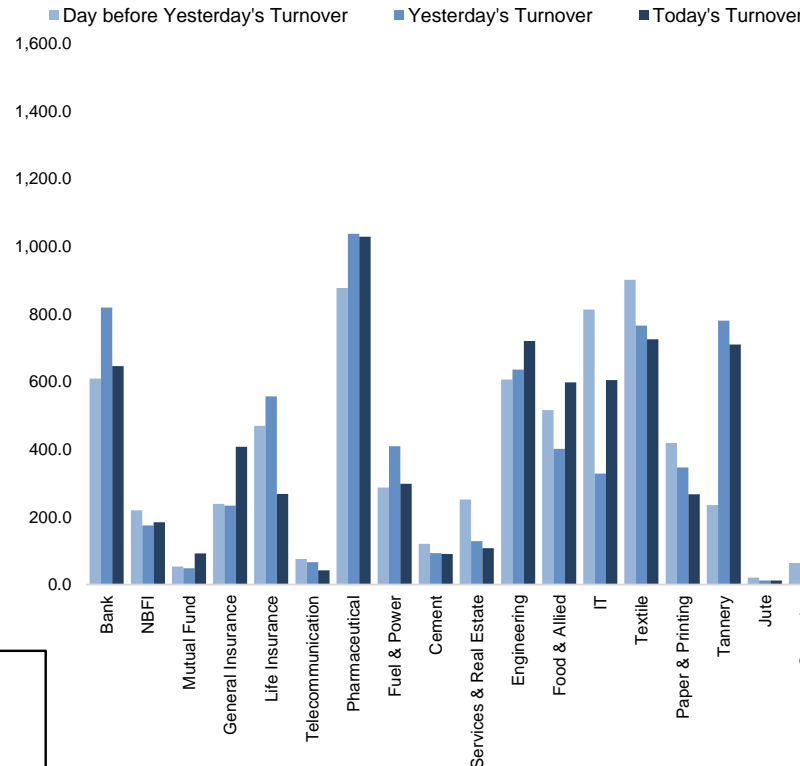
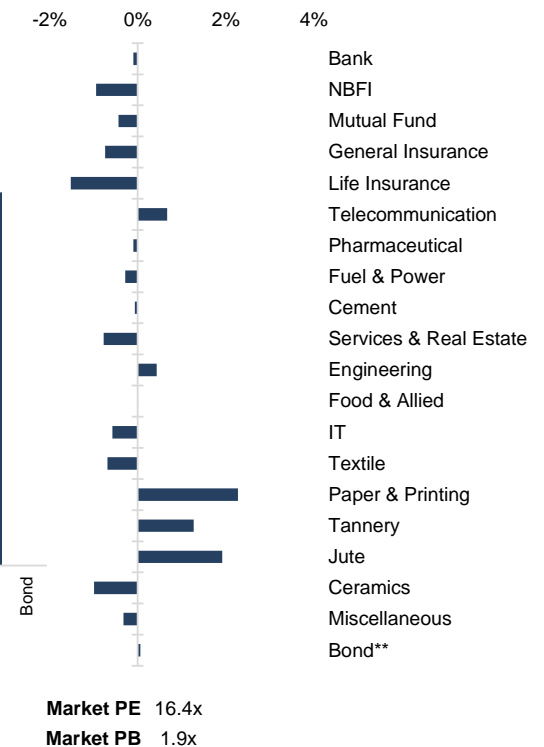


Figure: Sectorial Mcap Change



Fahim Hassan Research Associate (880) 1709636546 fahim.hassan@bracepl.com	Md. Mahmudul Hasan Junior Research Associate (880) 1708805201 mmahmudul.hasan@bracepl.com
---	---

Sector Index	Closing	Opening	Points Δ	%Δ	No. of Companies	Mcap (BDT Mn)	% of Total Mcap	Turnover (BDT Mn)	% of Total Turnover	PE	PB	Top Twenty Market Cap	Mcap (BDT Mn)	% of Total Mcap	Turnover (BDT Mn)	PE	PB
Bank	1,568	1,569	-1.53	-0.10%	33	725,972	15.2%	645.5	8.1%	8.0x	0.8x	GP	443,844	9.3%	13.9	13.0x	8.9x
NBFI	2,018	2,038	-19.27	-0.95%	23	196,616	4.1%	184.2	2.3%	NM	3.5x	WALTONHIL	329,647	6.9%	1.3	22.8x	3.5x
Mutual Fund	895	898	-3.90	-0.43%	36	39,854	0.8%	92.3	1.2%	NM	0.8x	BATBC	316,332	6.6%	69.2	21.1x	8.6x
General Insurance	3,868	3,896	-28.69	-0.74%	40	113,326	2.4%	407.2	5.1%	18.1x	1.9x	SQURPHARMA	195,817	4.1%	150.6	11.0x	2.1x
Life Insurance	2,646	2,687	-40.87	-1.52%	13	74,687	1.6%	267.6	3.4%	NM	NM	ROBI	177,566	3.7%	22.2	99.7x	2.7x
Telecommunication	5,552	5,515	+36.95	+0.67%	3	655,578	13.7%	42.5	0.5%	17.2x	5.2x	UPGDCL	145,619	3.0%	3.6	11.9x	4.9x
Pharmaceutical	3,896	3,900	-3.69	-0.09%	32	726,679	15.2%	1,027.9	12.9%	18.1x	2.7x	RENATA	143,639	3.0%	10.6	26.6x	5.3x
Fuel & Power	1,825	1,830	-5.20	-0.28%	23	476,247	10.0%	297.9	3.7%	11.7x	1.2x	BEXIMCO	136,881	2.9%	920.0	10.9x	1.9x
Cement	2,569	2,570	-1.64	-0.06%	7	126,634	2.6%	89.9	1.1%	19.1x	2.6x	ICB	84,288	1.8%	8.3	43.8x	1.9x
Services & Real Estate	1,444	1,455	-11.20	-0.77%	8	55,083	1.2%	107.3	1.3%	NM	1.1x	LHBL	83,154	1.7%	63.0	21.4x	4.2x
Engineering	4,748	4,728	+20.57	+0.44%	42	555,359	11.6%	720.3	9.0%	18.8x	2.0x	BERGERPBL	81,736	1.7%	2.5	27.0x	7.4x
Food & Allied	23,807	23,805	+1.72	+0.01%	21	420,784	8.8%	597.5	7.5%	26.2x	9.0x	BXPHARMA	80,791	1.7%	24.3	13.3x	2.1x
IT	3,262	3,281	-18.73	-0.57%	11	41,098	0.9%	604.9	7.6%	32.9x	2.9x	MARICO	73,912	1.5%	0.8	21.4x	28.6x
Textile	1,624	1,636	-11.23	-0.69%	58	175,263	3.7%	725.2	9.1%	29.8x	1.1x	BRACBANK	70,026	1.5%	16.7	12.8x	1.2x
Paper & Printing	9,939	9,718	+221.64	+2.28%	6	35,806	0.7%	267.0	3.3%	NM	2.5x	BEACONPHAR	52,714	1.1%	6.7	45.0x	9.4x
Tannery	3,837	3,789	+48.22	+1.27%	6	40,634	0.8%	709.8	8.9%	NM	4.0x	ISLAMIBANK	52,325	1.1%	1.8	9.7x	0.8x
Jute	8,980	8,811	+169.08	+1.92%	3	2,083	0.0%	12.2	0.2%	NM	24.7x	DUTCHBANGL	48,197	1.0%	22.6	8.7x	1.3x
Ceramics	665	672	-6.66	-0.99%	5	29,753	0.6%	83.6	1.0%	29.1x	1.9x	POWERGRID	42,764	0.9%	26.8	12.3x	0.5x
Miscellaneous	4,696	4,711	-15.24	-0.32%	14	258,253	5.4%	1,103.6	13.8%	14.5x	2.3x	SUMITPOWER	41,327	0.9%	15.4	8.7x	1.2x
Bond**	89	89	+0.05	+0.06%	8	32,943	0.7%	0.4	0.0%	NM	NM	TITASGAS	38,876	0.8%	13.8	11.4x	0.5x

Top Ten Gainers	Close Price (BDT)	Δ%	Turnover (BDT Mn)	PE	PB	Top Twenty Free Float Mcap	Free Float Mcap (BDT Mn)	% of Total Free Float Mcap	PE	PB	Most Traded Share	Close Price (BDT)	Δ%	Turnover (BDT Mn)	PE	PB
LIBRAINFU	969.2	+7.2%	15.5	NM	0.8x	SQURPHARMA	128,123	7.1%	11.0x	2.1x	BEXIMCO	156.2	-0.9%	920.0	10.9x	1.9x
FUWANGFOOD	23.5	+5.9%	260.7	NM	2.0x	BEXIMCO	91,231	5.0%	10.9x	1.9x	FORTUNE	130.5	+3.1%	671.8	44.7x	8.6x
RANFOUNDRY	201.5	+5.6%	37.0	54.5x	6.9x	BATBC	83,670	4.6%	21.1x	8.6x	ORIONPHARM	105.3	-1.2%	439.3	26.3x	1.3x
SONALIPAPR	853.9	+4.9%	167.7	75.6x	3.5x	RENATA	69,995	3.9%	26.6x	5.3x	PREMIERBAN	17.7	+2.3%	321.8	5.2x	0.9x
FUWANGCER	17.6	+4.8%	24.1	60.7x	1.5x	BXPHARMA	56,408	3.1%	13.3x	2.1x	FUWANGFOOD	23.5	+5.9%	260.7	NM	2.0x
IMAMBUTTON	35.8	+4.4%	1.6	NM	7.4x	GP	44,384	2.4%	13.0x	8.9x	BNICL	89.2	+2.1%	240.5	30.9x	4.1x
SHURWID	21.8	+4.3%	28.4	9.9x	1.7x	BRACBANK	37,646	2.1%	12.8x	1.2x	BDCOM	40.1	-2.0%	212.6	28.8x	2.7x
AMBEEPHA	485.5	+4.0%	2.5	NM	25.7x	BEACONPHAR	36,900	2.0%	45.0x	9.4x	SONALIPAPR	853.9	+4.9%	167.7	75.6x	3.5x
PHARMAID	865.7	+4.0%	95.4	46.2x	8.8x	LHBL	29,370	1.6%	21.4x	4.2x	AAMRATECH	41.0	-1.9%	151.7	22.3x	1.7x
MEGHNACEM	79.0	+3.9%	9.5	29.4x	1.3x	EBL	26,240	1.4%	6.9x	1.2x	SQURPHARMA	220.9	+0.5%	150.6	11.0x	2.1x

Top Ten Losers	Close Price (BDT)	Δ%	Turnover (BDT Mn)	PE	PB	Top Twenty Free Float Mcap	Free Float Mcap (BDT Mn)	% of Total Free Float Mcap	PE	PB	Block Trade	Maximum Price (BDT)	Minimum Price (BDT)	No. of Trade	Quantity ('000)	Turnover (BDT Mn)
ICBIBANK	4.6	-6.1%	7.0	NM	NM	ROBI	17,757	1.0%	99.7x	2.7x	GENEXIL	132.0	126.0	7.0	2,096	274.86
NITOLINS	49.0	-2.0%	6.4	16.7x	1.7x	OLYMPIC	17,364	1.0%	16.5x	3.1x	FORTUNE	126.6	126.6	3.0	1,133	143.39
DELTASPINN	9.8	-2.0%	6.6	NM	0.7x	NBL	17,271	1.0%	6.6x	0.4x	RENATA	1,340.0	1,340.0	1.0	22	28.81
ATLASBANG	122.7	-2.0%	0.8	NM	1.0x	BSRMLTD	16,980	0.9%	5.8x	0.8x	IBNSINA	285.9	285.9	1.0	100	28.59
IPDC	34.4	-2.0%	10.8	14.5x	2.0x	ORIONPHARM	16,760	0.9%	26.3x	1.3x	PTL	94.0	92.8	2.0	256	24.00
NHFIL	44.3	-2.0%	10.6	16.2x	2.4x	ALARABANK	16,528	0.9%	10.3x	1.2x	DSSL	22.1	20.7	4.0	1,014	21.34
ENVOYTEX	44.5	-2.0%	17.8	28.3x	1.2x	PRIMEBANK	15,257	0.8%	7.5x	0.9x	AL-HAJTEX	103.8	101.6	5.0	118	12.08
DELTALIFE	154.0	-2.0%	37.9	NM	NM						SQUARETEXT	64.0	64.0	1.0	169	10.82
TAMIJTEX	254.2	-2.0%	12.2	54.7x	3.1x						DELTALIFE	159.1	158.9	2.0	60	9.54
NATLIFEINS	204.8	-2.0%	0.4	NM	NM						RDFOOD	65.3	58.9	3.0	130	8.30

*NBFI Sector PE calculation methodology has been modified to reflect positive earnings only.

** The base of the Bond index starts at 100, starting from Jan 13, 2022

Block Trade	Maximum Price (BDT)	Minimum Price (BDT)	Turnover (BDT Mn)	Quantity ('000)	No. of Trade
GENEXIL	132.0	126.0	274.9	2,096	7
FORTUNE	126.6	126.6	143.4	1,133	3
RENATA	1,340.0	1,340.0	28.8	22	1
IBNSINA	285.9	285.9	28.6	100	1
PTL	94.0	92.8	24.0	256	2
DSSL	22.1	20.7	21.3	1,014	4
AL-HAJTEX	103.8	101.6	12.1	118	5
SQUARETEXT	64.0	64.0	10.8	169	1
DELTALIFE	159.1	158.9	9.5	60	2
RDFOOD	65.3	58.9	8.3	130	3
HRTEX	71.5	71.0	6.0	84	3
ORIONPHARM	114.8	104.5	5.3	50	4
GP	331.0	331.0	4.7	14	1
MAKSONSPIN	25.5	25.5	3.7	147	1
LANKABAFIN	35.0	35.0	2.3	67	1
DUTCHBANGL	75.4	75.4	2.1	28	1
PHOENIXFIN	21.5	21.5	2.0	93	1
KTL	38.0	38.0	1.9	50	3
FUWANGFOOD	23.1	23.1	1.7	75	1
AAMRATECH	41.4	41.4	1.7	40	1
MERCANBANK	19.3	19.3	1.4	75	1
DOREENPWR	75.0	68.8	1.4	19	2
Total			601.9		58

Important DSE News

UNITEDFIN

The Board of Directors has recommended 10% cash dividend for the year ended December 31, 2021. Date of AGM: 17.05.2022, Time: 3:00 PM, Venue: Digital Platform. Record date: 17.04.2022. The Company has also reported EPS of Tk. 1.19, NAV per share of Tk. 17.30 and NOCFPS of Tk. 5.63 for the year ended December 31, 2021 as against Tk. 1.13, Tk. 17.11 and Tk. (7.42) respectively for the same period of the previous year.

ICBIBANK

The Board of Directors has recommended No Dividend for the year ended December 31, 2021. Date of AGM: 14.07.2022, Time: 10:30 AM, Venue: Digital Platform. Record Date: 11.05.2022. The Company has also reported EPS of Tk. (0.59), NAV per share of Tk. (18.13) and NOCFPS of Tk. 0.44 for the year ended December 31, 2021 as against Tk. (0.28), Tk. (17.54) and Tk. (0.07) respectively for the same period of the previous year.

MIRAKHTER

The Company has informed that the Board of Directors of the Company has decided to form a subsidiary Company namely "Mir Steel Mills Limited" and will operate the business subject to necessary approval of the regulatory organizations. Mir Akhter Hossain Limited will hold the majority shares of the Company.

ACMELAB

Parveen Akhter Nasir one of the Sponsors of the company, has further reported that she has completed her transfer of 13,47,588 shares of the Company to her son Reza-Ur-Rahman Sinha (Placement Holder of the company), by way of gift outside the trading system of the Exchange as per declaration disseminated on 16.03.2022.

KPCL

The Company has informed that Bangladesh Power Development Board (BPDB) has verbally informed that the Cabinet Purchase Committee has approved purchase of electricity on "No electricity No Payment" basis for 2 years from its two power plants namely KPC unit II 115 MW plant, Khulna and KPC 40 MW Noapara plant, Jashore. The Company has not received any official letter yet. The Company has also informed that, BPDB has verbally instructed to resume operations of the said power plants and the Company has started resuming operations from March 24, 2022 afternoon.

Upcoming Corporate Events

DSE Ticker	Right Share	Dividend		Event	Date
		Stock	Cash		
Dutch-Bangla Bank Ltd.	-	10.0%	17.5%	Record Date	28-Mar-22
Linde Bangladesh Limited	-	0.0%	550.0%	Record Date	31-Mar-22
United Insurance Ltd.	-	0.0%	10.0%	Record Date	3-Apr-22
Reckitt Benckiser(Bd.)Ltd.	-	0.0%	1650.0%	Record Date	3-Apr-22
Robi Axiata Limited	-	0.0%	2.0%	Record Date	6-Apr-22
Uttara Bank Limited	-	14.0%	14.0%	Record Date	6-Apr-22
BRAC Bank Ltd.	-	7.5%	7.5%	Record Date	6-Apr-22
Mercantile Bank Ltd.	-	5.0%	12.5%	Record Date	6-Apr-22
Bank Asia Ltd.	-	0.0%	15.0%	Record Date	6-Apr-22
Shahjalal Islami Bank Ltd.	-	5.0%	10.0%	Record Date	6-Apr-22
IFIC Bank Ltd.	-	5.0%	0.0%	Record Date	12-Apr-22
United Finance Limited	-	0.0%	10.0%	Record Date	17-Apr-22
Paramount Insurance Company Ltd.	-	0.0%	10.0%	Record Date	28-Apr-22
ICB Islamic Bank Limited	-	0.0%	0.0%	Record Date	11-May-22

Disclaimer: This report has been prepared by BRAC EPL Stock Brokerage Ltd and is provided for information purposes. It is not, under any circumstances, to be used or considered as an offer to sell, or a solicitation of any offer to buy. Reasonable care has been taken to ensure that the information is not untrue and misleading. BRAC EPL Stock Brokerage Ltd makes no representation or warranty as to the accuracy or completeness of such information. All opinions and estimates included in this report constitute our judgment as of this date and are subject to change without notice.